



**BOSCH**

Technik fürs Leben

Scheibenwischer  
Wiper blades  
Essuie-glaces  
Tergicristalli  
Стеклоочистители



de

Produktlinien  
im Vergleich

en

Product line  
comparison

fr

Comparaison des  
lignes de produits

it

Confronto tra le linee  
di prodotto

ru

Сравнение  
торговых линеек

	<b>AEROTWIN</b> (A) Original program	<b>AEROTWIN</b> (AR) Upgrade program	<b>AEROFIT</b> (AF)	<b>TWIN</b> SPOILER	<b>TWIN</b>
	e.g. A 979 S 	e.g. AR 600 U 	e.g. AF 607 	e.g. 500 S 	e.g. 500 
	★★★★★★	★★★★★★	★★★★★★	★★★★★★	★★★★★★
	★★★★★★	★★★★★★	★★★★★★	★★★★★☆	★★★★★☆
	★★★★★★	★★★★★★	★★★★★☆	★★★★★☆	★★★★★☆
	★★★★★★	★★★★★★	★★★★★☆	★★★★★☆	★★★★★☆
	★★★★★★	★★★★★★	★★★★★☆	★★★★★☆	★★★★★☆

#### Aerotwin Original A

Optimale Lösung, individuell auf das Fahrzeug abgestimmt.

#### Aerotwin Original A

Ideal solution, individually matched to each vehicle.

#### Aerotwin Original A

La solution optimale adaptée spécifiquement à votre véhicule.

#### Aerotwin Original A

Soluzione ottimale, studiata appositamente per ogni veicolo.

#### Aerotwin Original A

Оптимальное решение, адаптированное под конкретный автомобиль.

#### Aerotwin Upgrade AR

Universale Lösung für Fahrzeuge mit Hakenwischarm-Schnittstellen.

#### Aerotwin Upgrade AR

Universal solution for vehicles with hook-type wiper-arms.

#### Aerotwin Upgrade AR

La solution universelle pour les véhicules équipés à l'origine d'un balai d'essuie-glaces plat.

#### Aerotwin Upgrade AR

Soluzione universale per veicoli con bracci del tergicristallo a uncino.

#### Aerotwin Upgrade AR

Универсальное решение для автомобилей с крюкообразными держателями щетки стеклоочистителя.

#### Aerofit AF

Zeitwertgerechtes Wischblatt.

#### Aerofit AF

Fairly-priced wiper blade.

#### Aerofit AF

Raclette d'essuie-glace adapté économiquement.

#### Aerofit AF

Valore attuale spazzola tergicristalli.

#### Aerofit AF

Щетка стеклоочистителя по разумной цене.

#### Twin, mit und ohne Spoiler

Optimale Lösung für konventionelle Wischertechnik. Mit Spoiler für höhere Geschwindigkeiten.

#### Twin, with and without spoiler

Ideal solution for conventional wiper-blade technology. With spoiler for higher speeds.

#### Twin, avec et sans spoiler

La solution optimale pour la technologie d'essuie-glace conventionnelle. Avec spoiler pour améliorer la performance à haute vitesse.

#### Twin, con e senza spoiler

Soluzioni ottimali per tecnologia tergicristalli convenzionale. Con spoiler per velocità più elevate.

#### Twin, со спойлером или без спойлера

Оптимальное решение для обычных стеклоочистителей. Со спойлером для повышенных скоростей.

de

Scheibenwischer-App

en

Wiper-app

fr

Application essuie-  
glaces

it

App per tergicristalli

ru

Мобильное  
приложение для  
стеклоочистителей



Ob mobil oder online – mit der Scheibenwischer-App finden Sie immer den richtigen Bosch-Scheibenwischer!

Einfach Code scannen und loslegen.

Mobile or online – the wiper app helps you find the correct Bosch wiper every time!

Just scan the code to get started.

Sur la version mobile ou en ligne – avec l'application essuie-glaces, vous trouverez toujours l'essuie-glace Bosch qui vous convient !

Il suffit de scanner le code et c'est parti.

Sia mobile che online – con la app per tergicristalli trovate sempre il tergicristallo Bosch giusto!

Basta scansionare il codice e iniziare.

Мобильная связь или онлайн-соединение – с помощью мобильного приложения для стеклоочистителей вы всегда сможете подобрать подходящий стеклоочиститель Bosch!

Просто сканируйте QR-код и начинайте.



**IOS & Android**



**www.boschwiperblades.com**



de

Inhalt

en

Contents

fr

Contenu

it

Contenuto

ru

Содержание

Angebot	Offer	Offre	Offerta	Содержание	
<b>Aerotwin Flachblatt-Wischer für Pkw</b>	<b>Aerotwin flat-blade wipers for passenger cars</b>	<b>Essuie-glaces à balai plat Aerotwin pour voitures particulières</b>	<b>Tergicristalli Aerotwin a spazzola piatta per autovetture</b>	<b>Bosch Aerotwin для легковых автомобилей</b>	<b>A 2</b>
Aerotwin Sets – Original-Programm	Aerotwin Sets – original program	Jeux Aerotwin – programme original	Set Aerotwin – programma originale	Комплекты Aerotwin – оригинальные программы	<b>A 4</b>
Aerotwin Sets – Universal-Programm	Aerotwin Sets – universal program	Jeux Aerotwin – programme universel	Aerotwin confezione singola – programma Multi-Clip	Комплекты Aerotwin – универсальная программы	<b>A 8</b>
Aerotwin Sets – Upgrade-Programm	Aerotwin Sets – upgrade program	Jeux Aerotwin – programme de mise à niveau	Set Aerotwin – programma Retrofit	Комплекты Aerotwin – программа обновления	<b>A 10</b>
<b>Aerofit Flachblatt-Wischer für PKW</b>	<b>Aerofit flat-blade wipers for passenger cars</b>	<b>Essuie-glaces à balai plat Aerofit pour voitures particulières</b>	<b>Tergicristalli Aerofit a spazzola piatta per autovetture</b>	<b>Bosch Aerofit для легковых автомобилей</b>	<b>A 12</b>
Aerofit – Programm	Aerofit – program	Aerofit – programme	Aerofit – programma	Aerofit – программы	<b>A 13</b>
<b>Twin Metallbügel-Wischer für Pkw</b>	<b>Twin metal bracket wipers for passenger cars</b>	<b>Essuie-glaces à étrier métallique Twin pour voitures particulières</b>	<b>Tergicristalli Twin con staffa metallica per autovetture</b>	<b>Bosch Twin для легковых автомобилей</b>	<b>A 14</b>
nach Suchnummer geordnet	by search number	classé par numéros	in ordine dei numeri di ricerca	упорядоченные по поисковому номеру	<b>A 16</b>
im Großpack	bumper pack	en grand conditionnement	in confezione maxi	в экономичной упаковке	<b>A 19</b>
<b>Bosch Rear Heckscheiben-Wischer-Programm</b>	<b>Bosch Rear Rear window wipers program</b>	<b>Bosch Rear Programme d'essuie-glaces arrière</b>	<b>Bosch Rear Gamma tergilunotto</b>	<b>Bosch Rear</b>	<b>A 20</b> <b>A 22</b>
				Программы стеклоочистителей для заднего стекла	
<b>Aerotwin Flachblatt-Wischer für Nkw</b>	<b>Aerotwin flat-blade wipers for commercial vehicles</b>	<b>Aerotwin essuie-glaces à balai plat pour véhicules utilitaires</b>	<b>Tergicristalli Aerotwin a spazzola piatta per veicoli commerciali</b>	<b>Стеклоочистители Bosch Aerotwin для грузовых автомобилей</b>	<b>A 26</b>
Programm	Program	Programme	Programma	Программы	<b>A 27</b>
<b>Twin Metallbügel-Wischer für Nkw</b>	<b>Twin metal bracket wipers for commercial vehicles</b>	<b>Essuie-glaces à étrier métallique Twin pour véhicules utilitaires</b>	<b>Tergicristalli Twin con staffa metallica per veicoli commerciali</b>	<b>Стеклоочистители Twin для коммерческих автомобилей</b>	<b>A 28</b>
Programm	Program	Programme	Programma	Программы	<b>A 29</b>
<b>Adapterübersicht</b>	<b>Adapter overview</b>	<b>Vue d'ensemble des adaptateurs</b>	<b>Codici di ordinazione adattatori</b>	<b>Обзор адаптеров</b>	<b>A 30</b>
<b>Aerotwin-Verpackung</b>	<b>Aerotwin packaging</b>	<b>Aerotwin emballage</b>	<b>Aerotwin confezione</b>	<b>Упаковка Aerotwin</b>	<b>A 32</b>
<b>Verwendung</b>	<b>Applications</b>	<b>Applications</b>	<b>Impieghi</b>	<b>Применение</b>	
Hinweise zur Benutzung	Instructions for use	Consignes d'utilisation	Istruzioni d'uso	Рекомендации по использованию каталога	<b>B 1.1</b>
Wischblätter für Pkw, Transporter	Wiper blades for passenger cars, transporters	Raclettes d'essuie-glaces pour voitures particulières, camionnettes	Spazzole per autovetture, furgoni	Щетки стеклоочистителей для легковых автомобилей, микроавтобусов	<b>B 2</b>
Wischblätter für Lkw, Busse	Wiper blades for trucks, buses	Raclettes d'essuie-glaces pour camions, autocar	Spazzole per autocarri, autobus	Щетки стеклоочистителей для грузовых автомобилей, автобусов	<b>B 98</b>

de

## Aerotwin Flachblatt- Wischer für Pkw

en

## Aerotwin flat-blade wipers for passenger cars

fr

## Essuie-glaces à balai plat Aerotwin pour voitures particulières

it

## Tergicristalli Aerotwin a spazzola piatta per autovetture

ru

## Bosch Aerotwin для легковых автомобилей



- ① Leises Wischen durch flexiblen Gummirücken
- ② Hervorragende Reinigung durch Leichtlaufbeschichtung
- ③ Long Life: Länger sehr gute Wischergebnisse durch verbesserten Wischgummi

### Hervorragende Wischleistung

- ▶ An jedem Punkt der Scheibe durch maßgeschneiderte Federschiene
- ▶ Freie Sicht auch bei hohen Geschwindigkeiten durch aerodynamischen Spoiler

### Mehr Komfort

- ▶ Minimale Windgeräusche durch weniger Strömungsangriffsfläche
- ▶ Verbesserte Wintertauglichkeit, da Eis nicht mehr an Metallrahmen und Gelenken anfrieren kann

- ① Quiet wiping due to flexible rubber back
- ② Excellent cleaning results thanks to smooth-running coating
- ③ Long Life: very good cleaning results for longer due to an improved wiper rubber

### Excellent wiping performance

- ▶ Right across the windshield or rear window thanks to a custom-made spring strip
- ▶ Good visibility even at high speed thanks to the aerodynamic spoiler

### More convenience

- ▶ A reduced surface area minimizes wind noise
- ▶ Better equipped for winter conditions, as ice can no longer form on the metal frame and joints

- ① Essuyage silencieux grâce au dos en caoutchouc souple
- ② Nettoyage parfait grâce au revêtement de glissement facile
- ③ Long Life : obtenez de très bons résultats d'essuyage plus longtemps grâce à la lame racleuse améliorée

### Performance d'essuyage parfaite

- ▶ Sur toute la surface du pare-brise grâce au raidisseur intégré
- ▶ Une bonne visibilité même à grande vitesse grâce au spoiler aérodynamique

### Plus de confort

- ▶ Moins de résistance au vent pour un essuyage silencieux
- ▶ Une armature métallique qui résiste parfaitement à la corrosion et aux conditions hivernales

- ① Tergitura silenziosa grazie al dorso flessibile in gomma
- ② Pulizia eccellente grazie al rivestimento che agevola la corsa
- ③ Long Life: ottimi risultati di pulizia più a lungo grazie alla gomma pulente migliorata

### Prestazioni di tergiture eccellenti

- ▶ In ogni punto del cristallo, grazie all'impiego di una guida elastica progettata su misura
- ▶ Chiara visibilità anche alle alte velocità grazie allo spoiler aerodinamico

### Più comfort

- ▶ Silenziosità, grazie ad un profilo altamente aerodinamico
- ▶ Migliorata efficacia anche nella stagione invernale, in quanto è esclusa la formazione di ghiaccio in corrispondenza di parti metalliche e snodi

- ① Бесшумная очистка благодаря мягкой резине задней поверхности чистящего элемента
- ② Превосходная очистка благодаря специальному покрытию для облегчения скольжения
- ③ Длительный срок службы: отличные результаты очистки будут еще дольше благодаря улучшенной резине стеклоочистителя

### Превосходная производительность очистки


- ▶ Максимальный контакт стеклоочистителя с поверхностью стекла благодаря точной пружинной направляющей
- ▶ Свободный обзор даже на высокой скорости благодаря аэродинамическому спойлеру

### Повышенный комфорт

- ▶ Минимальные шумы ветра благодаря меньшей площади воздействия со встречным воздухом
- ▶ Улучшенное качество работы даже в зимних условиях за счет отсутствия в конструкции металлического каркаса и шарниров – мест, наиболее подверженных обледенению



# AEROTWIN



## Innovative Power Protection Plus (PPP) Wischgummi-Technologie und Long Life Wischgummi:

- ▶ Hervorragende Wischleistung und leises Wischen durch PPP
- ▶ Noch längere Lebensdauer: Evodium Steel Federschielen, die den Anpressdruck gleichmäßig über die Scheiben verteilen, und neue Wischgummi-Mischung mit verbesserter Widerstandsfähigkeit und weniger Verschleiß

### (A) Aerotwin Original-Programm

- ▶ Flachblatt-Wischer mit fahrzeug-spezifischem Original-Adapter

### (AM) Aerotwin Universal-Programm

- ▶ Flachblatt-Wischer mit Multi-Clip-Adapter – passend für die wichtigsten Wischarm-Schnittstellen
- ▶ Einfacher Wischerwechsel durch vormontierten Multi-Clip-Adapter

### (AR) Aerotwin Upgrade-Programm

- ▶ Flachblatt-Wischer zum Nachrüsten für Pkw mit konventionellem Metallbügel-System und für Hybrid-Wischer

## Innovative Power Protection Plus (PPP) wiper rubber technology and Long Life wiper rubber:

- ▶ Excellent wiping performance and silent wiping action due to PPP
- ▶ Even longer service life: Evodium Steel spring strips spread the wiper pressure across the windscreen evenly, and the new wiper rubber mix offers better durability and less wear

### (A) Aerotwin original program

- ▶ Flat-blade wiper with vehicle-specific original adapter

### (AM) Aerotwin universal program

- ▶ Flat-blade wiper with Multi-Clip adapter – suitable for the most important wiper arm interfaces
- ▶ Simple replacement of wiper blades thanks to pre-mounted Multi-Clip adapter

### (AR) Aerotwin upgrade program

- ▶ Flat-blade wiper for retrofitting in passenger cars with conventional metal bracket system and for hybrid wipers

## Technologie de lame racluse innovante Power Protection Plus (PPP) et lame racluse Long Life :

- ▶ Performance d'essuyage parfaite et essuyage silencieux grâce à PPP
- ▶ Durée de vie encore plus longue : les aiguilles flexibles Evodium Steel répartissent de manière homogène la pression sur la vitre et la nouvelle composition de lames racluses offre une capacité de résistance améliorée et une usure plus faible

### (A) Programme d'origine Aerotwin

- ▶ Essuie-glaces à balai plat avec adaptateur d'origine spécifique au véhicule

### (AM) Programme universel Aerotwin

- ▶ Essuie-glaces à balai plat avec adaptateur Multi-Clip convenant aux principales interfaces des bras d'essuie-glace
- ▶ Changement aisé des essuie-glaces grâce à l'adaptateur Multi-Clip pré-monté

### (AR) Programme de mise à niveau Aerotwin

- ▶ Essuie-glaces à balai plat pour la deuxième monte pour voitures particulières avec système d'étrier métallique conventionnel et pour essuie-glaces hybrides

## Innovativa tecnologia della gomma pulente Power Protection Plus (PPP) e gomma pulente Long Life:

- ▶ Prestazioni di tergiture eccellenti e tergiture silenziosa grazie a PPP
- ▶ Durata ancora più lunga: guide elastiche Evodium Steel, che distribuiscono la pressione di contatto in modo uniforme sui vetri e nuova miscela della gomma pulente con una maggiore resistenza e una minore usura

### (A) Aerotwin programma originale

- ▶ Le migliori spazzole tergicristallo, specifiche per ogni veicolo

### (AM) Aerotwin Multiclip

- ▶ Tergicristalli Aerotwin a spazzola piatta dotate di adattatore Multi-Clip – premontato compatibile con 4 diversi attacchi OE per bracci tergicristallo
- ▶ Individuare la spazzola giusta diventa semplice e veloce

### (AR) Aerotwin Retrofit

- ▶ Tergicristalli Aerotwin a spazzola piatta compatibili con bracci tergicristallo di autovetture dotate originariamente di spazzole tradizionali e per tergicristallo ibrido

## Innovative Power Protection Plus (PPP) – технология изготовления резины для стеклоочистителей и длительный срок службы резины стеклоочистителей:

- ▶ Превосходная производительность и маломышность очистки благодаря применению технологии PPP
- ▶ Увеличенный срок службы: упругие направляющие Evodium Steel, равномерно распределяющие прижимное усилие по стеклам и новый состав резины стеклоочистителя с улучшенной стойкостью и незначительным износом

### (A) Оригинальная программа Aerotwin

- ▶ Бескаркасные стеклоочистители с оригинальным адаптером

### (AM) Универсальная программа Aerotwin

- ▶ Бескаркасные стеклоочистители с адаптером Multi-Clip – для самых распространенных типов креплений к рычагам стеклоочистителей
- ▶ Простота замены щеток стеклоочистителей благодаря заранее встроеному адаптеру Multi-Clip

### (AR) Программа обновления Aerotwin

- ▶ Бескаркасные стеклоочистители для дооснащения легковых автомобилей с традиционными каркасными и гибридными стеклоочистителями

de

Aerotwin Sets –  
Original-Programm

en

Aerotwin Sets –  
original program

fr







Jeux Aerotwin –  
programme original






it

Set Aerotwin –  
programma originale

ru

Комплекты Aerotwin –  
оригинальные  
программы

	 No	 Aerotwin	 mm		
	A 009 S	3 397 014 009	750/700	LLE	③ (19 mm)
	A 010 S	3 397 014 010	600/450	LLE	⑥
	A 012 S	3 397 014 095	500/360	LLE	⑦
	A 027 S <b>NEW</b>	3 397 014 027 <sup>2)</sup>	700/450	LLE	③ (16mm)
	A 028 S <b>NEW</b>	3 397 014 028 <sup>2)</sup>	650/400	LLE	⑥
	A 034 S	3 397 009 034	650/650	LLE	② Special
	A 051 S	3 397 009 051	530/530	LLE	③ (19 mm)
	A 053 S	3 397 009 053	600/600	LLE	② Special
	A 072 S	3 397 007 072	600/475	LLE	② Special
	A 077 S	3 397 014 077	750/500	LLE	③ (19 mm)
	A 078 S	3 397 014 078	700/380	LLE	⑥
	A 079 S	3 397 007 079	650/650	LLE/RLE	②
	A 081 S	3 397 014 081	530/400	LLE	⑪
	A 084 S	3 397 007 084	575/450	LLE	②
	A 088 S	3 397 007 088	650/500	LLE	③ (19 mm)
	A 093 S	3 397 007 093	700/530	LLE	⑥
	A 094 S	3 397 007 094	625/425	LLE	②
	A 096 S	3 397 007 096	600/450	LLE	②
	A 099 S	3 397 007 099	650/650	LLE/RLE	⑥
	A 100 S	3 397 007 100	700/650	LLE/RLE	⑥
	A 101 S	3 397 014 115	680/680	LLE/RLE	⑥
	A 102 S	3 397 014 116	650/475	LLE	③ (16 mm)
	A 103 S	3 397 014 117	750/530	LLE	②
	A 104 S	3 397 014 118	550/500	LLE	③ (19 mm)
	A 105 S	3 397 014 119	550/600	LLE	⑧
	A 106 S	3 397 014 208	700/425	LLE	③ (19 mm)
	A 108 S	3 397 014 211	550/500	LLE	③ (16 mm)
	A 109 S	3 397 014 215	550/400	LLE	⑫
	A 110 S	3 397 014 310	700/650	LLE	③ (16 mm)
	A 111 S	3 397 014 311	650/400	LLE	⑫
	A 112 S	3 397 014 313	575/530	LLE	⑫
	A 115 S	3 397 007 115	600/450	LLE	⑦
	A 116 S	3 397 007 116	600/400	LLE	⑦
	A 117 S	3 397 007 117	650/550	LLE/RLE	⑦
	A 119 S	3 397 007 502	750/650	LLE	⑦
	A 120 S	3 397 007 120	750/650	LLE/RLE	③ (19 mm)
	A 129 S	3 397 014 129	630/630	LLE	⑥
	A 137 S	3 397 014 137	650/360	LLE	③ (19 mm)
	A 138 S	3 397 014 138	600/400	LLE	③ (16 mm)
	A 156 S	3 397 014 156	650/400	LLE	⑩
	A 158 S	3 397 014 245	700/400	LLE	⑩
	A 164 S	3 397 014 164	625/500	LLE	③ (16 mm)
	A 173 S	3 397 014 173	550/475	LLE	⑦
	A 179 S	3 397 014 179	700/450	LLE	⑨
	A 187 S	3 397 007 187	600/450	LLE	③ (19 mm)
	A 199 S	3 397 014 199	650/425	LLE	⑦ Special
	A 204 S	3 397 014 204	600/475	LLE	⑨
	A 206 S	3 397 014 206	650/475	LLE	⑨
	A 212 S	3 397 014 212	650/550	LLE	⑥
	A 213 S	3 397 014 213	750/650	LLE	⑥
	A 214 S	3 397 014 214	750/750	LLE/RLE	⑥
	A 215 S	3 397 007 215	650/600	LLE	⑥
	A 225 S	3 397 007 225	650/550	LLE	③ (19 mm)
	A 242 S	3 397 014 242	600/550	LLE	⑨
	A 244 S	3 397 014 244	625/550	LLE	③ (16 mm)
	A 248 S	3 397 014 248	600/450	LLE	⑦

				
A 250 S	3 397 014 250	650/360	LLE	⑫
A 256 S	3 397 007 256	700/550	LLE	⑥
A 290 S	3 397 007 290	550/530	LLE	③ (19 mm), ⑥
A 292 S	3 397 007 292	600/380	LLE	③ (19 mm), ⑥
A 294 S	3 397 007 294	600/550	LLE/RLE	⑥
A 295 S	3 397 007 295	600/400	LLE	③ (19 mm)
A 296 S	3 397 007 296	600/500	LLE/RLE	③ (19 mm)
A 297 S	3 397 007 297	600/500	LLE	③ (16 mm)
A 299 S	3 397 007 299	600/340	LLE	③ (19 mm)
A 309 S	3 397 007 309	650/475	LLE	③ (19 mm)
A 312 S	3 397 014 312	600/450	LLE	⑫
A 313 S	3 397 007 313	800/750	LLE	②
A 315 S	3 397 014 315	600/500	LLE	⑩
A 317 S	3 397 014 317	550/400	LLE	③ (19 mm)
A 318 S	3 397 014 318	625/450	LLE	③ (16 mm)
A 322 S	3 397 014 422	650/500	LLE	⑩
A 392 S	3 397 007 392	700/575	LLE	① Special
A 398 S	3 397 014 398	600/450	LLE	⑩
A 404 S	3 397 014 404	700/340	LLE	③ (19 mm)
A 414 S	3 397 007 414	650/400	LLE	③ (19 mm)
A 416 S	3 397 007 416	600/575	LLE	⑥
A 419 S	3 397 014 419	600/450	LLE	③ (16 mm)
A 420 S	3 397 007 420	575/380	LLE	③ (19 mm)
A 422 S	3 397 007 422	650/400	LLE	⑦
A 424 S	3 397 007 424	600/550	LLE	⑦
A 426 S	3 397 007 426	650/475	LLE	⑦
A 428 S	3 397 007 428	800/750	LLE/RLE	⑦
A 430 S	3 397 007 430	600/530	LLE	③ (19 mm)
A 432 S	3 397 007 432	650/380	LLE	③ (19 mm)
A 452 S	3 397 007 452 <sup>1)</sup>	600/450	LLE	② Special
A 494 S	3 397 014 494	600/500	LLE	⑫
A 501 S	3 397 007 501	800/680	LLE	③ (19 mm)
A 519 S	3 397 014 519	600/340	LLE	⑥
A 523 S	3 397 007 523	650/450	LLE	② Special
A 535 S	3 397 014 535	700/500	LLE	③ (16 mm)
A 536 S	3 397 014 536	650/450	LLE	③ (19 mm)
A 538 S	3 397 007 538	650/400	LLE	③ Special
A 540 S	3 397 007 540	680/625	LLE	③ (19 mm)
A 543 S <b>NEW</b>	3 397 014 543 <sup>2)</sup>	650/425	LLE	③ Special
A 555 S	3 397 007 555	600/400	LLE	③ (16 mm)
A 557 S	3 397 007 557	700/400	LLE	③ (16 mm)
A 579 S	3 397 007 579	600/400	LLE	⑥
A 581 S	3 397 007 581	680/575	LLE	③ (19 mm)
A 582 S	3 397 007 582	600/530	LLE	② Special



<sup>1)</sup> Asymmetrische Länge  
auf Beifahrerseite

<sup>1)</sup> Asymmetrical length  
on passenger's side

<sup>1)</sup> Longueur asymétrique côté  
passager

<sup>1)</sup> Lunghezza asimmetrica  
sul lato passeggero

<sup>1)</sup> Асимметричная длина  
на стороне пассажира

<sup>2)</sup> Neu

<sup>2)</sup> New

<sup>2)</sup> Nouveau

<sup>2)</sup> Nuovo

<sup>2)</sup> Новинка



de

**Aerotwin Sets –  
Original-Programm**  
(Fortsetzung)

en

**Aerotwin Sets –  
original program**  
(continued)

fr







**Jeux Aerotwin –  
programme original**  
(suite)






it


**Set Aerotwin –  
programma originale**  
(seguito)

ru

**Комплекты Aerotwin –  
оригинальные  
программы**  
(продолжение)

					
	A 583 S	3 397 007 583	650/340	LLE	③ (19 mm)
	A 586 S	3 397 007 586	680/515	LLE	③ (16 mm)
	A 605 S	3 397 014 774	600/475	LLE	⑥
	A 615 S	3 397 014 615	650/600	LLE	⑨
	A 620 S	3 397 007 620	600/475	LLE	③ (16 mm)
	A 621 S	3 397 014 621	650/500	LLE	③ (16 mm)
	A 636 S	3 397 007 636	650/650	LLE/RLE	③ (19 mm)
	A 637 S	3 397 007 637	475/500	LLE	⑥
	A 638 S	3 397 007 638	650/530	LLE	③ (16 mm)
	A 640 S	3 397 007 640	725/725	LLE/RLE	③ (19 mm)
	A 641 S	3 397 007 644	725/625	LLE	③ (19 mm), ⑥
	A 642 S	3 397 007 653	650/425	LLE	② Special
	A 650 U	3 397 013 532	650	LLE	⑥
	A 692 S	3 397 007 692	500/450	LLE	⑦
	A 696 S	3 397 007 696	550/450	LLE	③ (19 mm), ⑥
	A 697 S	3 397 007 697	530/575	LLE	③ (16 mm)
	A 725 S <b>NEW</b>	3 397 014 725 <sup>2)</sup>	625/500	LLE	⑮
	A 727 S <b>NEW</b>	3 397 014 727 <sup>2)</sup>	650/500	LLE	⑮
	A 744 S <b>NEW</b>	3 397 014 744 <sup>2)</sup>	600/425	LLE	⑭
	A 798 S	3 397 009 798	530/530	LLE	③ (16 mm)
	A 818 S <b>NEW</b>	3 397 014 818 <sup>2)</sup>	650/425	LLE	⑰
	A 820 S <b>NEW</b>	3 397 014 825 <sup>2)</sup>	650/475	LLE	⑥
	A 821 S	3 397 009 821	600/600	LLE	③ (16 mm)
	A 824 S <b>NEW</b>	3 397 014 121 <sup>2)</sup>	700/700	LLE	⑥
	A 825 S	3 397 009 825	600/600	LLE	③ (19 mm)
	A 832 S <b>NEW</b>	3 397 014 832 <sup>2)</sup>	650/550	LLE	⑨
	A 843 S	3 397 009 843	550/550	LLE	⑨
	A 851 S <b>NEW</b>	3 397 014 851 <sup>2)</sup>	600/450	LLE	⑫
	A 854 S	3 397 007 854	650/575	LLE	③ Special
	A 856 S	3 397 007 856	450/475	LLE	⑦
	A 862 S	3 397 007 862	600/530	LLE	③ (16 mm)
	A 863 S	3 397 007 863	650/450	LLE	③ (16 mm)
	A 865 S	3 397 007 865	800/700	LLE/RLE	③ (19 mm)
	A 868 S	3 397 007 868	650/340	LLE	⑦
	A 893 S <b>NEW</b>	3 397 009 893 <sup>2)</sup>	550/550	LLE	⑰
	A 916 S	3 397 118 916 <sup>1)</sup>	475/475	LLE	②
	A 922 S	3 397 118 922	500/500	LLE	⑥
	A 923 S	3 397 118 923	530/530	LLE	②
	A 925 S	3 397 118 925 <sup>1)</sup>	530/530	LLE	②
	A 927 S	3 397 118 927 <sup>1)</sup>	530/475	LLE	②
	A 929 S	3 397 118 929	600/475	LLE	⑥
	A 931 S	3 397 118 931	550/450	LLE	②
	A 933 S	3 397 118 933	550/550	LLE	④
	A 934 S	3 397 118 934	550/550	LLE	⑧
	A 935 S	3 397 009 096	600/600	LLE	④
	A 936 S	3 397 118 936	600/475	LLE	②
	A 938 S	3 397 118 938	600/600	LLE	②
	A 942 S	3 397 118 942	650/650	LLE	② Special
	A 944 S	3 397 007 944	800/750	LLE	③ (19 mm)
	A 945 S	3 397 007 945	650/400	LLE	③ (16 mm)
	A 946 S	3 397 118 946	680/680	LLE	②
	A 948 S	3 397 118 948	650/650	LLE	②
	A 950 S	3 397 118 950	700/700	LLE/RLE	②
	A 951 S	3 397 118 951 <sup>1)</sup>	650/475	LLE	②
	A 953 S	3 397 118 953	650/500	LLE	②
	A 955 S	3 397 118 955	600/575	LLE/RLE	⑥ Special

 No	 Aerotwin	 mm		
A 957 S	3 397 118 957	650/550	LLE/RLE	⑤
A 958 S	3 397 118 958	650/650	LLE/RLE	⑧
A 960 S	3 397 018 960	750	LLE	②
A 962 S	3 397 118 962	700/625	LLE	②
A 963 S	3 397 118 963	746/646	LLE/RLE	② Special
A 964 S	3 397 118 964	750/680	LLE/RLE	② Special
A 965 S	3 397 118 965	700/600	LLE/RLE	③ (19 mm), ⑥
A 966 S	3 397 118 966	600/530	LLE	③ (19 mm), ⑥
A 967 S	3 397 118 967	650/575	LLE/RLE	⑥
A 969 S	3 397 118 969	550/550	LLE	⑥
A 970 S	3 397 118 970	600/500	LLE	②
A 972 S	3 397 118 972	550/400	LLE	②
A 974 S	3 397 118 974	530/475	LLE	③ (19 mm)
A 976 S	3 397 118 976	700/700	LLE	②
A 977 S	3 397 118 977	650/425	LLE	②
A 979 S	3 397 118 979	600/475	LLE	③ (19 mm)
A 981 S <b>NEW</b>	3 397 014 826 <sup>2)</sup>	700/300	LLE	⑫
A 982 S <b>NEW</b>	3 397 014 00R <sup>2)</sup>	575/400	LLE	③ (16mm)
A 984 S <b>NEW</b>	3 397 014 00H <sup>2)</sup>	650/475	LLE	⑬
A 986 S <b>NEW</b>	3 397 014 00T <sup>2)</sup>	625/500	LLE	⑥
A 988 S <b>NEW</b>	3 397 014 00V <sup>2)</sup>	750/750	LLE/RLE	③ (16mm)
A 989 S <b>NEW</b>	3 397 009 00B <sup>2)</sup>	575/575	LLE	③ (16mm)
A 991 S <b>NEW</b>	3 397 014 01P <sup>2)</sup>	600/400	LLE	⑥



<sup>1)</sup> Asymmetrische Länge  
auf Beifahrerseite

<sup>1)</sup> Asymmetrical length  
on passenger's side

<sup>1)</sup> Asymmetrisk längd  
på passagerarsidan

<sup>1)</sup> Epäsymmetrinen pituus  
etumatkustajan puolella

<sup>1)</sup> Асимметричная длина  
на стороне пассажира

<sup>2)</sup> Neu

<sup>2)</sup> New

<sup>2)</sup> Ny

<sup>2)</sup> Uutuus

<sup>2)</sup> Новинка

<sup>3)</sup> In Vorbereitung

<sup>3)</sup> In preparation

<sup>3)</sup> En préparation

<sup>3)</sup> In fase di preparazione

<sup>3)</sup> В стадии подготовки

de

**Aerotwin Sets –  
Universal-Programm  
mit Multi-Clip-Adapter**

en

**Aerotwin Sets –  
universal program  
with Multi-Clip  
adapter**

fr









**Jeux Aerotwin –  
programme universel  
avec Multi-Clip  
adaptateur**

it

**Set Aerotwin –  
programma universale  
con Multi-Clip adatta-  
tore**

ru

**Комплекты Aerotwin –  
универсальная  
программы в Multi-  
Clip адаптер**

							
<b>AM 460 S</b>	<b>3 397 007 460<sup>1)</sup></b>				530/450	LLE	②, ③, ⑥
		A 927 S	3 397 118 927 <sup>1)</sup>	530/475		LLE	②
		A 974 S	3 397 118 974	530/475		LLE	③
<b>AM 461 S</b>	<b>3 397 014 123</b>				550/450	LLE	②, ③, ⑥
		A 931 S	3 397 118 931	550/450		LLE	②
		A 696 S	3 397 007 696	550/450		LLE	③, ⑥
<b>AM 462 S</b>	<b>3 397 007 462</b>				600/475	LLE	②, ③, ⑥
		A 072 S	3 397 007 072 <sup>2)</sup>	600/475		LLE	②
		A 096 S	3 397 007 096	600/450		LLE	②
		A 187 S	3 397 007 187 <sup>3)</sup>	600/450		LLE	③
		A 929 S	3 397 118 929	600/475		LLE	⑥
		A 936 S	3 397 118 936	600/475		LLE	②
		A 979 S	3 397 118 979	600/475		LLE	③
<b>AM 466 S</b>	<b>3 397 007 466</b>				650/380	LLE	③, ⑥
		A 432 S	3 397 007 432	650/380		LLE	③
<b>AM 467 S</b>	<b>3 397 007 467</b>				650/475	LLE	②, ③, ⑥
		A 088 S	3 397 007 088	650/500		LLE	③
		A 309 S	3 397 007 309	650/475		LLE	③
		A 951 S	3 397 118 951 <sup>1) 3)</sup>	650/475		LLE	②
		A 953 S	3 397 118 953	650/500		LLE	②
<b>AM 468 S</b>	<b>3 397 014 122</b>				650/400	LLE	②, ③, ⑥
		A 977 S	3 397 118 977	650/400		LLE	②
		A 414 S	3 397 007 414	650/400		LLE	③
<b>AM 469 S</b>	<b>3 397 014 121</b>				700/700	LLE/RLE	②, ③, ⑥
		A 950 S	3 397 118 950	700/700		LLE/RLE	②
		A 640 S	3 397 007 640	725/725		LLE/RLE	③
		A 976 S	3 397 118 976	700/700		LLE	②

(AM) Aerotwin Universal-Programm: Flachblatt-Wischer mit Multi-Clip-Adapter – passend für die wichtigsten Wischarm-Schnittstellen

(AM) Aerotwin universal program: flat-blade wiper with Multi-Clip adapter – suitable for the most important wiper arm interfaces

(AM) Programme universel Aerotwin : essuie-glaces à balai plat avec adaptateur Multi-Clip – convenant aux principales interfaces des bras d'essuie-glaces

(AM) Programma universale Aerotwin: tergicristalli a spazzola piatta con adattatore Multi-Clip – adatti alle più importanti interfacce di attacco per bracci tergicristallo

(AM) Универсальная программа Aerotwin: Бескаркасные стеклоочистители с адаптером Multi-Clip – для самых распространенных типов европейских креплений



1) Asymmetrische Länge auf Beifahrerseite

1) Asymmetrical length on passenger's side

1) Longueur asymétrique côté passager

1) Lunghezza asimmetrica sul lato passeggero

1) Асимметричная длина на стороне пассажира

2) Original-Abdeckkappe nicht mehr montierbar

2) Original cap can no longer be fitted

2) Cache d'origine plus démontable

2) Coperchio di plastica dell'adattatore originale non utilizzabile

2) Оригинальный колпачок больше не монтируется

3) Abdeckung nur teilweise

3) Only partial coverage

3) Ne couvrent que partiellement

3) Copertura parziale

3) Крышка только частично



de

**Aerotwin Sets –  
Upgrade-Programm  
(zum Nachrüsten)**

en

**Aerotwin Set –  
upgrade program (for  
retrofitting)**

fr








**Jeux Aerotwin –  
programme de mise  
à niveau (pour la  
deuxième monte)**

it

**Sets Aerotwin –  
programma Retrofit  
(per il post-equi-  
paggamento)**

ru

**Комплекты Aerotwin –  
программа  
обновления  
(для дооснащения)**

						
AR 128 S	3 397 014 128	650/300	LLE	9 x 3/9 x 4	①	
AR 291 S	3 397 007 995	600/450	LLE	9 x 4,2	①	
AR 450 S	3 397 118 994	450/450	LLE	9 x 3/9 x 4	①	
AR 451 S	3 397 014 076	450/475	LLE	9 x 3/9 x 4	①	
AR 480 S	3 397 118 900	475/475	LLE	9 x 3/9 x 4	①	
AR 500 S	3 397 009 081	500/500	LLE	9 x 3/9 x 4	①	
AR 502 S	3 397 118 995	500/450	LLE	9 x 3/9 x 4	①	
AR 503 S	3 397 118 993	500/475	LLE	9 x 3/9 x 4	①	
AR 530 S	3 397 118 903	530/530	LLE/RLE	9 x 3/9 x 4	①	
AR 531 S	3 397 118 901	530/450	LLE	9 x 3/9 x 4	①	
AR 532 S	3 397 118 986	530/500	LLE	9 x 3/9 x 4	①	
AR 533 S	3 397 118 902	530/475	LLE	9 x 3/9 x 4	①	
AR 534 S	3 397 007 503	530/380	LLE	9 x 3/9 x 4	①	
AR 550 S	3 397 118 906	550/530	LLE	9 x 3/9 x 4	①	
AR 551 S	3 397 118 905	550/500	LLE	9 x 3/9 x 4	①	
AR 552 S	3 397 118 984	550/400	LLE	9 x 3/9 x 4	①	
AR 553 S	3 397 007 589	550/340	LLE	9 x 3/9 x 4	①	
AR 566 S	3 397 118 990	475/425	LLE	9 x 3/9 x 4	①	
AR 601 S	3 397 118 907	600/400	LLE	9 x 3/9 x 4	①	
AR 602 S	3 397 014 421	600/450	LLE	9 x 3/9 x 4	①	
AR 603 S	3 397 014 537	600/500	LLE	9 x 3/9 x 4	①	
AR 604 S	3 397 118 908	600/450	LLE	9 x 3/9 x 4	①	
AR 605 S	3 397 007 504	600/340	LLE	9 x 3/9 x 4	①	
AR 606 S	3 397 118 910	600/500	LLE	9 x 3/9 x 4	①	
AR 607 S	3 397 118 909	600/475	LLE	9 x 3/9 x 4	①	
AR 608 S	3 397 007 654 <sup>1)</sup>	600/475	LLE/RLE	9 x 3/9 x 4	①	
AR 609 S	3 397 009 776 <sup>1)</sup>	600/600	LLE/RLE	9 x 3/9 x 4	①	
AR 612 S	3 397 014 158	600/400	LLE	9 x 4,1	①	
AR 613 S	3 397 014 683	600/340	LLE	9 x 4,2	①	
AR 614 S	3 397 014 271	600/500	LLE	9 x 3/9 x 4	①	
AR 650 U	3 397 008 939	650	LLE	9 x 3/9 x 4	①	
AR 651 S	3 397 118 913	650/650	LLE/RLE	9 x 3/9 x 4	①	
AR 652 S	3 397 007 566 <sup>1)</sup>	650/450	LLE/RLE	9 x 3/9 x 4	①	
AR 653 S	3 397 118 911	650/400	LLE	9 x 3/9 x 4	①	
AR 654 S	3 397 007 570	650/340	LLE	9 x 3/9 x 4	①	
AR 655 S	3 397 007 584	650/550	LLE	9 x 3/9 x 4	①	
AR 656 S	3 397 014 210	650/360	LLE	9 x 3/9 x 4	①	
AR 657 S	3 397 009 777 <sup>1)</sup>	650/650	LLE/RLE	9 x 3/9 x 4	①	
AR 701 S	3 397 007 706	650/500	LLE	9 x 3/9 x 4	①	
AR 703 S	3 397 007 568 <sup>1)</sup>	700/650	LLE/RLE	9 x 3/9 x 4	①	
AR 704 S	3 397 007 565	700/600	LLE/RLE	12 x 4	①	

①



(AR) Aerotwin Upgrade-Programm:  
Flachblatt-Wischer zum Nachrüsten für  
Pkw mit konventionellem Metallbügel-  
System und für Hybrid-Wischer

(AR) Aerotwin upgrade range:  
flat-blade wipers for retro-fitting in  
passenger cars with conventional metal  
bracket system and for hybrid wipers

(AR) Programme de mise à niveau  
Aerotwin: essuie-glaces à balai plat  
pour la deuxième monte pour voitures  
personnelles avec système d'étrier  
métallique conventionnel et pour  
essuie-glaces hybrides

(AR) Programma di upgrade Aerotwin:  
tergicristalli a spazzola piatta per  
l'equipaggiamento a posteriori di auto-  
vetture con sistema a staffa metallica  
convenzionale e con tergicristalli ibridi

(AR) Программа обновления  
Aerotwin: для бескаркасных  
стеклоочистителей для дооснащения  
легковых автомобилей с  
традиционными каркасными и  
гибридными стеклоочистителями







<sup>1)</sup> Inkl. Spritzdüse

<sup>1)</sup> Incl. spray nozzle

<sup>1)</sup> Y compris buse de pulvérisation

<sup>1)</sup> Incl. spruzzatore

<sup>1)</sup> С распылителем

 No	 Aerotwin	 mm	 i+		
AR 705 S	3 397 014 637	700/340	LLE	9 x 3/9 x 4	①
AR 707 U	3 397 006 803	700	LLE	9 x 3/9 x 4	①
AR 725 S	3 397 007 567 <sup>1)</sup>	650/550	LLE/RLE	9 x 3/9 x 4	①
AR 728 S	3 397 118 904	550/475	LLE	9 x 3/9 x 4	①
AR 801 S	3 397 118 996	600/530	LLE	9 x 3/9 x 4	①
AR 813 S	3 397 118 912	650/450	LLE	9 x 3/9 x 4	①
AR 989 S	3 397 118 989	575/400	LLE	9 x 3/9 x 4	①
AR 991 S	3 397 118 991	650/575	LLE	9 x 3/9 x 4	①
AR 992 S	3 397 118 992	530/530	LLE/RLE	9 x 3/9 x 4	①
AR 997 S	3 397 118 997	600/550	LLE/RLE	9 x 3/9 x 4	①



(AR) Aerotwin Upgrade-Programm:  
Flachblatt-Wischer zum Nachrüsten für  
Pkw mit konventionellem Metallbügel-  
System und für Hybrid-Wischer

(AR) Aerotwin upgrade range:  
flat-blade wipers for retro-fitting in  
passenger cars with conventional metal  
bracket system and for hybrid wipers

(AR) Programme de mise à niveau  
Aerotwin: essuie-glaces à balai plat  
pour la deuxième monte pour voitures  
personnelles avec système d'étrier  
métallique conventionnel et pour  
essuie-glaces hybrides

(AR) Programma di upgrade Aerotwin:  
tergicristalli a spazzola piatta per  
l'equipaggiamento a posteriori di auto-  
vetture con sistema a staffa metallica  
convenzionale e con tergicristalli ibridi

(AR) Программа обновления  
Aerotwin: для Бескаркасные  
стеклоочистители для дооснащения  
легковых автомобилей с  
традиционными каркасными и  
гибридными стеклоочистителями

de

**Aerofit Flachblatt-  
Wischer für PKW**

en

**Aerofit flat-blade  
wipers for passenger  
cars**

fr

**Essuie-glaces à balai  
plat Aerofit pour voi-  
tures particulières**

it

**Tergicristalli Aerofit  
a spazzola piatta per  
autovetture**

ru

**Bosch Aerofit  
для легковых  
автомобилей**



#### Die Vorteile auf einen Blick:

- ▶ High-Tech-Federschiene für eine gleichmäßige Verteilung des Anpressdrucks auf der Scheibe
- ▶ Schlankes, aerodynamisches Design für weniger Windgeräusche
- ▶ Wischgummi mit Leichtlaufbeschichtung für hervorragende Reinigung
- ▶ Vormontierter Adapter für einfache und schnelle Montage
- ▶ Verbesserte Winter-tauglichkeit

#### Individuelle Sets mit vor- montiertem Adapter

Der Aerofit eignet sich sehr gut als Einstiegsmodell für Flachblatt-Wischer. Das Programm besteht aus 16 individuell zusammengestellten Sets für Hakenwischarm-Schnittstellen und 23 neuen Sets für OE-Schnittstellen zum Ausbau einer guten Marktabdeckung.

#### Benefits at a glance:

- ▶ High-tech spring strip for an even distribution of contact pressure on the windshield
- ▶ Slim, aerodynamic design for reduced wind noise
- ▶ Wiper rubber with smooth-running coating for excellent cleaning results
- ▶ Pre-installed adapter for quick and easy installation
- ▶ Improved performance in winter

#### Individual sets with pre-installed adapter

Aerofit is also very well suited as an entry-level model for flat-blade wipers. The range consists of 16 individual combination sets for hook-type wiper arm interfaces and 23 new sets for OE-interfaces to provide a good market coverage.

#### Aperçu des avantages :

- ▶ Aiguilles flexibles haute technologie pour une répartition homogène de la pression sur la vitre
- ▶ Design fin aérodynamique pour moins de bruits dus au vent
- ▶ Lame racluse avec revêtement de glissement facile pour un nettoyage parfait
- ▶ Adaptateur pré-monté pour une installation facile et rapide
- ▶ Mieux adapté à l'hiver

#### Sets individuels avec adaptateur pré-monté

Aerofit est parfaitement adapté aux modèles de base pour essuie-glace à balais plats. Cette gamme comprend 16 sets composés individuellement pour les interfaces de bras d'essuie-glace à crochet et 23 nouveaux sets pour les OE-interfaces à offrir une bonne couverture du marché.

#### Panoramica dei vantaggi:

- ▶ Guida elastica high-tech per una distribuzione uniforme della pressione sul cristallo
- ▶ Design sottile ed aerodinamico per ridotti fruscii aerodinamici
- ▶ Gomma pulente con un rivestimento che agevola la corsa per una pulizia eccellente
- ▶ Adattatore pre-montato per montaggio semplice e rapido
- ▶ migliore efficacia nella stagione invernale

#### Set individuali con adattatore pre-montato

Aerofit si adatta molto bene come modello base per tergicristalli a spazzola piatta. Il programma consiste di 16 set individuali assemblati per interfaccie ganci tergicristalli e 23 nuovo set per OE-interfacce a offrire una buona copertura del mercato.

#### Вот ее преимущества:

- ▶ Пружинная направляющая High Tech для равномерного распределения давления при перемещении по стеклу
- ▶ Тонкая аэродинамическая конструкция, уменьшающая шум от воздушного потока
- ▶ Резина стеклоочистителя с покрытием для облегчения скольжения и превосходной очистки
- ▶ Предварительно установленный адаптер, позволяющий легко и быстро выполнить установку
- ▶ Повышенная пригодность для использования зимой

#### Индивидуальные комплекты с предварительно смонтированным адаптером

Ассортимент включает в себя 16 индивидуально подобранных комплектов для стеклоочистителей с крюкообразными держателями и 23 комплектов.

de

Aerofit –  
Programm

en

Aerofit –  
program

fr





Aerofit –  
programme

it

Aerofit –  
programma

ru

Aerofit –  
программы

			
AF 051	3 397 009 092	530/530	③, ⑥
AF 116	3 397 014 222	600/400	⑦
AF 117	3 397 014 228	650/550	⑦
AF 120	3 397 014 493	750/650	③, ⑥
AF 187	3 397 014 223	600/450	②, ③, ⑥
AF 256	3 397 014 230	700/550	③, ⑥
AF 295	3 397 014 220	600/380	③, ⑥
AF 299	3 397 014 219	600/350	③, ⑥
AF 460	3 397 014 216	530/450	②
AF 461	3 397 014 218	550/450	②, ③, ⑥
AF 462	3 397 014 224	600/475	②, ③, ⑥
AF 466	3 397 014 225	650/380	③, ⑥
AF 467	3 397 014 227	650/475	②, ③, ⑥
AF 468	3 397 014 226	650/400	②, ③, ⑥
AF 469	3 397 009 094	700/700	②, ③, ⑥
AF 480	3 397 009 848	475/475	①
AF 500	3 397 009 110	500/500	①
AF 502	3 397 014 187	500/450	①
AF 531	3 397 014 189	530/450	①
AF 532	3 397 014 190	530/500	①
AF 534	3 397 014 188	530/380	①
AF 535	3 397 014 488	530/340	①
AF 552	3 397 014 191	550/400	①
AF 554	3 397 014 192	550/475	①
AF 555	3 397 014 221	600/400	③ (16 mm)
AF 583	3 397 014 491	650/340	③, ⑥
AF 601	3 397 014 193	600/400	①
AF 602	3 397 014 196	600/550	①
AF 604	3 397 014 194	600/450	①
AF 605	3 397 014 489	600/340	①
AF 607	3 397 014 195	600/475	①
AF 654	3 397 014 490	650/340	①
AF 655	3 397 014 198	650/550	①
AF 922	3 397 009 091	500/500	③, ⑥
AF 925	3 397 014 217	530/475	②, ③, ⑥
AF 938	3 397 009 093	600/600	②
AF 948	3 397 009 111	650/650	②
AF 965	3 397 014 492	700/600	③, ⑥
AF 967	3 397 014 229	650/575	③, ⑥





de

## Twin Metallbügel- Wischer für Pkw

en

## Twin metal bracket wipers for passenger cars

fr


## Essuie-glaces à étrier métallique Twin pour voitures particulières

it

## Tergicristalli Twin con staffa metallica per autovetture

ru

## Bosch Twin для легковых автомобилей



- ① Leises Wischen durch flexiblen Gummirücken
- ② Hervorragende Reinigung durch Leichtlaufbeschichtung
- ③ Lange Lebensdauer durch verschleißfeste Mikrodoppelkante

- ① Quiet wiping due to flexible rubber back
- ② Excellent cleaning results thanks to smooth-running coating
- ③ Long service life due to wear resistant double micro edge

- ① Essuyage silencieux grâce au dos en caoutchouc souple
- ② Nettoyage parfait grâce au revêtement de glissement facile
- ③ Micro bord double résistante à l'usure pour une durée de vie plus élevée

- ① Tergitura silenziosa grazie al dorso flessibile in gomma
- ② Pulizia eccellente grazie al rivestimento che agevola la corsa
- ③ Lunga durata grazie al microspigolo doppio resistente all'usura

- ① Бесшумная очистка благодаря мягкой резине задней поверхности чистящего элемента
- ② Превосходная очистка благодаря специальному покрытию для облегчения скольжения
- ③ Продолжительный срок службы благодаря износостойкой двойной микрокромке

### Langlebige Sicherheit

- Das robuste Vollmetall-Bügelssystem ist extrem widerstandsfähig bei jeder Witterung durch zweifachen Korrosionsschutz

### Lasting safety

- Double corrosion protection enables the robust all-metal bracket system to withstand any weather conditions

### Longévité et sécurité

- Le robuste système à palonniers entièrement métalliques est particulièrement résistant aux intempéries grâce à sa double protection contre la corrosion

### Sicuri nel tempo

- Grazie alla doppia protezione contro la corrosione, il robusto sistema di staffe interamente in metallo risulta estremamente resistente ad ogni tipo di condizione atmosferica

### Надежная безопасность

- Прочный цельнометаллический каркас с системой зажимов максимально устойчив при любых погодных условиях благодаря двойной защите от коррозии

### Mehr Leistung auf der Scheibe

- Die bewährte Twin-Zweistoff-Technologie erzielt hervorragende Wischleistung

### Even better performance on the windscreen

- The proven Twin dual material technology provides excellent wiping performance

### Plus de performances pour une meilleure visibilité

- La technologie éprouvée à deux composants Twin atteint une performance d'essuyage parfaite

### Più forza sul cristallo

- L'affermata tecnologia a due componenti Twin raggiunge prestazioni di tergitura eccellenti

### Улучшенные характеристики

- Хорошо зарекомендовавшая себя двухкомпонентная технология Twin позволяет добиваться превосходной производительности очистки



# TWIN



- |  |  |   |  |  |
|--|--|---|--|--|
| <p>► Besonders wirkungsvoll ist die speziell auf schwierige Umweltbedingungen optimierte Leichtlaufbeschichtung. Selbst bei einer teilweise trockenen Scheibe wird eine hervorragende Reinigung garantiert</p>                   | <p>► A particularly effective feature is the coating specially designed to ensure smooth operation under adverse ambient conditions. Even on a partially dry windshield, it ensures excellent cleaning results</p> | <p>► Le traitement spécial pour glisse facile, optimisé en fonction des conditions d'environnement difficiles, est particulièrement efficace. Nettoyage parfait garanti même pour les vitres partiellement sèches</p>                     | <p>► Il rivestimento che agevola la corsa delle spazzole è particolarmente efficace, ottimizzato in modo specifico per l'impiego in condizioni ambientali avverse. Pulizia eccellente garantita anche con un vetro parzialmente asciutto</p> | <p>► Особенно эффективным является оптимизированное специально для сложных условий окружающей среды покрытие, обеспечивающее легкость хода щетки стеклоочистителя. Даже при частично сухом стекле гарантируется превосходная очистка</p>   |
| <p><b>Vorzüge des Twin Spoiler</b><br/>► Durch erhöhten Andruck noch besseres Hochgeschwindigkeitsverhalten</p>  | <p><b>Advantages of Twin Spoiler</b><br/>► Even better high-speed characteristics thanks to increased contact pressure</p>   | <p><b>Avantages du Twin Spoiler</b><br/>► Comportement encore meilleur à grande vitesse grâce à la pression accrue</p>  | <p><b>Vantaggi di Twin Spoiler</b><br/>► Grazie alla maggiore pressione di contatto comportamento ulteriormente migliorato alle velocità elevate</p>   | <p><b>Преимущества спойлера Twin</b><br/>► Благодаря увеличенному давлению достигаются улучшенные характеристики при высоких скоростях</p>   |
| <p><b>Schneller und einfacher Wischerwechsel</b><br/>► Der Universaladapter Quick-Clip erspart langes Suchen und umständliches Hantieren bei der Wischer-Montage. Der Quick-Clip ist vormontiert und passt zu jedem Wischarm</p> | <p><b>Quick and easy wiper change</b><br/>► The Quick-Clip universal adapter speeds up and simplifies the business of fitting wipers. The Quick-Clip comes pre-installed and fits any wiper arm</p>                | <p><b>Changement de lame rapide et facile</b><br/>► L'adaptateur universel Quick-Clip évite tout casse-tête et toute manipulation fastidieuse lors du montage. Le Quick-clip est pré-monté et convient à tous les bras d'essuie-glace</p> | <p><b>Sostituzione del tergicristallo rapida e semplice</b><br/>► L'adattatore universale Quick-Clip velocizza e semplifica il montaggio dei tergicristalli. La Quick-Clip è pre-montata, adatta ad ogni braccio tergicristallo</p>          | <p><b>Быстрая и простая замена стеклоочистителя</b><br/>► Благодаря универсальному адаптеру Quick-Clip не нужно тратить много времени на подбор необходимой щетки стеклоочистителя и ее дальнейший монтаж. Предварительно установленный быстрый зажим Quick-Clip подходит к любому рычагу стеклоочистителя</p> |

de

**Twin Sets  
und Singles**(nach Suchnummer  
geordnet)

en

**Twin Sets  
and Singles**

(by search number)

fr










**Twin jeux et unités  
(classé par numéros)**










it

**Confezioni doppie  
e singole**(in ordine dei  
numeri di ricerca)

ru

**Тwin в комплектах  
и по 1 шт. в упаковке**(упорядоченные по  
поисковому номеру)

	 N°	 Twin	 Spoiler	 mm					
014		3 397 001 014		560/560	571		572		①
046 S			3 397 005 046	680/680	230			12x4	①
109		3 397 033 109		500/500				Refill	
260		3 397 118 800		260/260	H6	J1			①
280		3 397 118 801		280/280	H.V9			7x2,5, 9x3	①
291 S			3 397 010 291	600/450	H42	H.V9		9x4,2	①
340		3 397 118 700		340/340	H.V9			7x2,5, 9x3	①
340 U		3 397 004 578		340	3 391 250 246	H.V9		8x3, 9x3, 9x4	①
359 S			3 397 001 359	705/628	161	182		12x4	①
361		3 397 001 361		500/400	3 391 250 246			8x3, 9x3, 9x4	①
367 S			3 397 001 367	600/625	9x4			9x4	①
380 U		3 397 011 353		380	3 391 250 246			8x3, 9x3, 9x4	①
394 S			3 397 001 394	580/500	9x4			9x4	①
400		3 397 118 610		400/400	3 391 250 246			8x3, 9x3, 9x4	①
400 U		3 397 004 579		400	3 391 250 246			8x3, 9x3, 9x4	①
405		3 397 005 800 <sup>2)</sup>		550/550	3 391 250 246			8x3, 9x3, 9x4	①
408		3 397 118 408 <sup>1)</sup>		530/530	9x4			9x4	①
420		3 397 118 500		425/425	3 391 250 246			8x3, 9x3, 9x4	①
420 U		3 397 011 354		425	3 391 250 246			8x3, 9x3, 9x4	①
450		3 397 118 505		450/450	3 391 250 246			8x3, 9x3, 9x4	①
450 S			3 397 118 506	450/450	3 391 250 246			8x3, 9x3, 9x4	①
450 U		3 397 004 581		450	3 391 250 246			8x3, 9x3, 9x4	①
455		3 397 012 455		640	H14			9x3	①
465 S			3 397 001 465 <sup>1)</sup>	475/475	3 391 250 246	9x4		9x4	①
472		3 397 001 472		450/400	H.V9			7x2,5, 9x3	①
480		3 397 118 540		475/475	3 391 250 246			8x3, 9x3, 9x4	①
480 S			3 397 118 541	475/475	3 391 250 246			8x3, 9x3, 9x4	①
480 U		3 397 004 582		475	3 391 250 246			8x3, 9x3, 9x4	①
481		3 397 118 542		475/450	3 391 250 246			8x3, 9x3, 9x4	①
481 S			3 397 118 543	475/450	3 391 250 246			8x3, 9x3, 9x4	①
500		3 397 118 560		500/500	3 391 250 246			8x3, 9x3, 9x4	①
500 S			3 397 118 561	500/500	3 391 250 246			8x3, 9x3, 9x4	①
500 U		3 397 004 583		500	3 391 250 246			8x3, 9x3, 9x4	①
502		3 397 118 563		500/450	3 391 250 246			8x3, 9x3, 9x4	①
502 S			3 397 118 564	500/450	3 391 250 246			8x3, 9x3, 9x4	①
503		3 397 118 565		500/475	3 391 250 246			8x3, 9x3, 9x4	①
503 S			3 397 118 566	500/475	3 391 250 246			8x3, 9x3, 9x4	①
530		3 397 118 400		530/530	3 391 250 246			8x3, 9x3, 9x4	①
530 S			3 397 118 401	530/530	3 391 250 246			8x3, 9x3, 9x4	①
530 U		3 397 004 584		530	3 391 250 246			8x3, 9x3, 9x4	①
530 US			3 397 011 352	530	3 391 250 246			8x3, 9x3, 9x4	①
531		3 397 118 402		530/450	3 391 250 246			8x3, 9x3, 9x4	①
531 S			3 397 118 403	530/450	3 391 250 246			8x3, 9x3, 9x4	①
532		3 397 001 532 <sup>1)</sup>		700/700	12x4			12x4	①
532 S			3 397 118 404	530/500	3 391 250 246			8x3, 9x3, 9x4	①
533		3 397 118 405		530/475	3 391 250 246			8x3, 9x3, 9x4	①
533 S			3 397 118 406	530/475	3 391 250 246			8x3, 9x3, 9x4	①
534		3 397 010 271		530/380	3 391 250 246			8x3, 9x3, 9x4	①
535 S			3 397 010 406	530/340	3 391 250 246			8x3, 9x3, 9x4	①
539		3 397 001 539		650/550				Special	
543		3 397 001 543		600/530	3 391 250 246			8x3, 9x3, 9x4	①
550		3 397 118 420		550/550	3 391 250 246			8x3, 9x3, 9x4	①
550 S			3 397 118 421	550/550	3 391 250 246			8x3, 9x3, 9x4	①
550 U		3 397 004 585		550	3 391 250 246			8x3, 9x3, 9x4	①
550 US			3 397 004 591	550	3 391 250 246			8x3, 9x3, 9x4	①
551		3 397 118 422		550/500	3 391 250 246			8x3, 9x3, 9x4	①

								
551 S		3 397 118 423	550/500	3 391 250 246			8x3, 9x3, 9x4	①
552	3 397 010 405		550/400	3 391 250 246			8x3, 9x3, 9x4	①
552 S		3 397 118 427	550/400	3 391 250 246			8x3, 9x3, 9x4	①
553	3 397 010 274		550/340	3 391 250 246			8x3, 9x3, 9x4	①
575 S		3 397 118 451	575/575	3 391 250 246			8x3, 9x3, 9x4	①
575 U	3 397 011 351		575	3 391 250 246			8x3, 9x3, 9x4	①
576	3 397 118 452		575/450	3 391 250 246			8x3, 9x3, 9x4	①
577	3 397 010 298		575/380	3 391 250 246			8x3, 9x3, 9x4	①
578 S		3 397 010 404	575/360	3 391 250 246			8x3, 9x3, 9x4	①
582 S		3 397 001 582 <sup>1)</sup>	550/530	3 391 250 246	9x4		9x4	①
583 S		3 397 001 583 <sup>1)</sup>	530/530	3 391 250 246	9x4		9x4	①
584 S		3 397 001 584 <sup>1)</sup>	530/475	3 391 250 246	9x4		9x4	①
600	3 397 018 300		600	H14			9x3	①
600 U	3 397 004 586		600	3 391 250 246			8x3, 9x3, 9x4	①
600 US		3 397 004 592	600	3 391 250 246			8x3, 9x3, 9x4	①
601	3 397 118 304		575/400	3 391 250 246			8x3, 9x3, 9x4	①
601 S		3 397 010 297	600/400	3 391 250 246			8x3, 9x3, 9x4	①
602 S		3 397 118 302	600/600	9x4			9x4	①
603	3 397 118 301		600/600	3 391 250 246			8x3, 9x3, 9x4	①
604 S		3 397 118 303	600/450	3 391 250 246			8x3, 9x3, 9x4	①
605	3397 010 270		600/340	3 391 250 246			8x3, 9x3, 9x4	①
606 S		3 397 118 305	600/500	H16			9x4	①
607 S		3 397 118 306	600/475	3 391 250 246			8x3, 9x3, 9x4	①
608	3 397 118 307		600/550	3 391 250 246			8x3, 9x3, 9x4	①
608 S		3 397 118 308	600/550	H16			9x4	①
609	3 397 118 309 <sup>2)</sup>		600/600	3 391 250 246			8x3, 9x3, 9x4	①
610 S		3 397 010 280 <sup>1)</sup>	600/575	220	9x4		9x4	①
611 S		3 397 010 300	600/530	3 391 250 246			8x3, 9x3, 9x4	①
612	3 397 010 413		600/400	H.V9			9x4,1	①
613	3 397 010 414		600/350	H2 7/9			8,8x4	①
650	3 397 118 320		650/650	3 391 250 246			8x3, 9x3, 9x4	①
650 U	3 397 004 587		650	3 391 250 246			8x3, 9x3, 9x4	①
650 US		3 397 004 593	650	3 391 250 246			8x3, 9x3, 9x4	①
651	3 397 118 321 <sup>2)</sup>		650/450	3 391 250 246			8x3, 9x3, 9x4	①
651 U	3 397 011 641		650	H16			9x4	①
652 S		3 397 118 327	650/575	3 391 250 246			8x3, 9x3, 9x4	①
653	3 397 118 324		650/400	3 391 250 246			8x3, 9x3, 9x4	①
653 S		3 397 118 325	650/400	3 391 250 246			8x3, 9x3, 9x4	①
654	3 397 010 299		650/340	3 391 250 246			8x3, 9x3, 9x4	①
655	3 397 010 302		650/550	3 391 250 246			8x3, 9x3, 9x4	①
657 S		3 397 118 334 <sup>2)</sup>	650/650	3 391 250 246			8x3, 9x3, 9x4	①
682	3 397 001 682 <sup>1)</sup>		550/530	3 391 250 246	9x4		9x4	①



<sup>1)</sup> Beifahrerseite gebogen

<sup>1)</sup> Passenger's side angled

<sup>1)</sup> Côté passager cintré

<sup>1)</sup> Lato passeggero curva

<sup>1)</sup> Изогнутая щетка стеклоочистителя со стороны пассажира

<sup>2)</sup> Mit vormontierter Spritzdüse

<sup>2)</sup> With already fitted nozzle

<sup>2)</sup> Avec buse de pulvérisation prémontée

<sup>2)</sup> Con spruzzatore premontato

<sup>2)</sup> Модель с форсункой

de

**Twin Sets  
und Singles**(nach Suchnummer  
geordnet)  
(Fortsetzung)

en

**Twin Sets  
and Singles**(by search number)  
(continued)

fr










**Twin jeux et unités  
(classé par numéros)  
(suite)**

it

**Confezioni doppie  
e singole**(in ordine dei  
numeri di ricerca)  
(seguito)

ru

**Тwin в комплектах  
и по 1 шт. в упаковке**  
(упорядоченные по  
поисковому номеру)  
(продолжение)

	 N°	 Twin	 Spoiler	 mm					
700 U	3 397 004 489			700	3 391 250 246			8x3, 9x3, 9x4	①
701	3 397 118 202			650/500	3 391 250 246			8x3, 9x3, 9x4	①
702	3 397 118 203			700/650	3 391 250 246			8x3, 9x3, 9x4	①
702 S		3 397 118 204		700/650	3 391 250 246			8x3, 9x3, 9x4	①
703 S		3 397 118 205 <sup>2)</sup>		700/650	3 391 250 246			8x3, 9x3, 9x4	①
704	3 397 010 211			700/650	230			12x4	①
706 S		3 397 010 301		700/500	3 391 250 246			8x3, 9x3, 9x4	①
707 U	3 397 011 543			700	H.V9			7x2,5, 9x3	①
725	3 397 001 725 <sup>2)</sup>			650/550	3 391 250 246			8x3, 9x3, 9x4	①
727	3 397 001 727			550/475	3 391 250 246			8x3, 9x3, 9x4	①
728 S		3 397 001 728		550/475	3 391 250 246			8x3, 9x3, 9x4	①
801	3 397 001 801 <sup>1)</sup>			600/530	3 391 250 246	9x4	9x4	8x3, 9x3, 9x4	①
801 S		3 397 001 802 <sup>1)</sup>		600/530	3 391 250 246	9x4	9x4	8x3, 9x3, 9x4	①
803	3 397 001 803			650/450	3 391 250 246			8x3, 9x3, 9x4	①
807	3 397 005 807			530/530				Special	
808	3 397 005 808			650/650				Special	
813 S		3 397 001 813		650/475	3 391 250 246			8x3, 9x3, 9x4	①
814 S		3 397 001 814		625/625	241			Special	
866	3 397 001 866			650/530				Special	
909	3 397 001 909			550/550				Special	
Z 266	3 397 033 266			625/625				Rubber => 814 S	
Z 319	3 397 033 319			400/400				Rubber	
Z 364	3 397 033 364			630/630				Rubber	
Z 365	3 397 033 365			644/644				Rubber	
Z 366	3 397 033 366			705/705				Rubber => 359 S	
Z 375	3 397 033 375			640/640				Refill => 455	

①



1) Beifahrerseite gebogen

1) Passenger's side angled

1) Côté passager cintré

1) Lato passeggero curva

1) Изогнутая щетка стекло-  
очистителя со стороны  
пассажира2) Mit vormontierter  
Spritzdüse

2) With already fitted nozzle






2) Avec buse de pulvérisation  
prémontée2) Con spruzzatore  
premontato

2) Модель с форсункой

<b>de</b>	<b>en</b>	<b>fr</b>	<b>it</b>	<b>ru</b>
<b>Twin im Großpack – Die wichtigsten Typen zum Vorteilspreis</b>	<b>Twin bumper pack – The main types at a bargain price</b>	<b>Twin en grand conditionnement – Les principaux types à prix avantageux</b>	<b>Twin in confezione maxi – I codici prodotto principali ad un prezzo più vantaggioso</b>	<b>Тwin в экономической упаковке – Популярные типы по выгодной цене</b>



- ▶ Für Pkw, Kleintransporter und Nkw
  - ▶ Preisvorteil durch einfache, neutrale Verpackung im Vergleich zu Einzelpackung
  - ▶ Marktgerechte Packungsgrößen: 10 Wischer pro Packung
  - ▶ 10 verschiedene Wischertypen für die gängigsten Fahrzeuge
  - ▶ Hervorragende Reinigung durch Leichtlaufbeschichtung
  - ▶ Leises Wischen durch flexiblen Gummirücken
  - ▶ Lange Lebensdauer durch verschleißfeste Wischkante
- ▶ For passenger cars, transporters and commercial vehicles
  - ▶ Better value thanks to simple, neutral packaging compared to a single pack
  - ▶ Practical pack sizes: 10 wipers per pack
  - ▶ 10 different types of wiper for the most common vehicle models
  - ▶ Perfect cleaning action thanks to special coating for smooth operation
  - ▶ Blade element with flexible back for less wiper noise
  - ▶ Long service life on account of wear resistant wiper blade edge
- ▶ Pour voitures particulières, fourgonnettes et véhicules utilitaires
  - ▶ Prix intéressant grâce à l'emballage simple et neutre par rapport à un emballage individuel
  - ▶ Conditionnements adaptés: 10 essuie-glaces par emballage
  - ▶ 10 types d'essuie-glaces différents pour les véhicules les plus courants
  - ▶ Nettoyage parfait grâce au revêtement de glissement facile
  - ▶ Essuyage silencieux grâce au dos en caoutchouc souple
  - ▶ Longue durée de vie grâce à la résistance à l'usure de l'arête de la lame
- ▶ Per autovetture, piccoli furgoni e veicoli commerciali
  - ▶ Vantaggio di prezzo grazie alla confezione semplice e neutra rispetto alla confezione singola
  - ▶ Confezioni di dimensioni adatte per il mercato: 10 tergicristalli per confezione
  - ▶ 10 diversi tipi di tergicristalli per i veicoli più diffusi
  - ▶ Pulizia perfetta grazie al rivestimento che agevola la corsa
  - ▶ Tergitura silenziosa grazie al dorso flessibile in gomma
  - ▶ Lunga durata grazie al profilo tergente resistente all'usura
- ▶ Для легковых, коммерческих и грузовых автомобилей
  - ▶ Выгодная цена благодаря простой, неброской упаковке по сравнению с отдельной упаковкой
  - ▶ Практичная упаковка: 10 стеклоочистителей в одной упаковке
  - ▶ 10 различных типов стеклоочистителей для самых распространенных автомобилей
  - ▶ Превосходная очистка благодаря специальному покрытию для облегчения скольжения
  - ▶ Бесшумная очистка благодаря мягкой резине задней поверхности чистящего элемента
  - ▶ Продолжительный срок службы благодаря износостойкой очищающей кромке

 No	 Twin	 mm		
400	3 397 001 741	400	3 391 250 246	8x3, 9x3, 9x4
450	3 397 001 744	450	3 391 250 246	8x3, 9x3, 9x4
475	3 397 001 746	480	3 391 250 246	8x3, 9x3, 9x4
500	3 397 001 748	500	3 391 250 246	8x3, 9x3, 9x4
530	3 397 001 750	530	3 391 250 246	8x3, 9x3, 9x4
550	3 397 001 752	550	3 391 250 246	8x3, 9x3, 9x4
700	3 397 010 014 <sup>1)</sup>	701	3 391 250 246	8x3, 9x3, 9x4

<sup>1)</sup> Abgekündigt<sup>1)</sup> To be discontinued<sup>1)</sup> Sera retiré<sup>1)</sup> Fuori produzione<sup>1)</sup> Снято с производства

de

Rear Heckscheiben-  
Wischer für Pkw

en

Rear window wipers  
for passenger cars

fr

Essuie-glaces arrière  
Rear pour voitures  
particulières

it

Tergilunotti Rear per  
autovetture

ru

Стеклоочистители  
для заднего стекла  
легковых автомо-  
билей

# REAR

1



2



3



**Bosch Heckscheiben-  
Wischer für alle Fahr-  
zeuge, für alle Ansprüche.**

**Komplett.** Wer einen Heckscheiben-Wischer sucht, der wird im großen Bosch-Programm fündig. Es bietet eine einzigartige Marktabdeckung für fast alle Fahrzeuge, die mit einem Heckscheiben-Wischer ausgerüstet sind.

Das Programm besteht aus:

**1** Aerotwin Flachblatt-Wischern

**2** Design-Kunststoff-Wischern

**3** Konventionellen Metallbügel-Wischern

**Sehr gute Sicht auch nach hinten: Bosch Heckscheiben-Wischer.**

**Bosch rear window wiper for all vehicles and all requirements.**

**Complete.** Whatever the type of rear window wiper required, the extensive Bosch range will have the answer. It offers unique market coverage for almost all vehicles equipped with a rear window wiper.

The range includes:

Aerotwin flat-blade wipers

Design plastic wipers

Conventional metal bracket wipers

**Great visibility in back: Bosch rear window wipers.**

**Essuie-glaces arrière Bosch pour tous les véhicules et toutes les exigences.**

**Un programme complet.** Trouver le bon essuie-glace arrière, rien de plus facile avec le vaste programme Bosch. Il offre une couverture du marché unique pour presque tous les véhicules qui sont équipés d'un essuie-glace arrière.

Composition du programme :

Essuie-glaces à balai plat Aerotwin

Essuie-glaces design en matière synthétique

Essuie-glaces à étrier métallique conventionnel

**Très bonne visibilité même à l'arrière : l'essuie-glace arrière Bosch.**

**Tergilunotti Bosch per tutti i veicoli e tutte le esigenze.**

**Completo.** Chi è alla ricerca di un tergilunotto troverà sicuramente il prodotto giusto nella vasta gamma Bosch. Offre una copertura di mercato unica per quasi tutti i veicoli dotati di tergilunotto.

Il programma comprende:

Tergicristalli Aerotwin a spazzola piatta

Tergicristalli design in materiale sintetico

Tergicristalli convenzionale con staffa metallica

**Ottima visibilità anche sul retro: tergilunotto Bosch.**

**Стеклоочистители заднего стекла Bosch для всех автомобилей, для любых требований.**

**Полный ассортимент.** Кто ищет стеклоочиститель заднего стекла, тот найдет его в широкой программе Bosch. Уникальный охват рынка практических любых автомобилей со стеклоочистителем заднего стекла.

В состав программы входят:

Бескаркасные стеклоочистители Aerotwin

Щетки стеклоочистителей в пластиковом корпусе

Традиционные каркасные стеклоочистители

**Отличный задний обзор: стеклоочистители Bosch для заднего стекла.**



#### Alle Vorteile auf einen Blick:

- ▶ Sehr gute und geräuscharme Wischleistung
- ▶ Lange Lebensdauer durch verschleißfeste Wischkante
- ▶ Einfache und schnelle Montage durch vormontierten Adapter

#### Informativ und übersichtlich: Die selbst-erklärende Verpackung

Schnell und einfach den richtigen Heckscheiben-Wischer finden. Die Kennzeichnung „REAR“ steht für das gesamte Bosch Heckscheiben-Wischer-Programm. Die Kunden-suchnummer H XXX steht für konventionelle und für Kunststoff-Wischer, die Nummer A XXX H für Aerotwin-Wischer.

#### All the advantages at a glance:

- ▶ Very good and low-noise wiping performance
- ▶ Long service life due to the wear-resistant wiper edge
- ▶ Quick and easy installation due to the pre-installed adapter

#### Informative and clear: the self-explanatory packaging

Find the correct rear window wiper quickly and easily. „REAR“ stands for the entire Bosch rear window wiper program. The customer search number H XXX stands for conventional and plastic wipers, the number A XXX H stands for Aerotwin wipers.

#### Aperçu des avantages :

- ▶ Très bonne performance d'essuyage sans bruit
- ▶ Longue durée de vie grâce aux bords d'essuyage résistants à l'usure
- ▶ Montage simple et rapide grâce à l'adaptateur prémonté

#### Informatif et clair : un emballage qui se suffit à lui-même

Trouver facilement et rapidement le bon essuie-glace arrière. La mention « REAR » désigne l'ensemble du programme d'essuie-glaces arrière de Bosch. Le numéro de recherche client H XXX indique qu'il s'agit d'essuie-glaces conventionnels et en plastique, le numéro A XXX H se rapporte à des essuie-glaces Aerotwin.

#### Ecco una panoramica di tutti i vantaggi:

- ▶ Prestazioni di tergitura molto buone e silenziose
- ▶ Lunga durata grazie al bordo del tergicristallo resistente all'usura
- ▶ Montaggio semplice e rapido grazie all'adattatore premontato

#### Informativa e ben strutturata: la confezione che si spiega da sé

Trovare il tergilunotto giusto in modo rapido e semplice. Il contrassegno "REAR" sta per l'intera gamma di tergilunotti Bosch. Il numero di ricerca cliente H XXX fa riferimento ai tergicristalli convenzionali in plastica, il numero A XXX H ai tergicristalli Aerotwin.

#### Преимущества:

- ▶ Отличная производительность очистки, низкий уровень шума
- ▶ Длительный срок службы благодаря износостойкой чистящей кромке
- ▶ Простой и быстрый монтаж благодаря предварительно установленному адаптеру

#### Информативно и наглядно:

**интуитивная упаковка** быстрый и простой поиск подходящего стеклоочистителя заднего стекла. Отметка „REAR“ означает всю программу стеклоочистителей заднего стекла Bosch. Поисковый номер H XXX указывает на стеклоочиститель каркасного типа или в пластиковом корпусе, A XXX H - на бескаркасный Aerotwin.



de

Rear –  
Heckscheiben-  
Wischer-Programm

en

Rear –  
rear window wiper  
program

fr








Rear –  
programme d'essuie-  
glaces arrière







it

Rear –  
gamma tergilunotto

ru

Rear – программы  
стеклоочистителей  
для заднего стекла

						
A 230 H		3 397 006 864	240			Aerotwin
A 250 H		3 397 008 056	250			Aerotwin
A 251 H		3 397 008 058	250			Aerotwin
A 252 H	<b>NEW</b>	3 397 016 826 <sup>1)</sup>	250			Aerotwin
A 275 H		3 397 013 741	265			Aerotwin
A 280 H		3 397 008 005	280			Aerotwin
A 281 H		3 397 008 045	280			Aerotwin
A 282 H		3 397 008 634	280			Aerotwin
A 283 H		3 397 016 466	280			Aerotwin
A 300 H		3 397 016 271	300			Aerotwin
A 301 H		3 397 016 465	300			Aerotwin
A 302 H		3 397 016 552	300			Aerotwin
A 310 H		3 397 013 049	330			Aerotwin
A 311 H		3 397 013 048	300			Aerotwin
A 325 H		3 397 016 117	325			Aerotwin-Retro
A 330 H		3 397 008 006	330			Aerotwin
A 331 H		3 397 008 713	330			Aerotwin
A 332 H		3 397 008 635	330			Aerotwin
A 334 H		3 397 016 387	330			Aerotwin
A 340 H		3 397 008 004	340			Aerotwin
A 350 H		3 397 008 054	350			Aerotwin-Retro
A 351 H		3 397 008 192	350			Aerotwin
A 360 H		3 397 008 997	380			Aerotwin
A 380 H		3 397 008 050	380			Aerotwin
A 381 H		3 397 008 996	380			Aerotwin
A 382 H		3 397 006 865	380			Aerotwin
A 383 H		3 397 016 087	380			Aerotwin
A 400 H		3 397 008 009	400			Aerotwin
A 401 H		3 397 008 047	400			Aerotwin
A 402 H		3 397 008 057	400			Aerotwin
A 403 H		3 397 008 998	400			Aerotwin
A 404 H		3 397 016 086	400			Aerotwin
A 425 H		3 397 008 051	425			Aerotwin
A 450 H		3 397 016 130	450			Aerotwin
A 476 H		3 397 013 742	475			Aerotwin
A 530 H		3 397 013 743	530			Aerotwin
H 180		3 397 011 963	180			plastic design
H 181		3 397 015 447	180			plastic design
H 200		3 397 011 964	200			plastic design
H 210		3 397 015 445	210			plastic design
H 230		3 397 004 560	230			plastic design
H 231	<b>NEW</b>	3 397 015 663 <sup>1)</sup>	230			plastic design
H 235		3 397 015 448	235			plastic design
H 240		3 397 011 677	240			plastic design
H 241		3 397 015 451	240			plastic design
H 250		3 397 011 629	250			plastic design
H 251		3 397 011 813	250			plastic design
H 252		3 397 011 965	250			plastic design
H 253		3 397 005 828	250			plastic design
H 261		3 397 011 676	260			plastic design
H 270		3 397 015 449	270			plastic design
H 275		3 397 015 302	275			plastic design
H 280		3 397 018 802	280	3 391 250 247	7 x 2,5, 9 x 3	① / special metal
H 281		3 397 011 428	280			plastic design
H 282		3 397 011 802	280	3 391 250 247	7 x 2,5, 9 x 3	① / special metal
H 283		3 397 011 812	280			plastic design

 NO		 mm			
H 284 <b>NEW</b>	3 397 015 627 <sup>1)</sup>	280			plastic design
H 290	3 397 011 814	300			plastic design
H 300	3 397 004 628	300			plastic design
H 301	3 397 004 629	300			plastic design
H 304	3 397 004 990	300			plastic design
H 305	3 397 011 239	300			special metal
H 306	3 397 011 432	300			plastic design
H 307	3 397 011 429	300			plastic design
H 308	3 397 011 628	300			special metal
H 309	3 397 011 630	300			plastic design
H 310	3 397 011 654	300			special metal
H 311	3 397 011 666	300			plastic design
H 312	3 397 011 678	300			plastic design
H 313	3 397 015 193	300			① / special metal
H 314	3 397 015 100	300			plastic design
H 315	3 397 015 102	300			plastic design
H 316	3 397 015 103	300			plastic design
H 317	3 397 015 106	300			plastic design
H 318	3 397 015 303	300			plastic design
H 326	3 397 015 107	325			plastic design
H 330	3 397 011 306	330			plastic design
H 340	3 397 004 754	340	3 391 250 247	7x2,5, 9x3	① / special metal
H 341	3 397 004 755	340	3 391 250 247	7x2,5, 9x3	① / special metal
H 351	3 397 004 559	350			plastic design
H 352	3 397 011 430	350			plastic design
H 353	3 397 004 631	350			plastic design
H 354	3 397 011 433	350			plastic design
H 355	3 397 011 435	350			plastic design
H 356	3 397 011 655	350			special metal
H 357	3 397 011 667	350			plastic design
H 358	3 397 011 668	350			plastic design
H 359	3 397 011 923	350			plastic design
H 370	3 397 011 022	370			plastic design
H 371	3 397 011 953	370			plastic design
H 375	3 397 004 558	375			plastic design
H 380	3 397 004 756	380	3 391 250 246	8x3, 9x3, 9x4	① / special metal
H 382	3 397 011 412	380	3 391 250 247	7x2,5, 9x3	① / special metal
H 383	3 397 011 551	380			special metal
H 384	3 397 015 045	380		9x3	① / special metal
H 400	3 397 004 757	400	3 391 250 246	8x3, 9x3, 9x4	① / special metal
H 402	3 397 004 632	400			plastic design
H 403	3 397 011 592	400	3 391 250 142	9x3	special metal
H 405	3 397 004 764	400	3 391 250 247	7x2,5, 9x3	① / special metal
H 406	3 397 011 134	400			plastic design
H 407	3 397 011 401	400			special metal
H 408	3 397 011 410	400			special metal
H 409	3 397 011 431	400			plastic design
H 410	3 397 011 434	400			plastic design
H 411	3 397 015 105	400			plastic design
H 412	3 397 015 450	400			plastic design
H 420	3 397 004 758	425	3 391 250 246	7x2,5, 8x3, 9x3	① / special metal
H 425	3 397 004 561	425			special metal



1) Neu

1) New

1) Nouveau

1) Nuovo

1) Новинка

de

Rear –  
Heckscheiben-  
Wischer-Programm  
(Fortsetzung)

en

Rear –  
rear window wiper  
program  
(continued)

fr








Rear –  
programme d'essuie-  
glaces arrière  
(suite)

it

Rear –  
gamma tergilunotto  
(seguito)

ru

Rear – программы  
стеклоочистителей  
для заднего стекла  
(продолжение)

						
H 426	3 397 015 046	425			9x3	① / special metal
H 450	3 397 004 763	450		3 391 250 246	8x3, 9x3, 9x4	① / special metal
H 451	3 397 015 047	450		3 391 250 246	8x3, 9x3, 9x4	① / special metal
H 480	3 397 004 759	475		3 391 250 246	8x3, 9x3, 9x4	① / special metal
H 500	3 397 004 760	500		3 391 250 246	8x3, 9x3, 9x4	① / special metal
H 502	3 397 004 633	500				plastic design
H 503	3 397 004 660	500				special metal
H 550	3 397 004 762	550		3 391 250 246	8x3, 9x3, 9x4	① / special metal
H 595	3 397 004 595	280		3 391 250 256	7x2,5	① / special metal
H 753	3 397 004 753	380				special metal
H 772	3 397 004 772	340				special metal
H 801	3 397 004 801	260				plastic design
H 840	3 397 004 802	290				plastic design
H 874	3 397 004 874	340				special metal
Z 361	3 397 033 361	450/450				rubber
Z 362	3 397 033 362	500/500				rubber

①





de

**Aerotwin Flachblatt-  
Wischer für Nkw**

en

**Aerotwin flat-blade  
wiper for commercial  
vehicles**


fr

**Aerotwin essuie-  
glaces à balai plat  
pour véhicules  
utilitaires**

it

**Tergicristalli Aerotwin  
a spazzola piatta per  
veicoli commerciali**

ru

**Стеклоочистители  
Bosch Aerotwin  
для грузовых  
автомобилей****Aerotwin für Nkw:  
Flachblatt-Wischer von  
500 bis 700 mm Länge**

- ▶ Längere Lebensdauer durch Long Life Wischgummi-Profil: Evodium Steel Federschienen, die den Anpressdruck gleichmäßig über die Scheiben verteilen, und neue Wischgummi-Mischung mit verbesserter Widerstandsfähigkeit und weniger Verschleiß
- ▶ Sehr gutes Wischergebnis über die gesamte Wischblattlänge
- ▶ Hervorragende Reinigung
- ▶ Geräuscharmes Wischen
- ▶ Einfacher Wechsel mit vormontiertem Universaladapter und Kombi-Schnittstelle, passend für die Haken 9 x 3, 9 x 4 und 12 x 4

**Aerotwin for commercial  
vehicles: flat-blade  
wipers in lengths of  
between 500 and 700 mm**

- ▶ Longer service life due to the Long Life wiper rubber profile: Evodium Steel spring strips spread the wiper pressure across the windscreen evenly, and the new wiper rubber mix offers better durability and less wear
- ▶ Very good wiping results across the entire wiper blade length
- ▶ Excellent cleaning results
- ▶ Low-noise wiping action
- ▶ Easy to replace thanks to pre-assembled universal adapter and combi interface, suitable for hook sizes 9 x 3, 9 x 4 and 12 x 4

**Aerotwin pour véhicules  
utilitaires : essuie-glaces  
à balai plat d'une longueur  
de 500 à 700 mm**

- ▶ Durée de vie plus longue grâce au profil de lame racluse Long Life : les aiguilles flexibles Evodium Steel répartissent de manière homogène la pression sur la vitre et le nouveau mélange de lames racluses offre une capacité de résistance améliorée et une usure plus faible
- ▶ Excellent résultat d'essuyage sur toute la longueur de la raclette d'essuie-glace
- ▶ Nettoyage parfait
- ▶ Essuyage extrêmement silencieux
- ▶ Remplacement aisé grâce à l'adaptateur universel pré-monté et à l'interface combinée convenant aux crochets de 9 x 3, 9 x 4 et 12 x 4

**Aerotwin per veicoli  
commerciali: tergicristalli  
a spazzole piatte da  
500 a 700 mm lunghezza**

- ▶ Durata più lunga grazie al profilo della gomma pulente Long Life: guide elastiche Evodium Steel, che distribuiscono la pressione di contatto in modo uniforme sui vetri e nuova mescola della gomma pulente con una maggiore resistenza e una minore usura
- ▶ Risultato di tergitura molto buono per tutta la lunghezza della spazzola
- ▶ Pulizia eccellente
- ▶ Tergitura silenziosa
- ▶ Sostituzione semplice grazie all'adattatore universale premontato e all'interfaccia multipla, adatta per i ganci 9 x 3, 9 x 4 e 12 x 4

**Aerotwin для грузовых  
автомобилей:  
бескаркасные стекло-  
очистители длиной от  
500 до 700 мм**

- ▶ Увеличенный срок службы благодаря профилю резины стеклоочистителя длительного применения: упругие направляющие Evodium Steel, равномерно распределяющие прижимное усилие по стеклам и новый состав резины стеклоочистителя с улучшенной стойкостью и незначительным износом
- ▶ Отличный результат очистки по всей длине щетки стеклоочистителя
- ▶ Превосходная очистка
- ▶ Малошумная очистка
- ▶ Легкая замена благодаря универсальному адаптеру, который подходит для крючков 9 x 3, 9 x 4, 12 x 4

de

**Aerotwin Flachblatt-  
Wischer für Nkw –  
Programm**

en

**Aerotwin flat-blade  
wipers for commercial  
vehicles – program**

fr








**Aerotwin essuie-  
glaces à balai plat  
pour véhicules  
utilitaires –  
programme**

it

**Tergicristalli Aerotwin  
a spazzola piatta per  
veicoli commerciali –  
programma**

ru

**Стеклоочистители  
Bosch Aerotwin  
для грузовых  
автомобилей –  
программы**

						
A 009 S	3 397 014 009	750/700	LLE			③ (19 mm), ⑥
A 077 S	3 397 014 077	750/500	LLE			③ (19 mm)
A 100 S	3 397 007 100	700/650	LLE/RLE			⑥
A 110 S	3 397 014 310	700/650	LLE			③ (16 mm)
A 129 S	3 397 014 129	630/630	LLE			⑥
A 179 S	3 397 014 179	700/450	LLE			⑨
A 215 S	3 397 007 215	650/600	LLE			⑥
A 225 S	3 397 007 225	650/550	LLE			③ (19 mm)
A 309 S	3 397 007 309	650/475	LLE			③ (19 mm)
A 615 S	3 397 014 615	650/600	LLE			⑨
A 821 S	3 397 009 821	600/600	LLE			③ (16 mm)
A 938 S	3 397 118 938	600/600	LLE			②
AR 609 S	3 397 009 776 <sup>1)</sup>	600/600	LLE/RLE	M2	9x3, 9x4	①
AR 703 S	3 397 007 568 <sup>1)</sup>	700/650	LLE/RLE	M2	9x3, 9x4	①
AR 725 S	3 397 007 567 <sup>1)</sup>	650/550	LLE/RLE	M2	9x3, 9x4	①
AR 50 N	3 397 008 841	500	LLE/RLE	M2	9x3, 9x4	①
AR 55 N	3 397 008 842	550	LLE/RLE	M2	9x3, 9x4	①
AR 60 N	3 397 008 843	600	LLE/RLE	M5	9x3, 9x4, 12x4	①
AR 61 N	3 397 008 847 <sup>1)</sup>	600	LLE/RLE	M2	9x3, 9x4	①
AR 65 N	3 397 008 844	650	LLE/RLE	M5	9x3, 9x4, 12x4	①
AR 66 N	3 397 008 848 <sup>1)</sup>	650	LLE/RLE	M2	9x3, 9x4	①
AR 70 N	3 397 008 845	700	LLE/RLE	M5	9x3, 9x4, 12x4	①
AR 71 N	3 397 008 849 <sup>1)</sup>	700	LLE/RLE	M5	9x3, 9x4, 12x4	①



<sup>1)</sup> Inkl. Spritzdüse

<sup>1)</sup> Incl. spray nozzle

<sup>1)</sup> Y compris buse  
de pulvérisation

<sup>1)</sup> Incl. spruzzatore

<sup>1)</sup> С распылителем

de

**Twin Metallbügel-  
Wischer für Nkw**

en

**Twin metal bracket  
wipers for commercial  
vehicles**

fr

**Essuie-glaces à étrier  
métallique Twin pour  
véhicules utilitaires**

it

**Tergicristalli Twin con  
staffa metallica per  
veicoli commerciali**

ru

**Стеклоочистители  
Twin для  
коммерческих  
автомобилей**



**Twin für Nkw:  
Metallbügel-Wischer von  
400 bis 1000 mm Länge**

- ▶ Besonders robuste Bügelkonstruktion, die für höchste Gleichlaufstabilität bei Längen bis 1000 mm sorgt
- ▶ Hervorragende Reinigung ohne Schlieren
- ▶ Leises, ruhiges Wischen
- ▶ Kein Abheben und Flattern
- ▶ Verschleißfeste Mikro-doppelkante
- ▶ Robustheit und Langlebigkeit

**Twin for commercial  
vehicles: metal bracket  
wipers in lengths of bet-  
ween 400 and 1000 mm**

- ▶ Extremely robust bracket construction guarantees maximum synchronous run stability for lengths up to 1000 mm
- ▶ Excellent cleaning results without streaks
- ▶ Smooth, quiet wiping
- ▶ No lift or flutter
- ▶ Wear-resistant double micro edge
- ▶ Sturdy and durable

**Twin pour véhicules  
utilitaires : essuie-glaces  
à étrier métallique d'une  
longueur de 400 à  
1000 mm**

- ▶ Etrier particulièrement robuste garantissant une extrême stabilité avec des longueurs jusqu'à 1000 mm
- ▶ Nettoyage parfait sans traînées
- ▶ Essuyage silencieux et stable
- ▶ Pas de soulèvement ni de battement
- ▶ Micro bord double anti usure
- ▶ Robustesse et longue durée de vie

**Twin per veicoli commer-  
ciali: tergicristalli con  
staffa metallica da 400 a  
1000 mm lunghezze**

- ▶ Struttura a staffe particolarmente robusta che assicura la massima uniformità di scorrimento per lunghezze fino a 1000 mm
- ▶ Pulizia eccellente senza striature
- ▶ Tergitura regolare e silenziosa
- ▶ Nessun sollevamento o sfarfallio delle spazzole
- ▶ Microspigolo doppio resistente all'usura
- ▶ Robustezza e lunga durata

**Twin для грузовых  
автомобилей:  
каркасные  
стеклоочистители  
длиной от 400 до 1000 мм**

- ▶ Особо прочная конструкция каркаса, которая обеспечивает максимальную стабильность работы при длине 1000 мм
- ▶ Превосходная очистка без разводов
- ▶ Тихая очистка
- ▶ Без отрыва и вибрации
- ▶ Износостойкая двойная микрокромка
- ▶ Прочность и долговечность

de

**Twin Metallbügel-  
Wischer für Nkw –  
Programm**

en

**Twin metal bracket  
wipers for commercial  
vehicles – program**

fr









**Essuie-glaces à étrier  
métallique Twin pour  
véhicules utilitaires –  
programme**

it

**Tergicristalli Twin con  
staffa metallica per  
veicoli commerciali –  
programma**

ru

**Стеклоочистители  
Twin для  
коммерческих  
автомобилей –  
программы**

 No	 Twin	 mm					
533	3 397 118 405	530/475		3 391 250 246		8x3, 9x3, 9x4	①
543	3 397 001 543	600/530		M	3 391 250 246	8x3, 9x3, 9x4	①
609	3 397 118 309 <sup>1)</sup>	600/600		M	3 391 250 246	8x3, 9x3, 9x4	①
610 S	3 397 010 280	600/575		220		9x4	①
650	3 397 118 320	650/650		3 391 250 246		8x3, 9x3, 9x4	①
650 U	3 397 004 587	650		M	3 391 250 246	8x3, 9x3, 9x4	①
652 S	3 397 118 327	650/575		3 391 250 246		8x3, 9x3, 9x4	①
703 S	3 397 118 205 <sup>1)</sup>	700/650		M	3 391 250 246	8x3, 9x3, 9x4	①
725	3 397 001 725 <sup>1)</sup>	650/550		M	3 391 250 246	8x3, 9x3, 9x4	①
N 40	3 397 018 140	400		M	3 391 250 246	8x3, 9x3, 9x4	①
N 45	3 397 018 145	450		M	3 391 250 246	8x3, 9x3, 9x4	①
N 53	3 397 018 964	500		M	3 391 250 246	8x3, 9x3, 9x4	①
N 55	3 397 018 965	550		M	3 391 250 246	8x3, 9x3, 9x4	①
N 56	3 397 018 962	550	3 397 033 327	230		12x4	①
N 63	3 397 018 966	600	3 397 033 327	12x4		12x4	①
N 65	3 397 018 963	650		230		12x4	①
N 66	3 397 011 310 <sup>1)</sup>	650		M	3 392 390 246	8x3, 9x3, 9x4	①
N 67	3 397 011 937	650		H 15		9x4	①
N 68	3 397 015 182	650				14x4mm	①
N 70	3 397 018 170	700	3 397 033 324	230		12x4	①
N 71	3 397 011 238 <sup>1)</sup>	700	3 397 033 324	230		12x4	①
N 72	3 397 002 918	700		U15K		16,4 (K)	⑤
				U15L		16,2 (L)	⑤
N 73	3 397 018 173	700	3 397 033 324	T8		9x4 (L)	①
N 74	3 397 004 080 <sup>1)</sup>	700	3 397 033 324	M	3 391 250 246	9x4	①
N 75	3 397 011 822 <sup>1)</sup>	700		230		12x4	①
N 76	3 397 015 372 <sup>1)</sup>	700		H 12		12x4	①
N 77	3 397 015 453 <sup>1)</sup>	700				Special	⑨
N 78	3 397 015 664	700		H 12		12x4	①
N 80	3 397 018 180	800	3 397 033 374			25/6	⑤
						25/8	⑤
N 82	3 397 011 425	800	3 397 033 374	101A		16/6	⑤
				102A		25/6	⑤
				103A		25/8	⑤
				104A		27/8	⑤
N 90	3 397 018 190	900	3 397 033 374			25/8	⑤
N 91	3 397 018 191	900	3 397 033 374			16x6	UH
N 92	3 397 011 426	900	3 397 033 374	105A		16x6	UH
				107A		25/6	UH
				108A		25/8	UH
N 93	3 397 015 000	900			107A	25x6	⑤
					108A	25x8	⑤
N 100	3 397 018 199	1000	3 397 033 374		3 391 321 476	22/6	⑤
						25/6	⑤
						25/8	⑤
						27/8	⑤
N 101	3 397 018 198	1000	3 397 033 374			16x6	UH
N 102	3 397 011 427	1000	3 397 033 374	105A		16x6	UH
				106A		22/6	UH
				107A		25/6	UH
				108A		25/8	UH
				109A		27/8	UH
Z 324	3 397 033 324	700/700					Rubber
Z 327	3 397 033 327	600/600					Rubber
Z 374	3 397 033 374	1000/1000					Rubber



<sup>1)</sup> Inkl. Spritzdüse

<sup>1)</sup> Incl. spray nozzle

<sup>1)</sup> Y compris buse  
de pulvérisation

<sup>1)</sup> Incl. spruzzatore

<sup>1)</sup> С распылителем



# A 30

de

Adapterübersicht  
Twin / Nkw

en

Adapter overview  
Twin / commercial  
vehicles

fr

Vue d'ensemble des  
adaptateurs Twin /  
véhicules utilitaires

it

Codici di ordinazione  
adattatori Twin /  
veicoli commerciali

ru

Обзор адаптеров  
Twin / коммерческих  
автомобилей

## Twin


3 391 250 246

M




3 392 390 335

H2



3 392 390 298

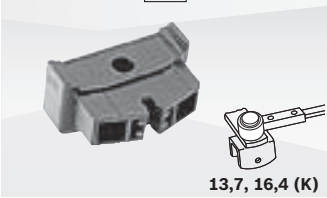
J12




## N 40 / N 45 / N 53 / N 55

3 392 390 384

U3

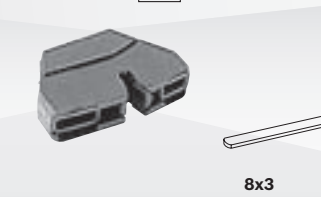


3 397 000 591



3 392 390 382

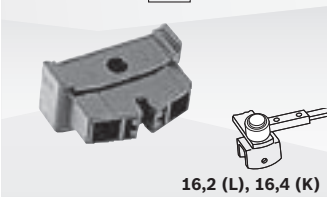
S13




## N 56 / N 63 / N 65 / N 70

3 392 390 385

U4



3 397 000 591





de

**Die innovative  
Aerotwin-  
Verpackung**

en

**Aerotwin  
innovative  
packaging**

fr


**Emballage  
innovant  
Aerotwin**

it

**L'innovativa  
confezione Aerotwin**

ru

**Инновационная  
упаковка Aerotwin**



**Selbsterklärende,  
SB-gerechte Handels-  
verpackung:**

- ① Kundensuchnummer
- ② Inhaltsangabe
- ③ Dominanter Bosch-Schriftzug als eindeutige Markenkennzeichnung
- ④ Wischblattlänge
- ⑤ Verpackung mit reduziertem Kunststoffeinsatz
- ⑥ Moderne Illustration
- ⑦ Wichtigste Nutzen für den Kunden
- ⑧ EAN-Code

**Self-explanatory,  
self-service-compatible  
retail packaging:**

- ① Customer search number
- ② Details of contents
- ③ Dominant Bosch lettering as a unique brand identification
- ④ Wiper blade length
- ⑤ Packaging with reduced plastic content
- ⑥ Modern illustration
- ⑦ Major benefits for the customer
- ⑧ Barcode

**Un emballage convivial  
et adapté au libre  
service :**

- ① Code de recherche client
- ② Sommaire
- ③ Monogramme Bosch permettant une identification inéquivoque de la marque
- ④ Longueur des essuieglaces
- ⑤ Emballage réduit en plastiques
- ⑥ Illustration moderne
- ⑦ Avantages importants pour le client
- ⑧ Code à barres

**Confezione con istruzioni  
semplici, adatta per il  
“fai-da-te”:**

- ① Codice breve
- ② Contenuto
- ③ Scritta Bosch per la chiara identificazione del marchio
- ④ Lunghezza di spazzole
- ⑤ Confezione con ridotto utilizzo di plastica
- ⑥ Illustrazione moderna
- ⑦ Vantaggi più importanti per il cliente
- ⑧ Codice a barre

**Новая, притягивающий  
взгляд, упаковка с  
детальной информацией  
о содержимом:**

- ① Поисковый код
- ② Количество щеток в упаковке
- ③ Яркий и узнаваемый логотип Bosch – маркировка фирменного товара
- ④ Длина щеток
- ⑤ Упаковка с уменьшенным содержанием пластика
- ⑥ Современная иллюстрация
- ⑦ Очень существенная выгода для клиентов
- ⑧ Штрих-код

de

**Globales  
Verpackungsdesign**

en

**Global packaging  
design**

fr

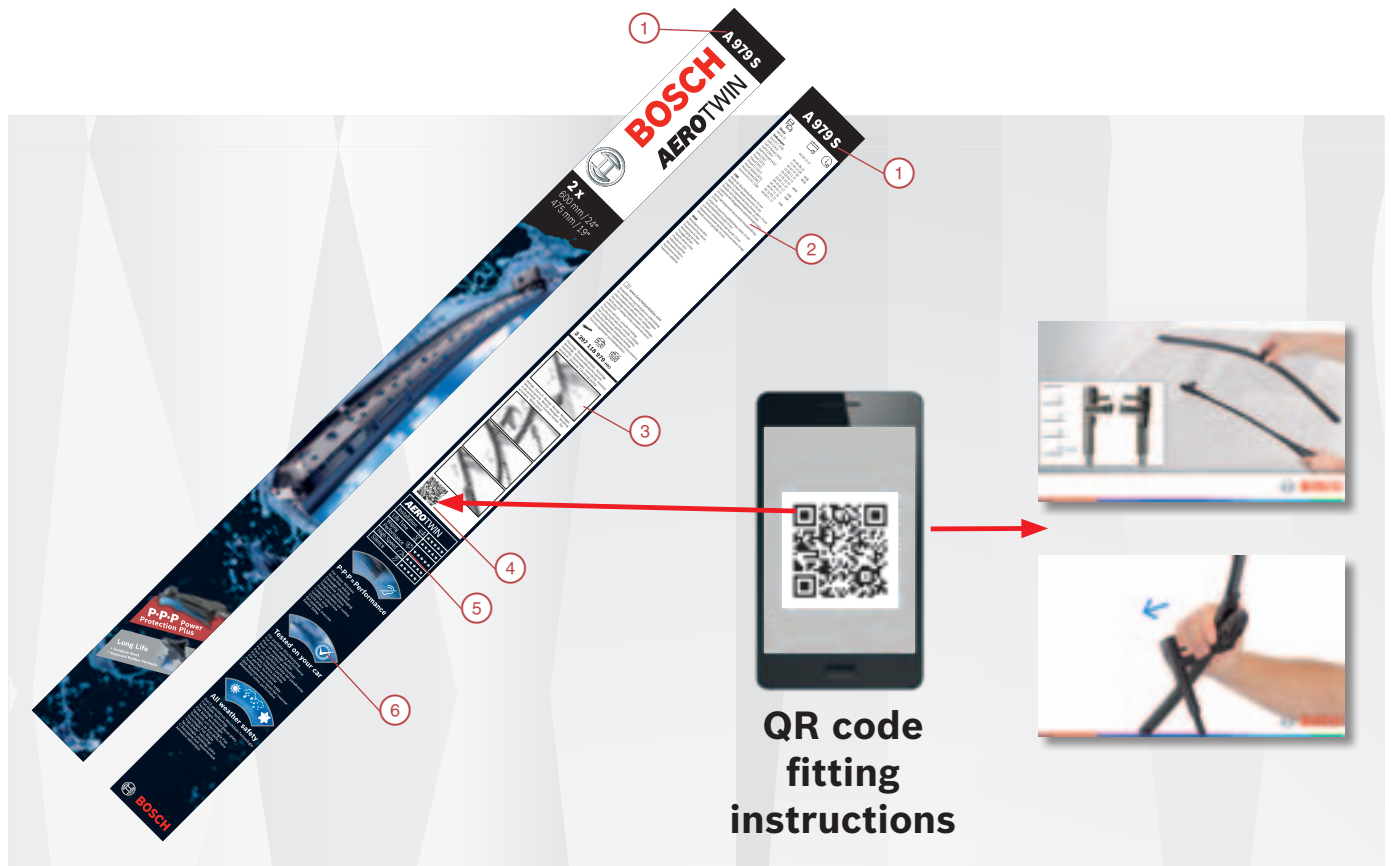
**Design d'emballage  
global**

it

**Design delle  
confezioni**

ru

**Дизайн упаковки  
глобальных**



**Selbsterklärende,  
SB-gerechte Handels-  
verpackung:**

- ① Kundensuchnummer
- ② Fahrzeugverwendung, Hersteller, Modell, Baujahr
- ③ Montageanleitung
- ④ QR-Code mit Link zum Montagevideo
- ⑤ Angaben über Eigenschaften:
  - Installation
  - Lebensdauer
  - Wisch-Performance
  - Hochgeschwindigkeits-Verhalten
  - Laufruhe
- ⑥ Weitere Vorteile

**Self-explanatory,  
self-service-compatible  
retail packaging:**

- ① Customer search number
- ② Vehicle application, make, model, year of manufacture
- ③ Installation instructions
- ④ QR-code with a link to the installation video
- ⑤ Information about properties:
  - Installation
  - Service life
  - Wiping performance
  - High-speed properties
  - Silent action
- ⑥ Additional benefits

**Un emballage convivial  
et adapté au libre  
service :**

- ① Code de recherche client
- ② Utilisation du véhicule, fabricant, modèle, année de construction
- ③ Manuel de montage
- ④ QR Code avec un lien vers la vidéo d'installation
- ⑤ Données sur les caractéristiques :
  - Installation
  - Durée de vie
  - Performance d'essuyage
  - Comportement à vitesse élevée
  - Stabilité de fonctionnement
- ⑥ Avantages supplémentaires

**Confezione con istruzioni  
semplici, adatta per il  
"fai-da-te":**

- ① Codice breve
- ② Uso del veicolo, marca, modello, anno di costruzione
- ③ Istruzioni di montaggio
- ④ Codice QR con il link al video di montaggio
- ⑤ Specifiche sulle caratteristiche:
  - Durata
  - Prestazioni di tergitura
  - Comportamento ad alte velocità
  - Stabilità di funzionamento
- ⑥ Ulteriori vantaggi

**Новая, притягивающий  
взгляд, упаковка с  
детальной информацией  
о содержимом:**

- ① Поисковый код
- ② Использование автомобиля, изготовитель, модель, год изготовления
- ③ Руководство по монтажу
- ④ QR-код с ссылкой на видеоролик по установке
- ⑤ Информация о свойствах:
  - Установка
  - Срок службы
  - Производительность очистки
  - Высокая скорость
  - Плавность хода
- ⑥ Другие преимущества



A series of horizontal lines spanning the width of the page, providing a template for text entry.

de

Verwendung

en

Applications

fr

Affectations

it

Impiego

ru

Применение

**Benutzerhinweise**

In diesem Katalog sind die Daten von Fahrzeugen, Motoren und Geräten für den europäischen Markt von Baujahr 2001 bis einschließlich 2021 erfasst. Diese wurden aus Hersteller- und Importeurangaben, aus Fahrzeuguntersuchungen sowie aus Unterlagen von Bosch nach bestem Wissen sorgfältig zusammengestellt und geben den Stand zum Zeitpunkt der Drucklegung wieder.

Zwangsläufige Abweichungen durch länder-spezifische technische Änderungen können nie ganz ausgeschlossen werden. Bosch kann daher insoweit nicht für die Vollständigkeit und Fehlerfreiheit der Daten haften. Für Irrtümer und Druckfehler, die zu Schäden am Eigentum oder Vermögen führen, haftet Bosch nur bei grob fahrlässiger Pflichtverletzung und bei Vorsatz für unmittelbare Schäden. Bei Personenschäden haftet Bosch auch bei leichter Fahrlässigkeit.

**Notes for users**

This catalog contains the data from the vehicles, engines, and equipment for the European market from year of manufacture 2001 up to and including the year 2021. This data has been assembled from information provided by manufacturers and importers, and taken from Bosch documentation, as well as from investigations made on vehicles. It has been compiled to the best of our knowledge and belief, and reflects the status at the date of going to print.

It is impossible to avoid deviations caused by technical changes resulting from the conditions and regulations applying in a particular country. Bosch can therefore accept no liability for the completeness and faultlessness of the data. In case of mistakes and misprints which result in damage to property or assets, Bosch is only liable for immediate damages insofar as a gross breach of duty or wrongful intent apply. If personal injury is involved, Bosch is liable also in case of ordinary negligence.

**A l'attention de l'utilisateur**

Le présent catalogue mentionne les données spécifiques de véhicules, moteurs et appareils pour le marché européen depuis l'année de fabrication 2001 jusqu'au millésime 2021 inclus. Ces informations ont été rassemblées soigneusement et en toute impartialité à partir des indications des constructeurs et importateurs, des contrôles techniques des véhicules et de la documentation Bosch, et matérialisent le stade des connaissances au moment de la mise sous presse.

Des écarts inévitables ne peuvent jamais être complètement exclus en raison des différences spécifiques à chaque pays. Bosch ne peut donc pas à cet égard être tenu responsable de l'exactitude des données. Pour des erreurs et fautes d'impression, qui causeraient des dégâts matériels, Bosch est responsable seulement en cas de violation de ses obligations par faute lourde intentionnelle en ce qui concerne les dommages matériels. En cas de dommages corporels, Bosch peut être également tenu pour responsable dans les cas de faute légère.

**Avvertenze per la consultazione**

Nella seguente parte di catalogo sono contemplati veicoli, motori ed apparecchi a partire dall'anno di costruzione 2001 fino all'anno 2021. Tali informazioni sono state rilevate dalle documentazioni di case auto, importatori, da verifiche eseguite sui veicoli, così come da documentazione Bosch.

Eventuali discordanze dovute a specifiche esigenze del paese e variazioni tecniche non possono essere previste. Per questo Bosch non si assume alcuna responsabilità per mancanze ed eventuali errori riferite ai dati. Per danni a cose o danni patrimoniali, dovuti ad errori o refusi di stampa, Bosch è responsabile solo in caso di dolo o colpa grave. Per danni alla persona, Bosch è responsabile anche in caso di colpa meno grave.

**Вниманию пользователей**

В настоящем каталоге приводятся данные по автомобилям европейского рынка, которые были выпущены в период с 2001 по 2021 год включительно. Они были тщательно подобраны из информации, предоставленной производителями и импортерами, по результатам тестирования автомобилей, а также из документации компании Bosch и отражают данные на момент подписания в печать. Неизбежные расхождения из-за специфических для каждой страны технических модификаций не могут быть полностью исключены. Поэтому компания Bosch не несет ответственность за полноту и точность предоставленных данных. В случае, если ошибки или опечатки привели к ущербу собственности или повлекли материальные затраты, компания Bosch берет на себя ответственность только в случае, если это является преднамеренным вредом или грубой небрежностью со стороны фирмы Bosch. Если пострадало физическое лицо, фирма Bosch несет ответственность даже при допущении незначительной небрежности.

- ① **Fahrzeugmarke**  
Hervorhebung der Hersteller im Graubalken
- ② **Fahrzeugmodell**  
Alphanumerisch aufsteigend sortiert
- ③ **Modelldetail**  
Besondere Fahrzeugmerkmale
- ④ **Einbauzeitraum**  
Erster und letzter Einbauzeitraum des jeweiligen Produktes
- ⑤ **Bildzeichen-Erläuterung**  
Siehe Katalogende
- ⑥ **Bestellnummer**  
10-stellige Nummer, zum Nachbestellen für den Handel
- ⑦ **Suchnummer**  
Einprägsame Kurzbezeichnung. Wiederauffindbar auf der Verpackung
- ⑧ **Sonderfall**  
Erläuterung siehe Katalogende
- ⑨ **Länge**
- ⑩ **Wischarme**

**Schnelles Finden der gewünschten Wischblätter durch Einteilung in Spoiler-, Standard- und Heckwischblätter. Jeweils mit 10-stelliger Bestellnummer.**

B2 | ABARTH

		AEROTWIN			TWIN-2			TWIN			REAL		
		Set	Single	Single	Set	Single	Single	Set	Single	Single	Set	Single	
3 397...													
<b>ABARTH (FIAT)</b>													
124 Spider [348]	09.16→	AR 441 S ..014 076	AR 450 U ..008 933	AR 480 U ..008 934		450 ..118 505	450 U ..004 581	480 U ..004 582					
		KUR	AR 450 S ..118 994										
500 [312.]	08.08→	A 299 S ..007 299	AP 24 U ..006 837	AP 13 U ..006 827	2A						H 840 ..004 802		
500C [312.]	09.09→	A 299 S ..007 299	AP 24 U ..006 837	AP 13 U ..006 827	2A								
Punto [199.]	05.08→	AM 466 S ..007 466	AP 26 U ..006 838	AP 15 U ..006 828	2B						H 301 ..004 629		
Punto Evo [199.]	06.10-12.12	AM 466 S ..007 466	AP 26 U ..006 838	AP 15 U ..006 828	2B						H 301 ..004 629		
Punto Grande [199.]	12.07-12.12	AM 466 S ..007 466	AP 26 U ..006 838	AP 15 U ..006 828	2B						H 301 ..004 629		
<b>AIXAM</b>													
A751	07.05-03.10							575 U ..011 351					
Charly	03.07→							575 U ..011 351					
City	01.12→							600 U ..004 586					
Coupe	01.12→							600 U ..004 586					
Crossover	01.07-12.15							600 U ..004 586					
Mega eCity	03.07→							575 U ..011 351					
Scouty	08.07-07.12							575 U ..011 351					
<b>ALFA ROMEO</b>													
147 [937]	11.00-04.05	AR 552 S ..118 984	AR 550 U ..008 937	AR 400 U ..008 932		552 S ..118 427	550 US ..004 591	552 ..010 405	550 U ..004 585	400 U ..004 579	WGK	Z 361 ..033 361	
	04.05-06.05	AR 552 S ..118 984	AR 550 U ..008 937	AR 400 U ..008 932		552 S ..118 427	550 US ..004 591	552 ..010 405	550 U ..004 585	400 U ..004 579	WGK	Z 361 ..033 361	
		A 972 S ..118 972	AP 22 U ..006 835	AP 16 U ..006 829	1								
	06.05-12.10	A 972 S ..118 972	AP 22 U ..006 835	AP 16 U ..006 829	1						WGK	Z 361 ..033 361	
156 Berlina [932]	10.97-12.05	FFB, KUR AR 551 S ..118 905	AR 550 U ..008 937	AR 500 U ..008 935		FFB, KUR 551 S ..118 423	550 US ..004 591	551 ..118 422	550 U ..004 585	500 U ..004 583			
						BGO 682 ..001 682							
156 Sport Wagon [932]	06.00-12.05	FFB, KUR AR 551 S ..118 905	AR 550 U ..008 937	AR 500 U ..008 935		FFB, KUR 551 S ..118 423	550 US ..004 591	551 ..118 422	550 U ..004 585	500 U ..004 583	WGK	Z 361 ..033 361	
						BGO 682 ..001 682							
159 Berlina [939]	06.05-12.11	A 084 S ..007 084	AP 23 U ..006 836	AP 18 U ..006 831	1								
159 Sport Wagon [939]	03.06-12.11	A 084 S ..007 084	AP 23 U ..006 836	AP 18 U ..006 831	1						WGK	Z 361 ..033 361	

Bosch Automotive Aftermarket
2022

en

## How to use this catalog

fr

## Consignes d'utilisation

it

## Istruzioni d'uso

ru

Рекомендации по  
использованию каталога

<p>① <b>Vehicle brand</b> Manufacturer indicated in bold print within gray bar</p>	<p>① <b>Marque de véhicule</b> Mise en avant des constructeurs sur fond gris</p>	<p>① <b>Marca del veicolo</b> Evidenziata con fondo grigio</p>	<p>① <b>Марка автомобиля</b> Производитель выделен шрифтом на серой полоске</p>
<p>② <b>Vehicle model</b> In alphabetical order</p>	<p>② <b>Modèle de véhicule</b> Par ordre alphanumérique croissant</p>	<p>② <b>Modello veicolo</b> In ordine alfabetico</p>	<p>② <b>Модель автомобиля</b> Сортировка в алфавитно-цифровом порядке по возрастианию</p>
<p>③ <b>Model specifics</b> Special vehicle information</p>	<p>③ <b>Détails du modèle</b> Caractéristiques du véhicule</p>	<p>③ <b>Dettagli modello</b> Particolari caratteristiche del veicolo</p>	<p>③ <b>Особенности модели</b> Особые характеристики автомобиля</p>
<p>④ <b>Production period</b> Production run initiation and termination dates for each particular model</p>	<p>④ <b>Période de fabrication</b> Première et dernière date de fabrication du modèle de véhicule considéré</p>	<p>④ <b>Periodo di produzione</b> Prima e ultima data di produzione del rispettivo modello del veicolo</p>	<p>④ <b>Даты производства</b> Первая и последняя даты выпуска соответствующей модели автомобиля</p>
<p>⑤ <b>Explanation of symbols</b> Refer at back of catalogue</p>	<p>⑤ <b>Légende des symboles</b> Voir fin du catalogue</p>	<p>⑤ <b>Legenda dei simboli</b> A fine catalogo</p>	<p>⑤ <b>Значения пиктограмм</b> См. в конце каталога</p>
<p>⑥ <b>Part number</b> 10-digit aftermarket order number</p>	<p>⑥ <b>Référence</b> Référence à 10 chiffres en vue des commandes ultérieures pour la deuxième monte</p>	<p>⑥ <b>Codice di ordinazione</b> A 10 cifre</p>	<p>⑥ <b>Заказной номер</b> 10-значный номер для заказа</p>
<p>⑦ <b>Search number</b> Easily remembered code. Repeated on the packaging</p>	<p>⑦ <b>Code recherche</b> Références simplifi ée et facile à retenir. Se trouve également sur l'emballage</p>	<p>⑦ <b>Numero di ricerca</b> Codice breve facile da ricordare, riportato sulla confezione</p>	<p>⑦ <b>Поисковый номер</b> Легко запоминающийся короткий номер. Указывается на упаковке</p>
<p>⑧ <b>Special version</b> Refer at back of catalogue for details</p>	<p>⑧ <b>Cas particulier</b> Abréviations, voir fin du catalogue</p>	<p>⑧ <b>Caso speciale</b> Vedere legenda a fine catalogo</p>	<p>⑧ <b>Примечание</b> Пояснение см. в конце каталога</p>
<p>⑨ <b>Length</b></p>	<p>⑨ <b>Longueur</b></p>	<p>⑨ <b>Lunghezza</b></p>	<p>⑨ <b>Длина</b></p>
<p>⑩ <b>Wiper arms</b></p>	<p>⑩ <b>Bras d'essuie-glace</b></p>	<p>⑩ <b>Braccio tergicristallo</b></p>	<p>⑩ <b>Рычага стеклоочист</b></p>
<p><b>Rapid location or required wiper blades due to subdivision into spoiler wiper blades, standard wiper blades and rear window wiper blades, each with 10-digit part number.</b></p>	<p><b>Sélection rapide des raclettes d'essuie-glace voulues grâce à la subdivision en raclettes à défl ecteur «spoiler», standard et de lunette arrière. Chacune des références comporte 10 chiffres.</b></p>	<p><b>Ricerca rapida delle spazzole desiderate mediante sud-divisione in spazzole spoiler, standard e tergilunotto. Codice di ordinazione a 10 cifre.</b></p>	<p><b>Быстрый поиск необходимых щеток стеклоочистителей благодаря классификации на щетки со спойлером, стандартные щетки и щетки для заднего стекла. Каждая из них имеет 10-значный номер для заказа.</b></p>





3 397...

ABARTH (FIAT)																	
124 Spider [348]	09.16→	①	AR 451 S ..014 076	450/475								KUR	450 ..118 505	450/450			
			KUR AR 450 S ..118 994	450/450													
500 [312..]	08.08→	③	A 299 S ..007 299	600/340		AF 299 ..014 219	600/350									H 840 ..004 802	290
500C [312..]	09.09→	③	A 299 S ..007 299	600/340		AF 299 ..014 219	600/350										
Punto [199..]	05.08→	⑥	AM 466 S ..007 466	650/380		AF 466 ..014 225	650/380									H 301 ..004 629	300
Punto Evo [199..]	06.10-12.12	⑥	AM 466 S ..007 466	650/380		AF 466 ..014 225	650/380									H 301 ..004 629	300
Punto Grande [199..]	12.07-12.12	⑥	AM 466 S ..007 466	650/380		AF 466 ..014 225	650/380									H 301 ..004 629	300

ALFA ROMEO																
147 [937]	11.00-04.05	①	AR 552 S ..118 984	550/400		AF 552 ..014 191	550/400		552 S ..118 427	550/400	552 ..010 405	550/400	WGK	Z 361 ..033 361	450	
	04.05-06.05	①	AR 552 S ..118 984	550/400		AF 552 ..014 191	550/400		552 S ..118 427	550/400	552 ..010 405	550/400	WGK	Z 361 ..033 361	450	
		②	A 972 S ..118 972	550/400												
	06.05-12.10	②	A 972 S ..118 972	550/400									WGK	Z 361 ..033 361	450	
156 Berlina [932]	10.97-12.05	①	FFB, KUR AR 551 S ..118 905	550/500	FFB, KUR	AF 532 ..014 190	530/500	FFB, KUR BGO	551 S ..118 423	550/500	551 ..118 422	550/500				
											682 ..001 682	550/530				
156 Sport Wagon [932]	06.00-12.05	①	FFB, KUR AR 551 S ..118 905	550/500	FFB, KUR	AF 532 ..014 190	530/500	KUR BGO	551 S ..118 423	550/500	551 ..118 422	550/500	WGK	Z 361 ..033 361	450	
											682 ..001 682	550/530				
159 Berlina [939]	06.05-12.11	②	A 084 S ..007 084	575/450	KUR	AF 461 ..014 218	550/450									
159 Sport Wagon [939]	03.06-12.11	②	A 084 S ..007 084	575/450	KUR	AF 461 ..014 218	550/450						WGK	Z 361 ..033 361	450	
166 [936]	07.98-10.07	①	AR 533 S ..118 902	530/475	KUR	AF 531 ..014 189	530/450	BO	533 S ..118 406	530/475	533 ..118 405	530/475				
Brera [939]	01.06-12.10	②	A 084 S ..007 084	575/450									WGK	Z 361 ..033 361	450	
Giulia [952]	02.16→	③	A 318 S ..014 318	625/450												
Giulietta [940]	04.10→	③	A 187 S ..007 187	600/450		AF 187 ..014 223	600/450								H 353 ..004 631	350
GT [937]	10.03-04.05	①	AR 552 S ..118 984	550/400		AF 552 ..014 191	550/400		552 S ..118 427	550/400	552 ..010 405	550/400				
	04.05-06.05	①	AR 552 S ..118 984	550/400		AF 552 ..014 191	550/400		552 S ..118 427	550/400	552 ..010 405	550/400				
		②	A 972 S ..118 972	550/400												
	06.05-12.10	②	A 972 S ..118 972	550/400												
Mito [955]	05.08-12.18	⑥	AM 466 S ..007 466	650/380		AF 466 ..014 225	650/380								H 301 ..004 629	300





3 397...

Spider [939]	03.06-12.10	②	<b>A 084 S</b> ..007 084	575/450															
Stelvio	11.16→	③	<b>A 863 S</b> ..007 863	650/450													<b>A 310 H</b> ..013 049	330	

**ALPINA**

<b>B10/D10</b> [E39]	01.97-05.04	①																			
<b>B3</b> [E46]	03.99-01.06	①	FFB <b>AR 607 S</b> ..118 909	600/475	FFB	<b>AF 607</b> ..014 195	600/475														
[F30]	03.13→	⑥	<b>A 929 S</b> ..118 929	600/475																	
<b>B3 Touring</b> [F31]	03.13→	⑥	<b>A 929 S</b> ..118 929	600/475																	
<b>B3/D3</b> [E90]	12.05-08.09	②	<b>A 072 S</b> ..007 072	600/475																	
[E92,E93]	01.08-08.09	②	<b>A 452 S</b> ..007 452	600/450																	
[E90]	09.09-05.13	⑥	<b>A 929 S</b> ..118 929	600/475																	
[E92,E93]	09.09-05.13	⑥	<b>A 579 S</b> ..007 579	600/400																	
<b>B3/D3 Touring</b> [E91]	05.06-08.09	②	<b>A 072 S</b> ..007 072	600/475																	
	09.09-05.13	⑥	<b>A 929 S</b> ..118 929	600/475																	
<b>B5</b> [E60]	03.05-05.10	⑥	<b>A 955 S</b> ..118 955	600/575																	
<b>B5 Touring</b> [E61]	03.05-05.10	⑥	<b>A 955 S</b> ..118 955	600/575																	
<b>B5/D5</b> [F10]	09.10→	②	<b>A 523 S</b> ..007 523	650/450																	
<b>B5/D5 Touring</b> [F11]	03.11→	②	<b>A 523 S</b> ..007 523	650/450																	
<b>B6</b> [E63,E64]	04.06-08.10	⑥	<b>A 955 S</b> ..118 955	600/575																	
[F12,F13]	09.11→	②	<b>A 642 S</b> ..007 653	650/425																	
<b>B7</b> [E65,E66]	12.03-06.08	①																			
[F01,F02]	06.09→	②	KUR <b>A 523 S</b> ..007 523	650/450																	
<b>XD3</b> [F25]	07.13→	②	<b>A 953 S</b> ..118 953	650/500																	

**ASTON MARTIN**

<b>Cygnat</b>	04.11-10.13	①	<b>AR 531 S</b> ..118 901	530/450		<b>AF 531</b> ..014 189	530/450			<b>531 S</b> ..118 403	530/450	<b>531</b> ..118 402	530/450								
<b>DB9, Volante</b>	07.11→	③	<b>A 088 S</b> ..007 088	650/500																	
<b>DBS Vantage, Volante</b>	07.11-12.12	③	<b>A 088 S</b> ..007 088	650/500																	





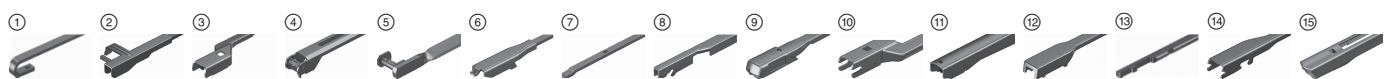
◀ ASTON MARTIN

3 397...

<b>Rapide</b>	07.11→	③	<b>A 088 S</b> ..007 088	650/500											
<b>V8/V12</b>	07.11→	③	<b>A 088 S</b> ..007 088	650/500											
<b>Virage Coupe, Volante</b>	07.11-12.12	③	<b>A 088 S</b> ..007 088	650/500											

**AUDI**

<b>A1</b> [8X1]	05.10-10.18	③	<b>A 555 S</b> ..007 555	600/400		<b>AF 555</b> ..014 221	600/400							<b>A 360 H</b> ..008 997	380
<b>A1 Citycarver</b> [GBH]	07.19→	③	<b>A 863 S</b> ..007 863	650/450									APE, KUR	<b>A 282 H</b> ..008 634	280
<b>A1 Sportback</b> [8XA]	09.11-10.18	③	<b>A 555 S</b> ..007 555	600/400		<b>AF 555</b> ..014 221	600/400						APE, KUR	<b>A 282 H</b> ..008 634	280
[GBA]	07.18→	③	<b>A 863 S</b> ..007 863	650/450									APE, KUR	<b>A 282 H</b> ..008 634	280
<b>A2</b> [8Z0]	09.99-06.01	①	<b>AR 70 N</b> ..008 845	700											
	07.01-08.05	②	<b>A 960 S</b> ..018 960	750											
<b>A3</b> [8L1]	09.96-06.03	①	<b>AR 533 S</b> ..118 902	530/475	KUR	<b>AF 531</b> ..014 189	530/450	BGO	<b>584 S</b> ..001 584	530/475				<b>H 380</b> ..004 756	380
								GA	<b>531 S</b> ..118 403	530/450	<b>531</b> ..118 402	530/450			
[8P1]	05.03-11.04	②	<b>A 936 S</b> ..118 936	600/475		<b>AF 462</b> ..014 224	600/475							<b>H 772</b> ..004 772	340
			WW <b>AM 462 S</b> ..007 462	600/475											
	12.04-03.13	⑥	<b>A 929 S</b> ..118 929	600/475		<b>AF 462</b> ..014 224	600/475							<b>H 772</b> ..004 772	340
			WW <b>AM 462 S</b> ..007 462	600/475											
[8V1]	04.12→	③	<b>A 863 S</b> ..007 863	650/450										<b>A 332 H</b> ..008 635	330
													APE,WW	<b>A 331 H</b> ..008 713	330
<b>A3 Cabriolet</b> [8P7]	04.08-05.13	⑥	<b>A 010 S</b> ..014 010	600/450											
[8V7]	10.13→	③	<b>A 863 S</b> ..007 863	650/450											
<b>A3 Limousine</b> [8VS]	05.13→	③	<b>A 102 S</b> ..014 116	650/475											
			KUR <b>A 863 S</b> ..007 863	650/450											
[8YS]	04.20→	⑬	<b>A 984 S</b> ..01400H	650/475											
<b>A3 Sportback</b> [8PA]	09.04-11.04	②	<b>A 936 S</b> ..118 936	600/475		<b>AF 462</b> ..014 224	600/475							<b>H 772</b> ..004 772	340
			WW <b>AM 462 S</b> ..007 462	600/475									WW	<b>A 325 H</b> ..016 117	325
	12.04-03.13	⑥	<b>A 929 S</b> ..118 929	600/475		<b>AF 462</b> ..014 224	600/475							<b>H 772</b> ..004 772	340
			WW <b>AM 462 S</b> ..007 462	600/475									WW	<b>A 325 H</b> ..016 117	325





3397...

			AEROTWIN Set	AEROFIT Set	TWIN SPOILER Set	TWIN Set	REAR														
<b>A3 Sportback</b> [8VA]	09.12→	③	<b>A 863 S</b> ..007 863	650/450				<b>A 332 H</b> ..008 635	330												
							APE,WW	<b>A 331 H</b> ..008 713	330												
[8YA]	11.19→	⑬	<b>A 984 S</b> ..01400H	650/475			APE	<b>A 301 H</b> ..016 465	300												
<b>A4</b> [8D2;B5]	08.98-09.01	①	<b>AR 530 S</b> ..118 903	530/530	KUR	<b>AF 532</b> ..014 190	530/500	BGO	<b>583 S</b> ..001 583	530/530											
								BGR	<b>532 S</b> ..118 404	530/500											
[8E2;B6]	10.00-03.01	①	<b>AR 530 S</b> ..118 903	530/530	KUR	<b>AF 532</b> ..014 190	530/500	BGO	<b>583 S</b> ..001 583	530/530											
								BGR	<b>530 S</b> ..118 401	530/530	<b>530</b> ..118 400	530/530									
	03.01-10.03										<b>909</b> ..001 909	550/550									
[8D2;B5]	09.01-10.01										<b>909</b> ..001 909	550/550									
[8E2;B6]	11.03-12.04	④	<b>A 933 S</b> ..118 933	550/550																	
[8EC;B7]	11.04-06.08	④	<b>A 933 S</b> ..118 933	550/550																	
[8K2;B8]	11.07-12.15	③	<b>A 297 S</b> ..007 297	600/500																	
[8W2;B9]	05.15→	③	<b>A 297 S</b> ..007 297	600/500																	
<b>A4 Allroad</b> [8KH]	04.09-04.16	③	<b>A 297 S</b> ..007 297	600/500														<b>A 402 H</b> ..008 057	400		
																		APE,WW	<b>A 403 H</b> ..008 998	400	
[8WH]	01.16→	③	<b>A 297 S</b> ..007 297	600/500														KUR	<b>A 360 H</b> ..008 997	380	
																			<b>A 332 H</b> ..008 635	330	
<b>A4 Avant</b> [8D5;B5]	08.98-09.01	①	<b>AR 530 S</b> ..118 903	530/530	KUR	<b>AF 532</b> ..014 190	530/500	BGR	<b>532 S</b> ..118 404	530/500									<b>H 380</b> ..004 756	380	
								BGO	<b>583 S</b> ..001 583	530/530											
[8E5;B6]	09.01-10.03										<b>909</b> ..001 909	550/550							<b>H 772</b> ..004 772	340	
																		WW	<b>A 325 H</b> ..016 117	325	
	11.03-12.04	④	<b>A 933 S</b> ..118 933	550/550															<b>H 772</b> ..004 772	340	
																		WW	<b>A 325 H</b> ..016 117	325	
[8ED;B7]	11.04-06.08	④	<b>A 933 S</b> ..118 933	550/550															<b>H 772</b> ..004 772	340	
																		WW	<b>A 325 H</b> ..016 117	325	
[8K5;B8]	11.07-12.15	③	<b>A 297 S</b> ..007 297	600/500															<b>A 402 H</b> ..008 057	400	
																			APE,WW	<b>A 403 H</b> ..008 998	400
[8W5;B9]	05.15→	③	<b>A 297 S</b> ..007 297	600/500															<b>A 360 H</b> ..008 997	380	
																		KUR	<b>A 332 H</b> ..008 635	330	





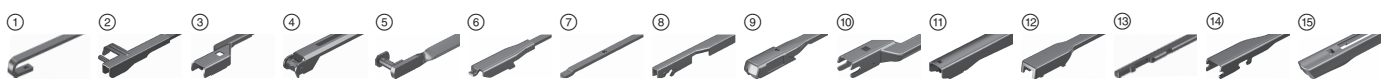
AUDI		3 397...		AEROTWIN Set		AEROFIT Set		TWIN SPOILER Set		TWIN Set		REAR		
<b>A4 Cabriolet</b> [8H7;B6]	04.02-11.03											909	550/550	
	12.03-06.06	④	KUR	<b>A 933 S</b> ..118 933	550/550							..001 909		
[8HE;B7]	11.05-03.09	④	KUR	<b>A 933 S</b> ..118 933	550/550									
<b>A5 Cabriolet</b> [8F7]	03.09-08.17	③		<b>A 297 S</b> ..007 297	600/500									
[F57]	09.16→	③		<b>A 297 S</b> ..007 297	600/500									
<b>A5 Coupé</b> [8T3]	06.07-10.07	③		<b>A 296 S</b> ..007 296	600/500									
	11.07-01.17	③		<b>A 297 S</b> ..007 297	600/500									
[F53]	06.16→	③		<b>A 297 S</b> ..007 297	600/500									
<b>A5 Sportback</b> [8TA]	05.09-01.17	③		<b>A 297 S</b> ..007 297	600/500									
[F5A]	06.16→	③		<b>A 297 S</b> ..007 297	600/500									
<b>A6</b> [4B2;C5]	04.97-05.01	①		<b>AR 551 S</b> ..118 905	550/550			BGO	<b>582 S</b> ..001 582	550/530				
	06.01-05.04	④		<b>A 933 S</b> ..118 933	550/550			BGR	<b>551 S</b> ..118 423	550/500	<b>551</b> ..118 422	550/500		
[4F2;C6]	04.04-09.11	⑥		<b>A 934 S</b> ..118 934	550/550									
[4G2;C7]	11.10→	③		<b>A 638 S</b> ..007 638	650/530									
[4A2;C8]	04.18→	⑮	SWB	<b>A 725 S</b> ..014 725	625/500									
		③	SWO	<b>A 164 S</b> ..014 164	625/500									
			WW, SWO, KUR	<b>A 297 S</b> ..007 297	600/500									
<b>A6 Allroad</b> [4BH;C5]	01.01-08.05	④		<b>A 933 S</b> ..118 933	550/550							①	<b>H 380</b> ..004 756	380
[4FH;C6]	05.06-08.11	⑥		<b>A 934 S</b> ..118 934	550/550								<b>H 383</b> ..011 551	380
[4GH;C7]	01.12-09.18	③		<b>A 638 S</b> ..007 638	650/530								<b>A 402 H</b> ..008 057	400
												APE, WW	<b>A 403 H</b> ..008 998	400
[4AH;C8]	11.18→	⑮	SWB	<b>A 725 S</b> ..014 725	625/500							APE, KUR	<b>A 403 H</b> ..008 998	400
		③	SWO	<b>A 164 S</b> ..014 164	625/500									
			WW, SWO, KUR	<b>A 297 S</b> ..007 297	600/500									
<b>A6 Avant</b> [4B5;C5]	04.97-05.01	①		<b>AR 551 S</b> ..118 905	550/550			BGO	<b>582 S</b> ..001 582	550/530			<b>H 380</b> ..004 756	380
	06.01-01.05	④		<b>A 933 S</b> ..118 933	550/550			BGR	<b>551 S</b> ..118 423	550/500	<b>551</b> ..118 422	550/500		





3 397...

Model	Period	Code	Part	Size	Other	Other	Other	Other	Other	Other	Other	Other	Other	Other	Other	Other	Other			
A6 Avant [4F5;C6] [4G5;C7]	03.05-08.11	⑧	A 934 S ..118 934	550/550													H 383 ..011 551	380		
	05.11-09.18	⑨	A 638 S ..007 638	650/530													A 402 H ..008 057	400		
	[4A5;C8]	02.18→	⑩ SWB	A 725 S ..014 725	625/500												KUR	A 402 H ..008 057	400	
			⑨ SWO	A 164 S ..014 164	625/500												WW, APE, KUR	A 403 H ..008 998	400	
	[4G5;C7]	09.18→																APE,WW	A 403 H ..008 998	400
A7 Sportback [4GA] [4KA;C8]	07.10-05.18	③	A 638 S ..007 638	650/530																
	10.17→	⑩ SWB	A 725 S ..014 725	625/500																
		③ SWO	A 164 S ..014 164	625/500																
			WW, SWO, KUR	A 297 S ..007 297	600/500															
A8 [4D2;D2] [4E;D3] [4H;D4] [4N;D5]	06.94-09.02	①	FFB, KUR	AR 551 S ..118 905	550/500			BGO	582 S ..001 582	550/530										
								BGR	551 S ..118 423	550/500	551 ..118 422	550/500								
	11.02-07.10	④		A 935 S ..009 096	600/600															
	11.09-08.18	③		A 586 S ..007 586	680/515															
	08.17→	⑩ SWB	A 727 S ..014 727	650/500																
③ SWO		A 621 S ..014 621	650/500																	
e-tron [GEN] [GEA]	09.18→	③	SWO	A 621 S ..014 621	650/500													A 332 H ..008 635	330	
	09.19→	③	SWO	A 621 S ..014 621	650/500															
e-tron Sportback [GEA]	09.19→	③	SWO	A 621 S ..014 621	650/500													A 332 H ..008 635	330	
Q2 [GAB]	06.16→	③		A 620 S ..007 620	600/475													A 332 H ..008 635	330	
																		APE,WW	A 331 H ..008 713	330
Q3 [8UB] [F3B]	06.11→	③		A 862 S ..007 862	600/530													A 402 H ..008 057	400	
																		APE,WW	A 403 H ..008 998	400
	07.18→	③		A 164 S ..014 164	625/500													A 332 H ..008 635	330	
			KUR	A 297 S ..007 297	600/500															
Q3 Sportback [F3N]	06.19→	③		A 164 S ..014 164	625/500													KUR	A 402 H ..008 057	400
																		KUR	A 297 S ..007 297	600/500



			AEROTWIN Set		AEROFIT Set		TWIN SPOILER Set		TWIN Set		REAR		
			?	↕	↕	↕	↕	↕	↕	↕	?	↕	
◀ AUDI			3 397...										
Q5 [8RB]	11.08-08.17	③	A 297 S ..007 297	600/500								A 332 H ..008 635	330
											APE,WW	A 331 H ..008 713	330
[FYB]	05.16→	③	A 164 S ..014 164	625/500								A 360 H ..008 997	380
			KUR A 297 S ..007 297	600/500									
Q7 [4LB]	03.06-08.15	⑥	A 215 S ..007 215	650/600							KUR	H 772 ..004 772	340
[4MB]	01.15→	③	A 535 S ..014 535	700/500								A 360 H ..008 997	380
Q8 [4MN]	02.18→	⑫	SWB A 727 S ..014 727	650/500								A 402 H ..008 057	400
			⑬ SWO A 621 S ..014 621	650/500									
R8 [422;423]	04.07-07.15	⑧	A 105 S ..014 119	550/600									
RS Q3 [8UB]	10.13→	③	A 862 S ..007 862	600/530								A 402 H ..008 057	400
											APE,WW	A 403 H ..008 998	400
RS3 Limousine [8VS]	02.17→	③	A 102 S ..014 116	650/475									
			KUR A 863 S ..007 863	650/450									
RS3 Sportback [8PA]	01.11-12.12	⑥	A 929 S ..118 929	600/475	AF 462 ..014 224	600/475						H 772 ..004 772	340
			WW AM 462 S ..007 462	600/475							WW	A 325 H ..016 117	325
[8VA]	02.15→	③	A 863 S ..007 863	650/450								A 332 H ..008 635	330
											APE,WW	A 331 H ..008 713	330
RS4 [8EC;B7]	11.05-06.08	④	A 933 S ..118 933	550/550									
RS4 Avant [8D5;B5]	05.00-09.01	①	AR 530 S ..118 903	530/530	KUR AF 532 ..014 190	530/500	BGO 583 S ..001 583	530/530				H 380 ..004 756	380
							BGR 530 S ..118 401	530/530	530 ..118 400	530/530			
[8ED;B7]	05.06-06.08	④	A 933 S ..118 933	550/550								H 772 ..004 772	340
											WW	A 325 H ..016 117	325
[8K5;B8]	05.12-08.15	③	A 297 S ..007 297	600/500								A 402 H ..008 057	400
											APE,WW	A 403 H ..008 998	400
[8W5;B9]	09.17→	③	A 297 S ..007 297	600/500								A 360 H ..008 997	380
											KUR	A 332 H ..008 635	330
RS4 Cabriolet [8HE;B7]	05.06-01.08	④	A 933 S ..118 933	550/550									
RS5 Cabriolet [8F7]	11.12-08.15	③	A 862 S ..007 862	600/530									
RS5 Coupé [8T3]	03.10-08.15	③	A 297 S ..007 297	600/500									



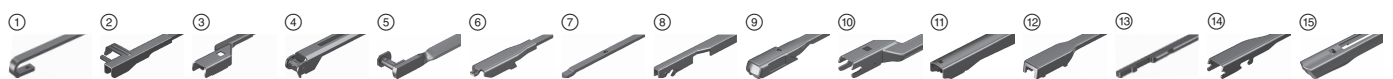
			AEROTWIN		AEROFIT		TWIN SPOILER		TWIN		REAR		
			Set	mm	Set	mm	Set	mm	Set	mm		mm	
3 397...													
RS5 Coupé [F53]	03.17→	③	A 297 S ..007 297	600/500									
RS5 Sportback [F5A]	06.18→	③	A 297 S ..007 297	600/500									
RS6 [4B4]	07.02-04.04	①	AR 550 S ..118 906	550/530			BGO	582 S ..001 582	550/530				
							BGR	551 S ..118 423	550/500	551 ..118 422	550/500		
[4F2;C6]	09.08-08.10	⑥	A 934 S ..118 934	550/550									
RS6 Avant [4B6]	05.02-09.04	①	AR 550 S ..118 906	550/530			BGO	582 S ..001 582	550/530			H 380 ..004 756	380
							BGR	551 S ..118 423	550/500	551 ..118 422	550/500		
[4F2;C6]	04.08-08.10	⑥	A 934 S ..118 934	550/550								H 383 ..011 551	380
[4GH;C7]	01.13→	③	A 638 S ..007 638	650/530								A 402 H ..008 057	400
												APE,WW A 403 H ..008 998	400
RS7 Sportback [4GA]	05.13-04.18	③	A 638 S ..007 638	650/530									
S1 [8X]	01.14→	③	A 555 S ..007 555	600/400	AF 555 ..014 221	600/400						A 360 H ..008 997	380
S1 Sportback [8X]	01.14→	③	A 555 S ..007 555	600/400	AF 555 ..014 221	600/400					APE, KUR	A 282 H ..008 634	280
S3 [8L1]	08.98-06.03	①	AR 533 S ..118 902	530/475	KUR	AF 531 ..014 189	530/450	GA	533 S ..118 406	533 ..118 405	530/475	H 380 ..004 756	380
								BGO	584 S ..001 584	530/475			
[8P1]	11.06-03.13	⑥	A 929 S ..118 929	600/475	AF 462 ..014 224	600/475						H 772 ..004 772	340
			WW AM 462 S ..007 462	600/475									
[8V1]	11.12→	③	A 863 S ..007 863	650/450								A 332 H ..008 635	330
												APE,WW A 331 H ..008 713	330
S3 Cabriolet [8V7]	05.14→	③	A 863 S ..007 863	650/450									
S3 Limousine [8VS]	10.13→	③	A 102 S ..014 116	650/475									
			KUR A 863 S ..007 863	650/450									
S3 Sportback [8PA]	07.08-03.13	⑥	A 929 S ..118 929	600/475	AF 462 ..014 224	600/475						H 772 ..004 772	340
			WW AM 462 S ..007 462	600/475					WW	A 325 H ..016 117	325		
[8VA]	05.13→	③	A 863 S ..007 863	650/450								A 332 H ..008 635	330
												APE,WW A 331 H ..008 713	330
S4 [8D2;B5]	10.97-09.01	①	AR 530 S ..118 903	530/530	KUR	AF 532 ..014 190	530/500	BGO	583 S ..001 583	530/530			
								BGR	530 S ..118 401	530/530	530 ..118 400	530/530	
[8E2;B6]	03.03-10.03											909 ..001 909	550/550







AUDI		3 397...																
<b>S4</b> [8E2;B6]	11.03-12.04	④	<b>A 933 S</b> ..118 933	550/550														
[8EC;B7]	11.04-06.08	④	<b>A 933 S</b> ..118 933	550/550														
[8K2;B8]	03.09-12.15	③	<b>A 297 S</b> ..007 297	600/500														
[8W2;B9]	05.16→	③	<b>A 297 S</b> ..007 297	600/500														
<b>S4 Avant</b> [8D5;B5]	10.97-09.01	①	<b>AR 530 S</b> ..118 903	530/530	KUR	<b>AF 532</b> ..014 190	530/500	BGO	<b>583 S</b> ..001 583	530/530						<b>H 380</b> ..004 756	380	
								BGR	<b>530 S</b> ..118 401	530/530	<b>530</b> ..118 400	530/530						
[8E5;B6]	03.03-10.03										<b>909</b> ..001 909	550/550				<b>H 772</b> ..004 772	340	
													WW		<b>A 325 H</b> ..016 117	325		
	11.03-12.04	④	<b>A 933 S</b> ..118 933	550/550												<b>H 772</b> ..004 772	340	
													WW		<b>A 325 H</b> ..016 117	325		
[8ED;B7]	11.04-06.08	④	<b>A 933 S</b> ..118 933	550/550												<b>H 772</b> ..004 772	340	
													WW		<b>A 325 H</b> ..016 117	325		
[8K5;B8]	03.09-12.15	③	<b>A 297 S</b> ..007 297	600/500												<b>A 402 H</b> ..008 057	400	
														APE, WW	<b>A 403 H</b> ..008 998	400		
[8W5;B9]	05.16→	③	<b>A 297 S</b> ..007 297	600/500												<b>A 360 H</b> ..008 997	380	
<b>S4 Cabriolet</b> [8HE; 8H7,B7]	02.04-03.09	④	KUR <b>A 933 S</b> ..118 933	550/550														
<b>S5 Cabriolet</b> [8F7]	05.09→	③	<b>A 862 S</b> ..007 862	600/530														
[F57]	11.16→	③	<b>A 862 S</b> ..007 862	600/530														
<b>S5 Coupé</b> [8T3]	11.07-01.17	③	<b>A 297 S</b> ..007 297	600/500														
[F53]	07.16→	③	<b>A 297 S</b> ..007 297	600/500														
<b>S5 Sportback</b> [8TA]	01.10-01.17	③	<b>A 297 S</b> ..007 297	600/500														
[F5A]	07.16→	③	<b>A 297 S</b> ..007 297	600/500														
<b>S6</b> [4B;C5]	09.99-05.04	①	<b>AR 550 S</b> ..118 906	550/530				BGR	<b>551 S</b> ..118 423	550/500	<b>551</b> ..118 422	550/500						
								BGO	<b>582 S</b> ..001 582	550/530								
[4F2;C6]	06.06-08.11	⑧	<b>A 934 S</b> ..118 934	550/550														
[4G2;C7]	04.12→	③	<b>A 638 S</b> ..007 638	650/530														
<b>S6 Avant</b> [4B;C5]	09.99-01.05	①	<b>AR 550 S</b> ..118 906	550/530				BGR	<b>551 S</b> ..118 423	550/500	<b>551</b> ..118 422	550/500				<b>H 380</b> ..004 756	380	
								BGO	<b>582 S</b> ..001 582	550/530								
[4F5;C6]	06.06-08.11	⑧	<b>A 934 S</b> ..118 934	550/550												<b>H 383</b> ..011 551	380	





3 397...

Model	Year	Code	Part	Size	Notes	Part	Size	Notes	Part	Size	Notes	Part	Size	Notes
S6 Avant [4GH;C7]	04.12→	③	A 638 S	650/530								A 402 H	400	
			..007 638									APE,WW	A 403 H	400
S7 Sportback [4GA]	04.12-05.18	③	A 638 S	650/530										
			..007 638											
S8 [4D2]	09.96-01.03	①	FFB, KUR	AR 551 S	550/500		BGR	551 S	550/500	551	550/500			
							BGO	582 S	550/530					
				..118 905				..118 423		..118 422				
[4E2]	06.06-01.10	④	A 935 S	600/600										
			..009 096											
[4H;D4]	04.12→	③	A 586 S	680/515										
			..007 586											
SQ5 [8RB]	12.12→	③	A 297 S	600/500									A 332 H	330
											APE,WW	A 331 H	330	
			..007 297										..008 635	
[FYB]	11.16→	③	A 164 S	625/500									A 360 H	380
			..014 164										..008 997	
			KUR	A 297 S	600/500									
				..007 297										
SQ7 [4MB]	04.16→	③	A 535 S	700/500									A 360 H	380
			..014 535										..008 997	
TT Coupé [8N3]	07.98-04.03	①					BGO			682	550/530			
										..001 682				
	05.03-06.06	②	A 923 S	530/530										
			..118 923											
[8J3]	07.06-08.15	⑥	A 290 S	550/530										
			..007 290											
[FV3]	07.14→	③	A 862 S	600/530										
			..007 862											
TT Roadster [8N9]	03.99-04.03	①					BGO			682	550/530			
										..001 682				
	05.03-06.06	②	A 923 S	530/530										
			..118 923											
[8J9]	02.07-06.14	⑥	A 290 S	550/530										
			..007 290											
[FV3]	11.14→	③	A 862 S	600/530										
			..007 862											
TT RS Coupé [8J3]	07.09-06.14	⑥	A 290 S	550/530										
			..007 290											
[FV3]	05.16→	③	A 862 S	600/530										
			..007 862											
TT RS Roadster [8J9]	07.09-06.14	⑥	A 290 S	550/530										
			..007 290											
[FV9]	05.16→	③	A 862 S	600/530										
			..007 862											
TTS Coupé [8J3]	05.08-08.15	⑥	A 290 S	550/530										
			..007 290											
[FV3]	11.14→	③	A 862 S	600/530										
			..007 862											
TTS Roadster [8J9]	05.08-06.14	⑥	A 290 S	550/530										
			..007 290											
[FV]	02.15→	③	A 862 S	600/530										
			..007 862											





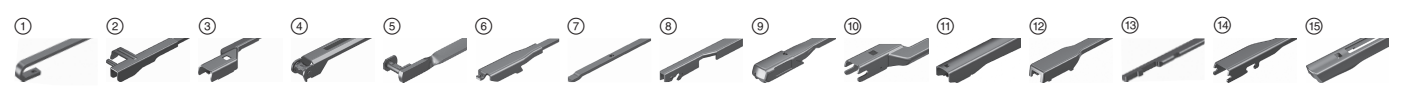
3 397...

**BENTLEY**

<b>Bentayga</b>	11.15→	③	<b>A 586 S</b> ..007 586	680/515											<b>A 402 H</b> ..008 057	400
<b>Mulsanne</b>	10.14→	③ KUR	<b>A 862 S</b> ..007 862	600/530												

**BMW**

<b>i3</b> [I01]	11.13→	②	<b>A 103 S</b> ..014 117	750/530											<b>H 840</b> ..004 802	290
<b>M3</b> [F80]	06.14→	⑥	<b>A 929 S</b> ..118 929	600/475												
[G80]	11.20→	⑥	<b>A 605 S</b> ..014 774	600/475												
<b>M4</b> [F82]	06.14-10.20	⑥	<b>A 010 S</b> ..014 010	600/450												
[G82]	11.20→	⑥	<b>A 605 S</b> ..014 774	600/475												
<b>Serie 1</b> [E81;E87]	09.04-12.11	⑥	<b>A 922 S</b> ..118 922	500/500	<b>AF 922</b> ..009 091	500/500								⑥ <b>A 280 H</b> ..008 005	280	
														WW ⑥ <b>A 275 H</b> ..013 741	265	
[F20;F21]	09.11→	⑥	<b>A 696 S</b> ..007 696	550/450	<b>AF 461</b> ..014 218	550/450								<b>H 306</b> ..011 432	300	
		WW	<b>AM 461 S</b> ..014 123	550/450												
[F40]	07.19→	⑬	<b>A 818 S</b> ..014 818	650/425										<b>A 351 H</b> ..008 192	350	
<b>Serie 1 Cabrio</b> [E88]	03.08-10.13	⑥	<b>A 922 S</b> ..118 922	500/500	<b>AF 922</b> ..009 091	500/500										
<b>Serie 1 Coupé</b> [E82]	10.07-10.13	⑥	<b>A 922 S</b> ..118 922	500/500	<b>AF 922</b> ..009 091	500/500										
<b>Serie 2 Active Tourer</b> [F45]	09.14→	③	<b>A 309 S</b> ..007 309	650/475										<b>H 306</b> ..011 432	300	
<b>Serie 2 Cabrio</b> [F23]	09.14→	⑥	<b>A 696 S</b> ..007 696	550/450	<b>AF 461</b> ..014 218	550/450										
		WW	<b>AM 461 S</b> ..014 123	550/450												
<b>Serie 2 Coupé</b> [F22]	09.13→	⑥	<b>A 696 S</b> ..007 696	550/450	<b>AF 461</b> ..014 218	550/450										
		WW	<b>AM 461 S</b> ..014 123	550/450												
<b>Serie 2 Gran Coupé</b> [F44]	09.19→	⑬	<b>A 818 S</b> ..014 818	650/425												
<b>Serie 2 Gran Tourer</b> [F46]	06.15→	③	<b>A 309 S</b> ..007 309	650/475									APE	<b>A 282 H</b> ..008 634	280	
<b>Serie 3</b> [E46]	04.98-04.05	①	FFB <b>AR 607 S</b> ..118 909	600/475	FFB <b>AF 607</b> ..014 195	600/475	<b>394 S</b> ..001 394	580/500								
		KUR	<b>AR 728 S</b> ..118 904	550/475												
[E90]	03.05-08.09	②	<b>A 072 S</b> ..007 072	600/475												
		OAM	<b>AM 462 S</b> ..007 462		OAM <b>AF 462</b> ..014 224	600/475										





3 397...

Model	Period	Code	Part	Size	Part	Size	Part	Size	Part	Size	Part	Size
Serie 3 [E90]	09.09-08.13	⑥	A 929 S	600/475	AF 462	600/475						
			..118 929		..014 224							
		WW	AM 462 S	600/475								
			..007 462									
[F30]	02.12→	⑥	A 929 S	600/475								
			..118 929									
		WW	AM 462 S	600/475								
			..007 462									
[G20]	02.19→	⑥	A 605 S	600/475								
			..014 774									
Serie 3 Cabrio [E46]	03.00-08.06	①	FFB AR 607 S	600/475	FFB AF 607	600/475	394 S	580/500				
			..118 909		..014 195		..001 394					
		KUR	AR 728 S	550/475								
			..118 904									
[E93]	09.06-08.09	②	A 452 S	600/450								
			..007 452									
	09.09-10.13	⑥	A 579 S	600/400								
			..007 579									
Serie 3 Compact [E46]	06.01-12.04	①	FFB AR 607 S	600/475	FFB AF 607	600/475	394 S	580/500		① H 450	450	
			..118 909		..014 195		..001 394		..004 763			
		KUR	AR 728 S	550/475								
			..118 904									
Serie 3 Coupé [E46]	04.98-05.06	①	FFB AR 607 S	600/475	FFB AF 607	600/475	394 S	580/500				
			..118 909		..014 195		..001 394					
		KUR	AR 728 S	550/475								
			..118 904									
[E92]	09.06-08.09	②	A 452 S	600/450								
			..007 452									
	09.09-08.13	⑥	A 579 S	600/400								
			..007 579									
Serie 3 GT [F34]	06.13→	⑥	A 929 S	600/475								
			..118 929									
		WW	AM 462 S	600/475								
			..007 462									
Serie 3 Touring [E46]	10.98-09.05	①	FFB AR 607 S	600/475	FFB AF 607	600/475	394 S	580/500		H 305	300	
			..118 909		..014 195		..001 394		..011 239			
		KUR	AR 728 S	550/475								
			..118 904									
[E91]	09.05-08.09	②	A 072 S	600/475						A 340 H	340	
			..007 072							..008 004		
		OAM	AM 462 S	600/475	OAM AF 462	600/475						
			..007 462		..014 224							
	09.09-05.13	⑥	A 929 S	600/475	AF 462	600/475				A 340 H	340	
			..118 929		..014 224					..008 004		
		WW	AM 462 S	600/475								
			..007 462									
[F31]	09.12→	⑥	A 929 S	600/475					KUR	A 283 H	280	
			..118 929							..016 466		
		WW	AM 462 S	600/475					WW,	A 281 H	280	
			..007 462						APE,	..008 045		
									KUR			
[G21]	07.19→	⑥	A 605 S	600/475								
			..014 774									
Serie 4 Cabrio [F33]	03.14-10.20	⑥	A 010 S	600/450								
			..014 010									
			A 605 S	600/475								
			..014 774									
[G23]	11.20→	⑥	A 605 S	600/475								
			..014 774									
Serie 4 Coupé [F32]	09.13-06.20	⑥	A 010 S	600/450								
			..014 010									





Model	Period	Code	Part	Size	Other	Part	Size	Other	Part	Size	Other	Part	Size	Other
◀ BMW			3 397...											
Serie 4 Coupé [G22]	07.20→	⑥	<b>A 605 S</b> ..014 774	600/475										
Serie 4 GC [F36]	05.14-08.20	⑥	<b>A 010 S</b> ..014 010	600/450										
Serie 5 [E39]	09.95-07.03	①				KUR			<b>539</b> ..001 539	650/550				
[E60]	07.03-02.10	⑥	<b>A 955 S</b> ..118 955	600/575										
[F10]	03.10-10.16	②	<b>A 523 S</b> ..007 523	650/450										
[G30]	02.17→	③	<b>A 309 S</b> ..007 309	650/475										
		WW	<b>AM 467 S</b> ..007 467	650/475										
Serie 5 GT [F07]	09.09→	②	KUR <b>A 523 S</b> ..007 523	650/450										
Serie 5 Touring [E39]	12.96-05.04	①				KUR			<b>539</b> ..001 539	650/550		<b>H 425</b> ..004 561	425	
[E61]	05.04-08.10	⑥	<b>A 955 S</b> ..118 955	600/575								<b>H 753</b> ..004 753	380	
											APE	<b>H 382</b> ..011 412	380	
[F11]	09.10→	②	<b>A 523 S</b> ..007 523	650/450								<b>A 351 H</b> ..008 192	350	
[G31]	06.17→	③	<b>A 309 S</b> ..007 309	650/475								<b>A 351 H</b> ..008 192	350	
		WW	<b>AM 467 S</b> ..007 467	650/475										
Serie 6 [E63]	01.04-07.10	⑥	<b>A 955 S</b> ..118 955	600/575										
[F13]	10.11→	②	<b>A 642 S</b> ..007 653	650/425										
Serie 6 Cabrio [E64]	04.04-07.10	⑥	<b>A 955 S</b> ..118 955	600/575										
[F12]	03.11→	②	<b>A 642 S</b> ..007 653	650/425										
Serie 6 GC [F06]	05.12→	②	<b>A 642 S</b> ..007 653	650/425										
Serie 6 Gran Turismo [G32]	10.17→	③	<b>A 536 S</b> ..014 536	650/450										
Serie 7 [E38]	06.94-12.01	①						<b>367 S</b> ..001 367	600/625					
[E65;E66]	11.01-10.08	①						<b>814 S</b> ..001 814	625/625					
[F01;F02;F04]	11.08→	②	KUR <b>A 523 S</b> ..007 523	650/450										
[G11;G12]	09.15→	③	<b>A 309 S</b> ..007 309	650/475										
		WW	<b>AM 467 S</b> ..007 467	650/475										
Serie 8 [G15]	11.18→	③	<b>A 543 S</b> ..014 543	650/425										
X1 [E84]	10.09-06.15	⑥	<b>A 010 S</b> ..014 010	600/450		<b>AF 187</b> ..014 223	600/450					⑥ <b>A 334 H</b> ..016 387	330	
		WW	<b>AM 462 S</b> ..007 462	600/475								WW ⑥ <b>A 333 H</b> ..008 995	330	
[F48]	10.15→	③	<b>A 945 S</b> ..007 945	650/400								<b>A 332 H</b> ..008 635	330	



			AEROTWIN		AEROFIT		TWIN SPOILER		TWIN		REAR	
			Set	Set	Set	Set	Set	Set				
3 397...												
X2 [F39]	01.18→	⑫	A 494 S ..014 494	600/500							A 332 H ..008 635	330
X3 [E83]	01.04-08.10	①	AR 551 S ..118 905	550/500	KUR	AF 532 ..014 190	530/500	551 S ..118 423	550/500	551 ..118 422	H 351 ..004 559	350
[F25]	10.10-08.17	②	A 953 S ..118 953	650/500							APE A 330 H ..008 006	330
			KUR, WW AM 467 S ..007 467	650/475								
[G01]	11.17→	⑩	A 322 S ..014 422	650/500							KUR A 283 H ..016 466	280
											WW, APE, KUR A 281 H ..008 045	280
X4 [F26]	06.14→	②	A 953 S ..118 953	650/500								
			KUR, WW AM 467 S ..007 467	650/475								
[G02]	06.18→	⑩	A 322 S ..014 422	650/500								
X5 [E53]	03.99-06.02	①	FFB AR 801 S ..118 996	600/530				608 S ..118 308	600/550	608 ..118 307	① H 425 ..004 561	425
	07.02-10.06	①	FFB AR 801 S ..118 996	600/530				608 S ..118 308	600/550	608 ..118 307	① H 420 ..004 758	425
[E70]	11.06-09.11	②	A 970 S ..118 970	600/500	KUR	AF 462 ..014 224	600/475				A 380 H ..008 050	380
			KUR, WW AM 462 S ..007 462	600/475								
	10.11-06.13	③	A 296 S ..007 296	600/500	KUR	AF 462 ..014 224	600/475				A 380 H ..008 050	380
			KUR, WW AM 462 S ..007 462	600/475								
[F15;F85]	11.13-08.18	①	AR 614 S ..014 271	600/500				KUR 607 S ..118 306	600/475		H 306 ..011 432	300
[G05]	10.18→	③	A 088 S ..007 088	650/500							A 351 H ..008 192	350
X6 [E71;E72]	03.08-09.11	②	A 970 S ..118 970	600/500	KUR	AF 462 ..014 224	600/475					
			KUR, WW AM 462 S ..007 462	600/475								
	10.11-06.14	③	A 296 S ..007 296	600/500	KUR	AF 462 ..014 224	600/475					
			KUR, WW AM 462 S ..007 462	600/475								
[F16;F86]	11.14→	①	AR 614 S ..014 271	600/500				KUR 607 S ..118 306	600/475			
X7 [G07]	03.19→	③	A 088 S ..007 088	650/500							A 401 H ..008 047	400
Z3 [E36/7]	03.95-09.02	①	AR 480 S ..118 900	475/475		AF 480 ..009 848	475/475	480 S ..118 541	475/475	480 ..118 540		
Z3 Coupé [E36/8]	09.97-06.02	①	AR 480 S ..118 900	475/475		AF 480 ..009 848	475/475	480 S ..118 541	475/475	480 ..118 540	① H 282 ..011 802	280
											WW ① H 280 ..018 802	280
Z4 [E85]	10.02-07.07	①						532 S ..118 404	530/500			
[E89]	04.09-08.16	①						BGO 583 S ..001 583	530/530			





◀ BMW			3 397...											
Z4 [G29]	12.19→	⑥	<b>A 290 S</b> ..007 290	550/530										
Z4 Coupé [E86]	03.06-07.07	①						<b>532 S</b> ..118 404	530/500					

**CADILLAC**

ATS	09.12→	①	<b>AR 728 S</b> ..118 904	550/475	<b>AF 554</b> ..014 192	550/475	KUR	<b>531 S</b> ..118 403	530/450	<b>531</b> ..118 402	530/450			
BLS	10.05-01.08	①						ZE	<b>575 S</b> ..118 451	575/575	<b>575 U</b> ..011 351	575		
	02.08-08.10	⑥	<b>A 416 S</b> ..007 416	600/575										
BLS Wagon	10.07-08.10	⑥	<b>A 416 S</b> ..007 416	600/575									<b>H 304</b> ..004 990	300
CTS	09.02-09.07	①	<b>AR 550 S</b> ..118 906	550/530				KUR	<b>530 S</b> ..118 401	530/530	<b>530</b> ..118 400	530/530		
	09.07-08.10	①	<b>AR 728 S</b> ..118 904	550/475	<b>AF 554</b> ..014 192	550/475					<b>727</b> ..001 727	550/475		
Escalade	09.01-08.06	①	<b>AR 550 S</b> ..118 906	550/530					<b>550 S</b> ..118 421	550/550	<b>550</b> ..118 420	550/550		
	09.06-08.08	⑥	<b>A 969 S</b> ..118 969	550/550										
	09.09-08.13	①	<b>AR 550 S</b> ..118 906	550/530					<b>550 S</b> ..118 421	550/550	<b>550</b> ..118 420	550/550		
SRX	09.03-08.09	①	<b>AR 550 S</b> ..118 906	550/530				KUR			<b>551</b> ..118 422	550/500	① <b>H 341</b> ..004 755	340
													WW ① <b>H 340</b> ..004 754	340
	09.09→	③	KUR <b>A 414 S</b> ..007 414	650/400										
STS	09.04-08.10	⑥	KUR <b>A 290 S</b> ..007 290	550/530										
STS-V	09.05-08.09	⑥	KUR <b>A 290 S</b> ..007 290	550/530										
XT5	09.16→	①	<b>AR 606 S</b> ..118 910	600/500										

**CHEVROLET**

Aveo [KL1S,T250/T255]	02.06-12.11	①	<b>AR 552 S</b> ..118 984	550/400	<b>AF 552</b> ..014 191	550/400				<b>552</b> ..010 405	550/400			
[KL1T,T300]	06.11-12.17	⑥	<b>AM 466 S</b> ..007 466	650/380	<b>AF 466</b> ..014 225	650/380								
Aveo Hatchback [KL1S,T250/T255]	02.06-12.11	①	<b>AR 552 S</b> ..118 984	550/400	<b>AF 552</b> ..014 191	550/400				<b>552</b> ..010 405	550/400	① <b>H 382</b> ..011 412	380	
[KL1T,T300]	06.11-12.17	⑥	<b>AM 466 S</b> ..007 466	650/380	<b>AF 466</b> ..014 225	650/380						<b>H 801</b> ..004 801	260	
Camaro Convertible	02.13→	①	<b>AR 801 S</b> ..118 996	600/530					<b>611 S</b> ..010 300	600/530	<b>543</b> ..001 543	600/530		
Camaro Coupe	09.09→	①	<b>AR 801 S</b> ..118 996	600/530					<b>611 S</b> ..010 300	600/530	<b>543</b> ..001 543	600/530		
Captiva [KL1C,C100]	10.06-02.11	①	<b>AR 601 S</b> ..118 907	600/400	<b>AF 601</b> ..014 193	600/400			<b>601 S</b> ..010 297	600/400	<b>612</b> ..010 413	600/400	<b>H 308</b> ..011 628	300
[KL1C,C140]	04.11→	①	<b>AR 601 S</b> ..118 907	600/400	<b>AF 601</b> ..014 193	600/400			<b>601 S</b> ..010 297	600/400	<b>612</b> ..010 413	600/400	<b>H 308</b> ..011 628	300





3 397...

Model	Date	Icon	AEROTWIN Set		AEROFIT Set		TWIN SPOILER Set		TWIN Set		REAR	
			Part	Code	Part	Code	Part	Code	Part	Code	Part	Code
Cobalt	01.13→	①	AR 653 S	650/400					653	650/400		
			..118 911						..118 324			
Corsa Utility	03.10→	①					502 S	500/450	502	500/450		
							..118 564		..118 563			
Corvette Coupé	01.97-08.03	①					575 S	575/575	575 U	575		
							..118 451		..011 351			
Cruze [KL1J,J300]	05.09→	①	AR 291 S	600/450			291 S	600/450				
			..007 995				..010 291					
Cruze Hatchback [KL1J,J305]	07.11→	①	AR 291 S	600/450			291 S	600/450			H 358	350
			..007 995				..010 291				..011 668	
Cruze Station Wagon [KL1J,J308]	07.12→	①	AR 291 S	600/450			291 S	600/450				
			..007 995				..010 291					
Epica [V250]	06.06-12.11	①	AR 551 S	550/500			551 S	550/500	551	550/500		
			..118 905				..118 423		..118 422			
Evanda [KL1L,V200]	02.03-09.06	①	AR 551 S	550/500			551 S	550/500	551	550/500		
			..118 905				..118 423		..118 422			
HHR	02.08-05.09	①	AR 450 S	450/450			450 S	450/450	450	450/450		
			..118 994				..118 506		..118 505			
Impala	09.99-08.05	①					575 S	575/575	575 U	575		
							..118 451		..011 351			
Kalos [KL1S,T200]	02.05-08.06	①	AR 552 S	550/400	AF 552	550/400			552	550/400		
			..118 984		..014 191				..010 405			
Kalos Hatchback [KL1S,T200]	02.05-04.08	①	AR 552 S	550/400	AF 552	550/400			552	550/400	① H 380	380
			..118 984		..014 191				..010 405		..004 756	
Lacetti [KL1N,J200]	02.05-04.13	①	AR 728 S	550/475	AF 554	550/475	728 S	550/475	727	550/475	① H 420	425
			..118 904		..014 192		..001 728		..001 727		..004 758	
Lanos	01.04→	①	AR 480 S	475/475	AF 480	475/475	480 S	475/475	480	475/475	① H 480	475
			..118 900		..009 848		..118 541		..118 540		..004 759	
Malibu [KL1G,V300]	03.12-12.15	①	AR 607 S	600/475	AF 607	600/475	607 S	600/475				
			..118 909		..014 195		..118 306					
Matiz [KL1K,M200]	02.05-12.10	①	AR 553 S	550/340	KUR AF 535	530/340			553	550/340	H 314	300
			..007 589		..014 488				..010 274		..015 100	
Niva	09.02→	①					500 S	500/500	500	500/500		
							..118 561		..118 560			
Nubira [KL1N,J200]	02.05-04.13	①	AR 728 S	550/475	AF 554	550/475	728 S	550/475	727	550/475		
			..118 904		..014 192		..001 728		..001 727			
Nubira Station Wagon [KL1N,J200]	02.05-04.13	①	AR 728 S	550/475	AF 554	550/475	728 S	550/475	727	550/475		
			..118 904		..014 192		..001 728		..001 727			
Optra [J200]	09.02-12.14	①	AR 728 S	550/475	AF 554	550/475	728 S	550/475	727	550/475		
			..118 904		..014 192		..001 728		..001 727			
Optra Hatchback [J200]	09.02-12.14	①	AR 728 S	550/475	AF 554	550/475	728 S	550/475	727	550/475	① H 420	425
			..118 904		..014 192		..001 728		..001 727		..004 758	
Orlando	10.10→	①	AR 607 S	600/475	AF 607	600/475	607 S	600/475				
			..118 909		..014 195		..118 306					
Prizm	01.89-08.02	①	AR 502 S	500/450	AF 502	500/450	502 S	500/450	502	500/450		
			..118 995		..014 187		..118 564		..118 563			
Rezzo [KL1U,U100]	02.05-05.09	①	AR 604 S	600/450	AF 604	600/450	607 S	600/475			① H 380	380
			..118 908		..014 194		..118 306				..004 756	
Spark [KL1K,M200]	02.05-12.10	①	AR 553 S	550/340	KUR AF 535	530/340			553	550/340	H 314	300
			..007 589		..014 488				..010 274		..015 100	
[M300]	12.09→	①	KUR AR 553 S	550/340			578 S	575/360	577	575/380	H 316	300
			..007 589				..010 404		..010 298		..015 103	
Tahoe	09.06-12.06	⑥	A 969 S	550/550							H 300	300
			..118 969								..004 628	
	12.06-08.08	⑥	A 969 S	550/550								
			..118 969									





			AEROTWIN Set		AEROFIT Set		TWIN SPOILER Set		TWIN Set		REAR	
			?	↗ ↘	↗ ↘	↗ ↘	↗ ↘	↗ ↘	?	↗ ↘	↗ ↘	
<b>CHEVROLET</b>		3 397...										
TrailBlazer	09.01-08.09	①	AR 550 S ..118 906	550/530				550 S ..118 421	550/550	550 ..118 420	550/550	
Trans Sport	09.96→	①	AR 609 S ..009 776	600/600						603 ..118 301	600/600	
Trax	11.12→	③	A 583 S ..007 583	650/340	AF 583 ..014 491	650/340						① H 251 ..011 813
Volt [1G1]	11.11-12.14	③	A 636 S ..007 636	650/650								

**CHRYSLER**

300 [LX]	09.04-08.10	①						550 S ..118 421	550/550	550 ..118 420	550/550	
300C [LX]	09.04-08.09	①						550 S ..118 421	550/550	550 ..118 420	550/550	
[LE]	10.04-08.10	①						550 S ..118 421	550/550	550 ..118 420	550/550	
300C Touring [LE]	10.04-08.10	①						550 S ..118 421	550/550	550 ..118 420	550/550	
300M [LH]	09.98-12.04	①	AR 607 S ..118 909	600/475	AF 607 ..014 195	600/475	KUR 607 S ..118 306	600/475				
Crossfire [ZH]	09.03-08.08	①	AR 551 S ..118 905	550/500						551 ..118 422	550/500	
Grand Voyager [RS]	09.07-11.09	①	AR 701 S ..007 706	650/500						701 ..118 202	650/500	H 402 ..004 632
	12.09→	①	AR 701 S ..007 706	650/500						701 ..118 202	650/500	① H 403 ..011 592
Neon [PL]	09.99-12.05	①	AR 728 S ..118 904	550/475	AF 554 ..014 192	550/475	728 S ..001 728	550/475	727 ..001 727		550/475	
PT Cruiser [PT]	06.00-12.10	①	AR 532 S ..118 986	530/500	AF 532 ..014 190	530/500	530 S ..118 401	530/530	530 ..118 400		530/530	① H 400 ..004 757
PT Cruiser Cabrio [PT]	09.00-12.10	①	AR 532 S ..118 986	530/500	AF 532 ..014 190	530/500	530 S ..118 401	530/530	530 ..118 400		530/530	
Sebring [JR]	09.00-08.06	①	AR 550 S ..118 906	550/530			550 S ..118 421	550/550	550 ..118 420		550/550	
[JS]	09.06→	①	KUR AR 801 S ..118 996	600/530								
Sebring Convertible [JR]	01.01-09.09	①	AR 550 S ..118 906	550/530			550 S ..118 421	550/550	550 ..118 420		550/550	
[JS]	09.06→	①	KUR AR 801 S ..118 996	600/530								
Stratus [JA]	08.95-04.01	①	AR 550 S ..118 906	550/530			550 S ..118 421	550/550	550 ..118 420		550/550	
Stratus Cabrio [JA]	08.95-04.01	①	AR 550 S ..118 906	550/530			550 S ..118 421	550/550	550 ..118 420		550/550	
Town & Country	09.10-08.16	①	AR 701 S ..007 706	650/500						701 ..118 202	650/500	
Voyager [RS]	09.99-12.08	①	KUR AR 651 S ..118 913	650/650			KUR			650 ..118 320	650/650	H 400 ..004 757
[RG]	09.00-12.07	①	KUR AR 651 S ..118 913	650/650			KUR			650 ..118 320	650/650	H 403 ..011 592
[RT]	01.08-11.09	①	AR 701 S ..007 706	650/500						701 ..118 202	650/500	KWB H 402 ..004 632
	12.09→	①	AR 701 S ..007 706	650/500						701 ..118 202	650/500	① H 403 ..011 592





3 397...

CITROEN															
<b>Berlingo</b> [M49]	07.96-11.02	①	<b>AR 550 S</b> ..118 906	550/530							<b>550</b> ..118 420	550/550	MGT ①	<b>H 341</b> ..004 755	340
[M59]	11.02-10.11	①	<b>AR 550 S</b> ..118 906	550/530							<b>550</b> ..118 420	550/550	MHK ①	<b>H 400</b> ..004 757	400
[B9]	05.08→	③	<b>A 414 S</b> ..007 414	650/400	<b>AF 468</b> ..014 226	650/400								<b>H 353</b> ..004 631	350
			WW <b>AM 468 S</b> ..014 122	650/400											
[K9]	07.18→	③	<b>A 543 S</b> ..014 543	650/425										<b>H 353</b> ..004 631	350
<b>C 15</b>	07.87-12.05	①	<b>AR 450 U</b> ..008 933	450							<b>450 U</b> ..004 581	450	①	<b>H 400</b> ..004 757	400
<b>C1 I</b> [B0]	06.05-12.14	①									<b>651 U</b> ..011 641	650		<b>H 300</b> ..004 628	300
<b>C1 II</b> [B4]	02.14→	⑥	<b>A 650 U</b> ..013 532	650										<b>H 309</b> ..011 630	300
<b>C2</b> [A6]	09.03-12.09	①	<b>AR 604 S</b> ..118 908	600/450	<b>AF 604</b> ..014 194	600/450	<b>604 S</b> ..118 303	600/450						<b>H 840</b> ..004 802	290
<b>C3 Aircross</b> [A88]	06.17→	③	<b>A 945 S</b> ..007 945	650/400										<b>H 210</b> ..015 445	210
<b>C3 I</b> [A8,A31]	01.02-12.09	①	<b>AR 604 S</b> ..118 908	600/450	<b>AF 604</b> ..014 194	600/450	<b>604 S</b> ..118 303	600/450						<b>H 353</b> ..004 631	350
<b>C3 II</b> [A51]	09.09-12.16	⑦	<b>A 422 S</b> ..007 422	650/400										<b>H 301</b> ..004 629	300
<b>C3 III</b> [B618]	07.16→	③	<b>A 414 S</b> ..007 414	650/400	<b>AF 468</b> ..014 226	650/400								<b>H 840</b> ..004 802	290
			WW <b>AM 468 S</b> ..014 122	650/400											
<b>C3 Picasso</b> [A58]	02.09-03.10	③	<b>A 295 S</b> ..007 295	600/400	KUR <b>AF 295</b> ..014 220	600/380								<b>H 840</b> ..004 802	290
	04.10→	⑦	<b>A 116 S</b> ..007 116	600/400	<b>AF 116</b> ..014 222	600/400								<b>H 840</b> ..004 802	290
<b>C3-Pluriel</b> [A42]	05.03-10.12	①	KUR <b>AR 531 S</b> ..118 901	530/450	KUR <b>AF 531</b> ..014 189	530/450	KUR <b>531 S</b> ..118 403	530/450	<b>531</b> ..118 402	530/450					
<b>C4 Aircross</b>	03.12→	①	<b>AR 801 S</b> ..118 996	600/530					<b>611 S</b> ..010 300	600/530	<b>543</b> ..001 543	600/530		<b>H 250</b> ..011 629	250
<b>C4 Cactus</b> [E3]	02.14→	⑦	SDV <b>A 199 S</b> ..014 199	650/425										<b>H 240</b> ..011 677	240
<b>C4 Coupé</b> [B5]	11.04-07.10	⑥	<b>A 965 S</b> ..118 965	700/600	<b>AF 965</b> ..014 492	700/600								<b>H 181</b> ..015 447	180
<b>C4 I</b> [B5]	11.04-11.12	⑥	<b>A 965 S</b> ..118 965	700/600	<b>AF 965</b> ..014 492	700/600								<b>H 304</b> ..004 990	300
<b>C4 II</b> [B71]	09.10→	③	<b>A 120 S</b> ..007 120	750/650	<b>AF 120</b> ..014 493	750/650								<b>H 840</b> ..004 802	290
<b>C4 L</b>	12.11→	③	<b>A 120 S</b> ..007 120	750/650	<b>AF 120</b> ..014 493	750/650									
<b>C4 Picasso I</b> [B58]	02.07-03.08	②	<b>A 313 S</b> ..007 313	800/750										<b>H 351</b> ..004 559	350
	04.08-12.13	⑦	<b>A 428 S</b> ..007 428	800/750										<b>H 351</b> ..004 559	350
<b>C4 Picasso II</b> [B78]	02.13-07.16	③	<b>A 944 S</b> ..007 944	800/750										<b>H 351</b> ..004 559	350





◀ CITROEN

3 397...

Model	Period	Notes	Part	Width	Part	Width	Part	Width	Part	Width	Part	Width
C4 Picasso II [B78]	08.16→	③	A 865 S	800/700							H 351	350
			..007 865									..004 559
			KUR, A 501 S	800/680								
			WW ..007 501									
C4 Sedan [B5]	07.06-11.12	⑥	A 965 S	700/600	AF 965	700/600						
			..118 965		..014 492							
C4 Spacetourer [B78]	04.18→	③	A 865 S	800/700							H 351	350
			..007 865								..004 559	
			KUR, A 501 S	800/680								
			WW ..007 501									
C5 [X4]	03.01-03.03	①	AR 813 S	650/450				803	650/450		H 502	500
			..118 912					..001 803		..004 633		
	04.03-11.03	①	AR 813 S	650/450				803	650/450		H 402	400
			..118 912					..001 803		..004 632		
	12.03-09.04	②	A 951 S	650/475							H 402	400
			..118 951								..004 632	
[X3]	10.04-03.08	②	A 951 S	650/475						WOB	A 401 H	400
			..118 951								..008 047	
[X7]	04.08-12.18	⑥	A 256 S	700/550	AF 256	700/550						
			..007 256		..014 230							
C5 Aircross	11.18→	③	A 557 S	700/400								
			..007 557									
C5 Break [X4]	06.01-11.03	①	AR 813 S	650/450				803	650/450		H 840	290
			..118 912					..001 803		..004 802		
	12.03-09.04	②	A 951 S	650/475							H 840	290
			..118 951							..004 802		
[X3]	10.04-03.08	②	A 951 S	650/475							H 840	290
			..118 951								..004 802	
C5 Tourer [X7]	04.08-12.17	⑥	A 256 S	700/550	AF 256	700/550					A 250 H	250
			..007 256		..014 230						..008 056	
C6 [X6]	11.05-12.12	②	A 976 S	700/700								
			..118 976									
C8 [V3]	06.02-07.05	①	SDV AR 657 S	650/650		SDV 657 S	650/650				H 353	350
			..009 777			..118 334					..004 631	
	08.05-07.14	①	AR 651 S	650/650				650	650/650		H 353	350
			..118 913					..118 320		..004 631		
C-Crosser [I4]	09.07-01.13	①	AR 801 S	600/530			611 S	600/530	543	600/530	H 306	300
			..118 996				..010 300		..001 543		..011 432	
C-Elysée	09.12→	⑦	A 116 S	600/400	AF 116	600/400						
			..007 116		..014 222							
C-Zero	10.10→	①	AR 70 N	700					700 U	700	H 306	300
			..008 845						..004 489		..011 432	
DS3 [A55]	11.09-04.15	⑦	A 116 S	600/400	AF 116	600/400					H 840	290
			..007 116		..014 222						..004 802	
DS3 Cabrio [A56]	07.12-04.15	⑦	A 116 S	600/400	AF 116	600/400						
			..007 116		..014 222							
DS4 [B75]	03.11-09.15	③	A 120 S	750/650	AF 120	750/650					H 181	180
			..007 120		..014 493						..015 447	
DS5 [B81]	09.11-04.15	③	KUR A 641 S	725/625								
			..007 644									
Evasion [U60]	06.94-07.02	①	AR 701 S	650/500			813 S	650/475	701	650/500	H 400	400
			..007 706				..001 813		..118 202		..004 757	
Grand C4 Picasso I [B58]	10.06-03.08	②	A 313 S	800/750							H 351	350
			..007 313								..004 559	
	04.08-12.13	⑦	A 428 S	800/750							H 351	350
			..007 428								..004 559	
Grand C4 Picasso II [B78]	02.13-07.16	③	A 944 S	800/750							H 283	280
			..007 944								..011 812	



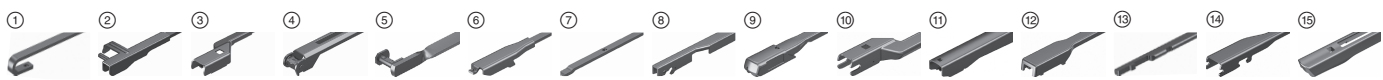


3 397...

Model	Period	Code	Part	Size	Part	Size	Part	Size	Part	Size	Part	Size	Part	Size
Grand C4 Picasso II [B78]	08.16→	③	A 865 S	800/700									H 283	280
			..007 865											..011 812
Grand C4 Spacetourer [B78]	04.18→	③	KUR, A 501 S	800/680										
			WW ..007 501											
Jumper [23, U5]	02.94-05.06	①	AR 550 S	550/530			550 S	550/550	550	550/550				
			..118 906			..118 421		..118 420						
[U9]	06.06→	③	A 225 S	650/550										
			..007 225											
Jumpy [U64]	10.95-01.07	①	AR 701 S	650/500					701	650/500				
			..007 706					..118 202						
[G9]	02.07-01.17	①	KUR AR 701 S	650/500			706 S	700/500	701	650/500	MGT	H 353	350	
			..007 706			..010 301		..118 202				MHK	H 412	400
											MHK, H 403	400		
											WW, APE ..011 592			
[K0]	03.16→	⑦	KUR A 426 S	650/475							MGT	H 840	290	
			..007 426									MHK	H 353	350
											..004 631			
Nemo [A9]	02.08→	⑦	A 426 S	650/475								H 371	370	
			..007 426									..011 953		
Saxo [S8]	10.99-09.03	①	AR 502 S	500/450	AF 502	500/450	502 S	500/450	502	500/450		H 353	350	
			..118 995		..014 187		..118 564		..118 563			..004 631		
SpaceTourer [K0]	03.16→	⑦	KUR A 426 S	650/475							MGT	H 840	290	
			..007 426									MHK	H 353	350
											..004 631			
Xantia [X2]	10.97-12.01	①	AR 606 S	600/500			607 S	600/475			①	H 450	450	
			..118 910				..118 306					..004 763		
Xantia Break [X2]	12.99-12.01	①	AR 606 S	600/500			607 S	600/475				H 353	350	
			..118 910				..118 306					..004 631		
Xsara [N6, N7]	07.97-12.05	①	AR 551 S	550/500	KUR AF 532	530/500	551 S	550/500	551	550/500	①	H 450	450	
			..118 905		..014 190		..118 423		..118 422			..004 763		
Xsara Break [N6, N7]	10.97-03.10	①	AR 551 S	550/500	KUR AF 532	530/500	551 S	550/500	551	550/500		H 402	400	
			..118 905		..014 190		..118 423		..118 422			..004 632		
Xsara Coupé [N6, N7]	07.97-12.05	①	AR 551 S	550/500	KUR AF 532	530/500	551 S	550/500	551	550/500	①	H 450	450	
			..118 905		..014 190		..118 423		..118 422			..004 763		
Xsara Picasso [N68]	01.00-09.05	①	AR 651 S	650/650					650	650/650		H 402	400	
			..118 913					..118 320				..004 632		
	10.05-04.10	②	A 079 S	650/650	AF 948	650/650						H 402	400	
			..007 079		..009 111							..004 632		

DACIA

Dokker [FE/KE]	07.12-05.15	①	AR 552 S	550/400	AF 552	550/400			552	550/400	L26	H 801	260
			..118 984		..014 191				..010 405			..004 801	
	06.15→	⑫	A 109 S	550/400							L29	H 840	290
			..014 215									..004 802	
Duster [HS]	10.09-05.12	①	AR 500 S	500/500	AF 500	500/500			500	500/500	L30	H 301	300
			..009 081		..009 110				..118 560			..004 629	
	06.12-10.14	①	AR 500 S	500/500	AF 500	500/500			500	500/500	L34	H 353	350
			..009 081		..009 110				..118 560			..004 631	





◀ DACIA

3 397...

Model	Period	Notes	AR 604 S Set	AF 604 Set	604 S Set	552 Set	551 Set	H 840 Set	H 400 Set	450 S Set	500 S Set	552 Set	551 Set	H 840 Set	H 400 Set
Duster [HS]	11.14-11.16	①	AR 604 S ..118 908	AF 604 ..014 194	604 S ..118 303				L34					H 353 ..004 631	350
	12.16-05.18	⑫	A 312 S ..014 312						L34					H 353 ..004 631	350
[HM]	01.18→	⑦	A 173 S ..014 173											H 840 ..004 802	290
Lodgy	03.12-04.15	①	AR 552 S ..118 984	AF 552 ..014 191			552 ..010 405	550/400						H 840 ..004 802	290
	05.15→	⑫	A 109 S ..014 215											H 840 ..004 802	290
Logan I [LS]	07.04-12.15	①	AR 500 S ..009 081	AF 500 ..009 110			500 ..118 560	500/500							
Logan II [L8]	08.12-02.15	①	AR 551 S ..118 905	KUR AF 532 ..014 190	530/500		551 ..118 422	550/500							
	03.15→	⑦	A 173 S ..014 173												
Logan MCV I [KS/FS]	01.07-12.15	①	AR 500 S ..009 081	AF 500 ..009 110			500 ..118 560	500/500						H 353 ..004 631	350
Logan MCV II [K8]	03.13-02.15	①	AR 551 S ..118 905	KUR AF 532 ..014 190	530/500		551 ..118 422	550/500						H 840 ..004 802	290
	03.15→	⑦	A 173 S ..014 173											H 840 ..004 802	290
Logan Pick-Up [US]	01.07-12.15	①	AR 500 S ..009 081	AF 500 ..009 110			500 ..118 560	500/500							
Sandero I [BS]	06.08-12.15	①	AR 500 S ..009 081	AF 500 ..009 110			500 ..118 560	500/500						H 402 ..004 632	400
Sandero II [B8]	08.12-02.15	①	AR 551 S ..118 905	KUR AF 532 ..014 190	530/500		551 ..118 422	550/500						H 840 ..004 802	290
	03.15→	⑦	A 173 S ..014 173											H 840 ..004 802	290
Serie 1300	01.79-06.04	①					400 ..118 610	400/400	①					H 400 ..004 757	400
Solenza	04.03-04.05	①	AR 450 S ..118 994			450 S ..118 506	450 ..118 505	450/450							
Super Nova	10.00-09.03	①	AR 500 S ..009 081			500 S ..118 561	500 ..118 560	500/500							

DAEWOO

Cielo	08.94-03.01	①	AR 450 S ..118 994			450 S ..118 506	450 ..118 505	450/450							
Evanda	03.03-01.05	①	AR 551 S ..118 905			551 S ..118 423	551 ..118 422	550/500							
Gentra	09.05-02.11	①	AR 728 S ..118 904	AF 554 ..014 192	550/475	728 S ..001 728	727 ..001 727	550/475							
Kalos [KLAS]	09.02-01.05	①	AR 552 S ..118 984	AF 552 ..014 191	550/400		552 ..010 405	550/400							
Kalos Hatchback [KLAS]	09.02-01.05	①	AR 552 S ..118 984	AF 552 ..014 191	550/400		552 ..010 405	550/400	①					H 380 ..004 756	380
Lacetti [KLAN]	03.04-01.05	①	AR 728 S ..118 904	AF 554 ..014 192	550/475	728 S ..001 728	727 ..001 727	550/475	①					H 450 ..004 763	450
Lanos [KLAT]	11.96-09.03	①	AR 480 S ..118 900	AF 480 ..009 848	475/475	480 S ..118 541	480 ..118 540	475/475							
Lanos Hatchback [KLAT]	11.96-09.03	①	AR 480 S ..118 900	AF 480 ..009 848	475/475	480 S ..118 541	480 ..118 540	475/475	①					H 480 ..004 759	475
Leganza [KLA V, V100]	03.97-12.02	①	AR 551 S ..118 905			551 S ..118 423	551 ..118 422	550/500							





3 397...

<b>Matiz</b> [KLYA, M100]	04.98-01.05	①	<b>AR 534 S</b> ..007 503	530/380	<b>AF 534</b> ..014 188	530/380			<b>534</b> ..010 271	530/380	①	<b>H 341</b> ..004 755	340
<b>Matiz Creative</b>	09.09-08.15	①	<b>AR 553 S</b> ..007 589	550/340					<b>577</b> ..010 298	575/380			
<b>Nexia</b>	01.95→	①	<b>AR 450 S</b> ..118 994	450/450			<b>450 S</b> ..118 506	450/450	<b>450</b> ..118 505	450/450	①	<b>H 450</b> ..004 763	450
<b>Nubira</b> [KLAN, J200]	10.99-01.05	①	<b>AR 728 S</b> ..118 904	550/475	<b>AF 554</b> ..014 192	550/475	<b>728 S</b> ..001 728	550/475	<b>727</b> ..001 727	550/475			
<b>Nubira Station Wagon</b> [KLAN, J200]	08.99-01.05	①	<b>AR 728 S</b> ..118 904	550/475	<b>AF 554</b> ..014 192	550/475	<b>728 S</b> ..001 728	550/475	<b>727</b> ..001 727	550/475			
<b>Rezzo</b> [KLAU]	09.00-01.05	①	<b>AR 604 S</b> ..118 908	600/450	<b>AF 604</b> ..014 194	600/450	<b>607 S</b> ..118 306	600/475			①	<b>H 380</b> ..004 756	380
<b>Sens</b> [TF698]	01.02→	①	<b>AR 480 S</b> ..118 900	475/475	<b>AF 480</b> ..009 848	475/475	<b>480 S</b> ..118 541	475/475	<b>480</b> ..118 540	475/475			
<b>Tico</b> [KLY3]	06.91-01.05	①	<b>AR 400 U</b> ..008 932	400					<b>400</b> ..118 610	400/400	①	<b>H 341</b> ..004 755	340
											WW ①	<b>H 340</b> ..004 754	340

**DAIHATSU**

<b>Charade</b> [NSP90]	03.11→	①	<b>AR 605 S</b> ..007 504	600/340	<b>AF 605</b> ..014 489	600/340			<b>605</b> ..010 270	600/340		<b>H 304</b> ..004 990	300
<b>Cuore</b> [L7]	10.98-03.03	①					FAS		<b>450 U</b> ..004 581	450	KUR ①	<b>H 282</b> ..011 802	280
							BEI		<b>380 U</b> ..011 353	380	KUR, ① WW	<b>H 280</b> ..018 802	280
[L2]	03.03→	①					FAS		<b>530 U</b> ..004 584	530		<b>H 309</b> ..011 630	300
							BEI		<b>H 282</b> ..011 802	280			
<b>Gran Move</b> [G3]	11.96-07.02	①	<b>AR 533 S</b> ..118 902	530/475	<b>AF 531</b> ..014 189	530/450	<b>533 S</b> ..118 406	530/475	<b>533</b> ..118 405	530/475	①	<b>H 341</b> ..004 755	340
											WW ①	<b>H 340</b> ..004 754	340
<b>Hijet Pick-up</b>	12.92→	①	<b>AR 400 U</b> ..008 932	400					<b>400</b> ..118 610	400/400			
<b>Hijet Van</b>	12.92→	①	<b>AR 400 U</b> ..008 932	400					<b>400</b> ..118 610	400/400			
<b>Materia</b>	09.06→	①	<b>AR 503 S</b> ..118 993	500/475	<b>AF 502</b> ..014 187	500/450			<b>503</b> ..118 565	500/475		<b>H 309</b> ..011 630	300
<b>Move</b>	08.95-09.02	①					FAS		<b>420 U</b> ..011 354	425			
							BEI		<b>380 U</b> ..011 353	380			
<b>Rocky</b>	03.93-03.02	①							<b>400</b> ..118 610	400/400			
<b>Sirion I</b> [M1]	04.98-07.04	①	<b>AR 566 S</b> ..118 990	475/425			<b>481 S</b> ..118 543	475/450	<b>481</b> ..118 542	475/450	KUR ①	<b>H 282</b> ..011 802	280
											KUR, ① WW	<b>H 280</b> ..018 802	280
<b>Sirion II</b> [M3]	10.04→	①							<b>361</b> ..001 361	500/400		<b>H 352</b> ..011 430	350
<b>Terios</b> [J1]	03.97-12.05	①					FAS		<b>500 U</b> ..004 583	500	KUR ①	<b>H 282</b> ..011 802	280
							BEI		<b>380 U</b> ..011 353	380	KUR, ① WW	<b>H 280</b> ..018 802	280





◀ DAIHATSU

3 397...

<b>Terios</b> [J2]	01.06→	①	<b>AR 531 S</b> ..118 901	530/450	<b>AF 531</b> ..014 189	530/450	<b>531 S</b> ..118 403	530/450	<b>531</b> ..118 402	530/450	<b>H 307</b> ..011 429	300
<b>Trevis</b> [L6]	08.06→	①							<b>361</b> ..001 361	500/400		
<b>YRV</b> [M2]	08.00-07.05	①	<b>AR 553 S</b> ..007 589	550/340					<b>553</b> ..010 274	550/340	<b>H 309</b> ..011 630	300

**DODGE**

<b>Avenger</b> [JS]	09.07-08.11	①	KUR <b>AR 801 S</b> ..118 996	600/530								
<b>Caliber</b> [P3]	01.06-08.09	①	<b>AR 601 S</b> ..118 907	600/400	<b>AF 601</b> ..014 193	600/400	<b>601 S</b> ..010 297	600/400	<b>612</b> ..010 413	600/400	① <b>H 282</b> ..011 802	280
											WW ① <b>H 280</b> ..018 802	280
[PM]	09.06→	①	<b>AR 601 S</b> ..118 907	600/400	<b>AF 601</b> ..014 193	600/400			<b>612</b> ..010 413	600/400		
<b>Caravan</b> [NS]	09.94-08.03	①	<b>AR 651 S</b> ..118 913	650/650					<b>650</b> ..118 320	650/650	① <b>H 450</b> ..004 763	450
[RS]	09.00-08.07	①	<b>AR 651 S</b> ..118 913	650/650					<b>650</b> ..118 320	650/650	① <b>H 400</b> ..004 757	400
<b>Durango</b> [HB]	09.03-08.06	①	KUR <b>AR 701 S</b> ..007 706	650/500			KUR		<b>701</b> ..118 202	650/500		
[WD]	09.10-08.15	①	<b>AR 550 S</b> ..118 906	550/530			KUR <b>551 S</b> ..118 423	550/500			<b>H 307</b> ..011 429	300
<b>Grand Caravan</b> [RT]	09.07-11.09	①	<b>AR 701 S</b> ..007 706	650/500					<b>701</b> ..118 202	650/500	KWB <b>H 402</b> ..004 632	400
	12.09→	①	<b>AR 701 S</b> ..007 706	650/500					<b>701</b> ..118 202	650/500	① <b>H 403</b> ..011 592	400
<b>Journey</b> [JC]	09.08→	①	<b>AR 604 S</b> ..118 908	600/450	<b>AF 604</b> ..014 194	600/450	<b>604 S</b> ..118 303	600/450			<b>H 309</b> ..011 630	300
<b>Magnum</b> [LX]	09.04-08.08	①	<b>AR 550 S</b> ..118 906	550/530			<b>550 S</b> ..118 421	550/550	<b>550</b> ..118 420	550/550		
<b>Nitro</b> [KA]	09.06-08.11	①	<b>AR 480 S</b> ..118 900	475/475	<b>AF 480</b> ..009 848	475/475	<b>480 S</b> ..118 541	475/475	<b>480</b> ..118 540	475/475		

**DR AUTOMOBILES**

<b>DR 6</b>	04.17→	①	KUR <b>AR 604 S</b> ..118 908	600/450	KUR <b>AF 604</b> ..014 194	600/450	KUR, FAS KUR, BEI		<b>600 U</b> ..004 586	600		
									<b>450 U</b> ..004 581	450		

**DS (CITROEN)**

<b>DS3</b> [A55]	05.15→	⑦	<b>A 116 S</b> ..007 116	600/400							<b>H 840</b> ..004 802	290
<b>DS3 Cabrio</b> [A56]	05.15→	⑦	<b>A 116 S</b> ..007 116	600/400								
<b>DS3 Crossback</b> [D34]	01.19→	③	<b>A 295 S</b> ..007 295	600/400	KUR <b>AF 295</b> ..014 220	600/380					<b>H 240</b> ..011 677	240
<b>DS4</b> [B75]	10.15→	③	<b>A 120 S</b> ..007 120	750/650							<b>H 181</b> ..015 447	180
<b>DS5</b> [B81]	02.15→	③	KUR <b>A 641 S</b> ..007 644	725/625								



			AEROTWIN		AEROFIT		TWIN SPOILER		TWIN		REAR	
			Set	Set	Set	Set	Set	Set	?	?	?	?
3 397...												
DS7	09.17→	③	A 557 S ..007 557	700/400							H 304 ..004 990	300
<b>E.GO</b>												
Life	05.18→	①	AR 552 S ..118 984	550/400	AF 552 ..014 191	550/400			552 ..010 405	550/400	KUR ① H 282 ..011 802	280
<b>FIAT</b>												
124 Spider [348]	03.16→	①	AR 451 S ..014 076	450/475			KUR		450 ..118 505	450/450		
			KUR AR 450 S ..118 994	450/450								
500 [312..]	07.07→	③	A 299 S ..007 299	600/340	AF 299 ..014 219	600/350					H 840 ..004 802	290
500 EV [CFF]	03.12→	①	AR 605 S ..007 504	600/340	AF 605 ..014 489	600/340			605 ..010 270	600/340		
500C [312..]	07.09→	③	A 299 S ..007 299	600/340	AF 299 ..014 219	600/350						
500L [199...CFA]	09.12→	③	A 432 S ..007 432	650/380	AF 466 ..014 225	650/380					H 840 ..004 802	290
			WW AM 466 S ..007 466	650/380								
500X [334]	11.14→	③	A 137 S ..014 137	650/360							H 840 ..004 802	290
			ORO, KUR A 583 S ..007 583	650/340								
Albea [172..]	01.02-12.12	①							576 ..118 452	575/450		
Barchetta [183..]	01.95-02.05	①	AR 480 S ..118 900	475/475	AF 480 ..009 848	475/475			480 ..118 540	475/475		
Brava [182..]	10.95-12.01	①	FFB AR 551 S ..118 905	550/500	FFB, KUR AF 532 ..014 190	530/500	FFB		551 ..118 422	550/500		
Bravo [182..]	10.95-09.01	①	FFB AR 551 S ..118 905	550/500	FFB, KUR AF 532 ..014 190	530/500	FFB		551 ..118 422	550/500	WGK Z 361 ..033 361	450
[198]	03.07-12.14	③	A 187 S ..007 187	600/450	AF 187 ..014 223	600/450					H 840 ..004 802	290
Croma [194..]	06.05-12.10	②	A 094 S ..007 094	625/425								
Doblo [223..]	07.00-08.16	①	KUR AR 531 S ..118 901	530/450	KUR AF 531 ..014 189	530/450	KUR	531 S ..118 403	530/450	531 ..118 402	WOB H 356 ..011 655	350
[263..]	02.10→	③	A 295 S ..007 295	600/400	KUR AF 295 ..014 220	600/380					MHK ⑥ A 381 H ..008 996	380
Doblo Cargo [223..]	07.00-12.10	①	KUR AR 531 S ..118 901	530/450	KUR AF 531 ..014 189	530/450	KUR	531 S ..118 403	530/450	531 ..118 402	WOB H 356 ..011 655	350
											MGT ① H 400 ..004 757	400
[263..]	02.10→	③	A 295 S ..007 295	600/400	KUR AF 295 ..014 220	600/380					MGT ① H 400 ..004 757	400
											MHK ⑥ A 381 H ..008 996	380
[223..]	12.10-08.16	①	KUR AR 531 S ..118 901	530/450	KUR AF 531 ..014 189	530/450	KUR	531 S ..118 403	530/450	531 ..118 402	WOB H 356 ..011 655	350
Ducato [230;231;232;234]	03.94-03.02	①	KUR AR 550 S ..118 906	550/530				550 S ..118 421	550/550	550 ..118 420		







FIAT

3 397...

Model	Date Range	Code	AEROTWIN Set		AEROFIT Set		TWIN SPOILER Set		TWIN Set		REAR		
			Part	Spec	Part	Spec	Part	Spec	Part	Spec	Part	Spec	
Ducato [243;244;245;247]	04.02-12.11	① KUR	AR 550 S ..118 906	550/530				550 S ..118 421	550/550	550 ..118 420	550/550		
[250;251;290]	06.06→	③	A 225 S ..007 225	650/550									
Egea	11.15→	③	A 414 S ..007 414	650/400	AF 468 ..014 226	650/400							
		WW	AM 468 S ..014 122	650/400									
Fiorino '07 [225..]	12.07→	⑦	A 426 S ..007 426	650/475							H 371 ..011 953	370	
Fiorino '93 [255..]	09.93-12.01	①	AR 450 U ..008 933	450					450 U ..004 581	450			
Freemont [JC]	06.11-12.15	①	AR 607 S ..118 909	600/475	AF 607 ..014 195	600/475	607 S ..118 306	600/475			H 309 ..011 630	300	
Fullback	05.16→	① KUR	AR 531 S ..118 901	530/450	KUR AF 531 ..014 189	530/450	KUR		531 ..118 402	530/450			
Grande Punto [199..]	10.05-12.11	⑥	AM 466 S ..007 466	650/380	AF 466 ..014 225	650/380					H 301 ..004 629	300	
Idea [350]	01.04-12.05	① FFB	AR 989 S ..118 989	575/400	FFB, AF 552 KUR ..014 191	550/400	FFB		601 ..118 304	575/400	WGK	Z 361 ..033 361	450
	01.06-03.08	① FAS	AR 575 U ..008 940	575					577 ..010 298	575/380	WGK	Z 361 ..033 361	450
		BEI	AR 380 U ..008 931	380									
	04.08-12.12	③	A 420 S ..007 420	575/380							WGK	Z 361 ..033 361	450
Linea [323]	03.07→	⑥	AM 466 S ..007 466	650/380	AF 466 ..014 225	650/380							
Marea [185..]	10.96-12.02	① FFB	AR 728 S ..118 904	550/475	FFB AF 554 ..014 192	550/475	FFB 728 S ..001 728	550/475	727 ..001 727	550/475	WGK	Z 361 ..033 361	450
Marengo [285..]	01.97-09.02	① FFB	AR 728 S ..118 904	550/475	FFB AF 554 ..014 192	550/475	FFB 728 S ..001 728	550/475	727 ..001 727	550/475	WGK	Z 361 ..033 361	450
Multipla [186..]	01.99-12.05	①	AR 801 S ..118 996	600/530					608 ..118 307	600/550	WGK	Z 361 ..033 361	450
	01.06-12.10	⑥	A 410 S ..007 410	600/550							WGK	Z 361 ..033 361	450
		KUR	A 966 S ..118 966	600/530									
Palio [178..]	03.98-12.11	①					FFB		576 ..118 452	575/450	WGK	Z 361 ..033 361	450
Palio Weekend [178..]	09.97-12.08	①							576 ..118 452	575/450	WGK	Z 361 ..033 361	450
Panda [141..]	01.93-09.03	①	AR 400 U ..008 932	400					400 U ..004 579	400	WGK	Z 361 ..033 361	450
[169..]	10.03-12.12	① FFB	AR 989 S ..118 989	575/400	FFB, AF 552 KUR ..014 191	550/400	FFB		601 ..118 304	575/400	WGK	Z 361 ..033 361	450
[312..]	02.12→	③	A 292 S ..007 292	600/380	AF 295 ..014 220	600/380						H 840 ..004 802	290
Punto [188..]	07.99-12.10	① FFB, KUR	AR 531 S ..118 901	530/450	FFB, AF 531 KUR ..014 189	530/450	KUR 531 S ..118 403	530/450	531 ..118 402	530/450	WGK	Z 361 ..033 361	450
[199..]	01.12→	⑥	AM 466 S ..007 466	650/380	AF 466 ..014 225	650/380						H 301 ..004 629	300
Punto Evo [199..]	10.09-12.12	⑥	AM 466 S ..007 466	650/380	AF 466 ..014 225	650/380						H 301 ..004 629	300
Punto Grande [199..]	10.05-12.11	⑥	AM 466 S ..007 466	650/380	AF 466 ..014 225	650/380						H 301 ..004 629	300
Punto VAN [288..]	05.99-12.10	① FFB, KUR	AR 531 S ..118 901	530/450	FFB, AF 531 KUR ..014 189	530/450	KUR 531 S ..118 403	530/450	531 ..118 402	530/450	WGK	Z 361 ..033 361	450





3 397...

Model	Year	Code	Part	Size	Part	Size	Part	Size	Part	Size	Part	Size	Part	Size
Qubo [300..]	09.08→	⑦	A 426 S ..007 426	650/475									H 371 ..011 953	370
Scudo [222..]	10.95-01.07	①	AR 701 S ..007 706	650/500					701 ..118 202	650/500				
[272..]	01.07-04.16	①	KUR AR 701 S ..007 706	650/500				706 S ..010 301	700/500	701 ..118 202	650/500	MGT	H 353 ..004 631	350
												MHK	H 412 ..015 450	400
												MHK, WW,APE	H 403 ..011 592	400
Sedici [189..]	05.06-12.14	①	AR 654 S ..007 570	650/340	AF 654 ..014 490	650/340			654 ..010 299	650/340			H 250 ..011 629	250
Seicento [187..]	03.98-12.10	①	AR 480 S ..118 900	475/475	AF 480 ..009 848	475/475		480 S ..118 541	475/475	480 ..118 540	475/475	WGK	Z 361 ..033 361	450
Siena [178..]	04.97-12.01	①								576 ..118 452	575/450			
Stilo [192..]	10.01-06.05	①	KUR AR 531 S ..118 901	530/450	KUR AF 531 ..014 189	530/450	KUR	531 S ..118 403	530/450	531 ..118 402	530/450	WGK	Z 361 ..033 361	450
							BGO	584 S ..001 584	530/475					
	07.05-12.07	⑥	A 408 S ..007 408	550/475	KUR AF 461 ..014 218	550/450						WGK	Z 361 ..033 361	450
			KUR A 696 S ..007 696	550/450										
			KUR, WW AM 461 S ..014 123	550/450										
Stilo Multi Wagon [192..]	10.02-06.05	①	KUR AR 531 S ..118 901	530/450	KUR AF 531 ..014 189	530/450	BGO	584 S ..001 584	530/475				H 353 ..004 631	350
							KUR	531 S ..118 403	530/450	531 ..118 402	530/450			
	07.05-12.07	⑥	A 408 S ..007 408	550/475	KUR AF 461 ..014 218	550/450							H 353 ..004 631	350
			KUR A 696 S ..007 696	550/450										
			KUR, WW AM 461 S ..014 123	550/450										
Strada [278]	03.99-12.11	①								576 ..118 452	575/450			
Talento '16 [296]	06.16→	③	A 309 S ..007 309	650/475	AF 467 ..014 227	650/475						MGT	H 402 ..004 632	400
			WW AM 467 S ..007 467	650/475								MHK	A 404 H ..016 086	400
Tipo [356]	11.15→	③	A 414 S ..007 414	650/400	AF 468 ..014 226	650/400								
			WW AM 468 S ..014 122	650/400										
Tipo Hatchback [357]	11.15→	③	A 414 S ..007 414	650/400	AF 468 ..014 226	650/400							H 240 ..011 677	240
			WW AM 468 S ..014 122	650/400										
Tipo Station Wagon [358]	06.16→	③	A 414 S ..007 414	650/400	AF 468 ..014 226	650/400							H 240 ..011 677	240
			WW AM 468 S ..014 122	650/400										
Ulysse [121..]	09.94-09.02	①	AR 701 S ..007 706	650/500				813 S ..001 813	650/475	701 ..118 202	650/500	①	H 400 ..004 757	400
[179..]	10.02-10.05	①	SDV AR 657 S ..009 777	650/650			SDV	657 S ..118 334	650/650				H 353 ..004 631	350





◀ FIAT

3 397...

Ulysse [179..]	11.05-12.10	①	AR 651 S ..118 913	650/650						650 ..118 320	650/650		H 353 ..004 631	350
Uno [158..]	01.96-12.10	①	AR 450 U ..008 933	450						450 U ..004 581	450	WGK	Z 361 ..033 361	450

FORD

B-MAX	08.12→	⑥	KUR A 641 S ..007 644	725/625									H 301 ..004 629	300
C-MAX I [07]	03.07-07.10	②	A 951 S ..118 951	650/475	AF 467 ..014 227	650/475							① H 282 ..011 802	280
			WW AM 467 S ..007 467	650/475										
C-MAX II [11]	08.10-03.15	⑥	A 641 S ..007 644	725/625	KUR AF 965 ..014 492	700/600						FKR	H 301 ..004 629	300
													FLR	H 412 ..015 450
[15]	04.15→	⑥	GSG A 213 S ..014 213	750/650								FKR	H 301 ..004 629	300
			GSO A 641 S ..007 644	725/625									FLR	H 412 ..015 450
Ecosport [14; 18]	10.13-09.16	⑩	A 081 S ..014 081	530/400									① H 282 ..011 802	280
												WW ①	H 280 ..018 802	280
	10.16-10.17	③	A 317 S ..014 317	550/400									① H 282 ..011 802	280
	11.17→	③	A 317 S ..014 317	550/400									① H 280 ..018 802	280
													A 283 H ..016 466	280
												WW,APE	A 281 H ..008 045	280
Edge '16	01.16→	⑥	AM 469 S ..014 121	700/700									A 380 H ..008 050	380
Escort VII [95]	01.95-09.01	①					500 S ..118 561	500/500	500 ..118 560	500/500			① H 500 ..004 760	500
Escort VII Cabrio [95]	01.95-09.01	①					500 S ..118 561	500/500	500 ..118 560	500/500				
Escort VII Express [95]	01.95-09.01	①					500 S ..118 561	500/500	500 ..118 560	500/500				
Escort VII Turnier [95]	01.95-09.01	①					500 S ..118 561	500/500	500 ..118 560	500/500			① H 341 ..004 755	340
Everest	03.09-12.14	①	AR 450 S ..118 994	450/450						450 ..118 505	450/450			
Explorer [EX]	01.91-08.01	①								450 ..118 505	450/450			
	09.10→	⑥	A 212 S ..014 212	650/550									A 283 H ..016 466	280
													WW,APE A 281 H ..008 045	280
Fiesta IV/V [96]	10.95-12.02	①	AR 480 S ..118 900	475/475	AF 480 ..009 848	475/475	480 S ..118 541	475/475	480 ..118 540	475/475			H 503 ..004 660	500
Fiesta IV/V Courier [96]	10.95-12.02	①	AR 480 S ..118 900	475/475	AF 480 ..009 848	475/475	480 S ..118 541	475/475	480 ..118 540	475/475				



			AEROTWIN		AEROFIT		TWIN SPOILER		TWIN		REAR	
			Set	mm	Set	mm	Set	mm	Set	mm		mm
3 397...												
Fiesta VI [02]	11.01-09.08	①	AR 552 S ..118 984	550/400	AF 552 ..014 191	550/400	552 S ..118 427	550/400	552 ..010 405	550/400	① H 282 ..011 802	280
											WW ① H 595 ..004 595	280
Fiesta VII [08]	07.08-11.12	③	A 432 S ..007 432	650/380	AF 466 ..014 225	650/380					H 304 ..004 990	300
			WW AM 466 S ..007 466	650/380								
[13]	11.12→	③	A 414 S ..007 414	650/400	AF 468 ..014 226	650/400					H 304 ..004 990	300
			WW AM 468 S ..014 122	650/400								
Fiesta VIII [17]	05.17→	③	A 404 S ..014 404	700/340							A 283 H ..016 466	280
											WW, APE A 281 H ..008 045	280
Figo	02.10→	①	AR 552 S ..118 984	550/400	AF 552 ..014 191	550/400	552 S ..118 427	550/400	552 ..010 405	550/400	① H 282 ..011 802	280
Five Hundred	09.05-08.07	②	A 970 S ..118 970	600/500								
Focus C-MAX [04]	06.03-03.07	②	A 951 S ..118 951	650/475	AF 467 ..014 227	650/475					① H 282 ..011 802	280
			WW AM 467 S ..007 467	650/475								
Focus I [99]	08.98-05.05	①	AR 728 S ..118 904	550/475	AF 554 ..014 192	550/475	728 S ..001 728	550/475	727 ..001 727	550/475	① H 382 ..011 412	380
Focus I Sedan [99]	08.98-05.05	①	AR 728 S ..118 904	550/475	AF 554 ..014 192	550/475	728 S ..001 728	550/475	727 ..001 727	550/475		
Focus I Turnier [99]	11.98-05.05	①	AR 728 S ..118 904	550/475	AF 554 ..014 192	550/475	728 S ..001 728	550/475	727 ..001 727	550/475	① H 282 ..011 802	280
											WW ① H 595 ..004 595	280
Focus II [04]	07.04-01.06	②	A 977 S ..118 977	650/425	KUR AF 468 ..014 226	650/400					H 381 ..011 135	380
			KUR, WW AM 468 S ..014 122	650/400							APE, WW H 382 ..011 412	380
[04,08]	02.06-12.11	②	A 977 S ..118 977	650/425	KUR AF 468 ..014 226	650/400					KWB H 351 ..004 559	350
			KUR, WW AM 468 S ..014 122	650/400								
Focus II Cabriolet [06]	07.06-07.10	②	A 977 S ..118 977	650/425	KUR AF 468 ..014 226	650/400						
			KUR, WW AM 468 S ..014 122	650/400								
Focus II Sedan [04]	07.04-01.08	②	A 977 S ..118 977	650/425	KUR AF 468 ..014 226	650/400						
			KUR, WW AM 468 S ..014 122	650/400								
Focus II Turnier [04,08]	07.04-10.08	②	A 977 S ..118 977	650/425	KUR AF 468 ..014 226	650/400					① H 282 ..011 802	280
			KUR, WW AM 468 S ..014 122	650/400								
[08]	11.08-12.11	②	A 977 S ..118 977	650/425	KUR AF 468 ..014 226	650/400					KWB H 304 ..004 990	300
			KUR, WW AM 468 S ..014 122	650/400								





◀ FORD

3 397...

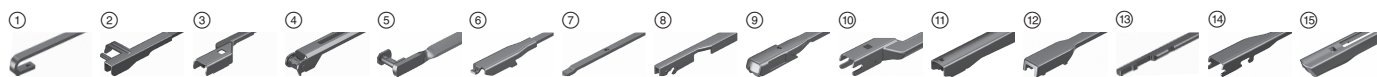
Model	Date Range	Icon	AEROTWIN Set		AEROFIT Set		TWIN SPOILER Set		TWIN Set		REAR			
			Part	Spec	Part	Spec	Part	Spec	Part	Spec	Part	Spec		
Focus III [11,15]	01.11→	③	A 640 S	725/725	KUR	AF 469	700/700					H 304	300	
			..007 640			..009 094							..004 990	
			KUR, AM 469 S	700/700										
			..014 121											
Focus III Sedan [11,15]	01.11→	③	A 640 S	725/725	KUR	AF 469	700/700							
			..007 640			..009 094								
			KUR, AM 469 S	700/700										
			..014 121											
Focus III Turnier [11,15]	01.11→	③	A 640 S	725/725	KUR	AF 469	700/700					H 304	300	
			..007 640			..009 094						..004 990		
			KUR, AM 469 S	700/700										
			..014 121											
Focus IV [18]	05.18→	③	A 088 S	650/500								KUR	A 283 H	280
			..007 088										..016 466	
											WW, APE, KUR	A 281 H	280	
												..008 045		
Focus IV Turnier [18]	05.18→	③	A 088 S	650/500									A 283 H	280
			..007 088										..016 466	
											WW, APE	A 281 H	280	
												..008 045		
Fusion [02]	10.02-06.12	①	AR 552 S	550/400		AF 552	550/400	552 S	550/400	552	550/400	①	H 282	280
			..118 984			..014 191		..118 427		..010 405				..011 802
											WW ①	H 595	280	
												..004 595		
Galaxy [00]	04.00-04.01	①	AR 704 S	700/600				GA, KUR		704	700/650	①	H 400	400
			..007 565							..010 211				..004 757
			KUR	AR 704 S	700/600			GBO		532	700/700	WW ①	H 405	400
				..007 565						..001 532			..004 764	
	04.01-08.06	②	A 950 S	700/700		AF 469	700/700					①	H 400	400
			..118 950			..009 094							..004 757	
			WW	AM 469 S	700/700							WW ①	H 405	400
				..014 121									..004 764	
[06]	03.06-11.08	③	A 120 S	750/650		AF 120	750/650						H 405	400
			..007 120			..014 493							..004 764	
	12.08-12.14	③	A 120 S	750/650		AF 120	750/650					KWB	H 351	350
			..007 120			..014 493							..004 559	
[15]	05.15-06.18	⑥	A 214 S	750/750								APE	A 330 H	330
			..014 214										..008 006	
	07.18→											APE	A 330 H	330
													..008 006	
Grand C-MAX [11]	08.10-03.15	⑥	A 641 S	725/625	KUR	AF 965	700/600						H 412	400
			..007 644			..014 492							..015 450	
												WW, APE	H 400	400
													..004 757	
[15]	04.15→	⑥	GSG	A 213 S	750/650								H 412	400
				..014 213									..015 450	
			GSO	A 641 S	725/625							WW, APE	H 400	400
				..007 644									..004 757	
Ka I [97]	09.96-09.08	①	AR 566 S	475/425				481 S	475/450	481	475/450	WGA	H 383	380
			..118 990					..118 543		..118 542			..011 551	
Ka II [08]	09.08-10.10	①	AR 605 S	600/340		AF 605	600/340			605	600/340		H 840	290
			..007 504			..014 489				..010 270			..004 802	
	11.10-05.16	③	A 299 S	600/340		AF 299	600/350						H 840	290
			..007 299			..014 219							..004 802	
KA+	07.16→	③	A 317 S	550/400										
			..014 317											
Kuga I [CBV]	02.08-11.12	③	KUR	A 295 S	600/400								H 330	330
				..007 295									..011 306	





3 397...

Model	Year	Code	Part 1	Part 2	Part 3	Part 4	Part 5	Part 6	Part 7	Part 8	Part 9	Part 10		
Kuga II [DM2]	11.12→	⑥	A 824 S	700/700	AF 469	700/700						A 283 H	280	
			..014 824		..009 094								..016 466	
		WW	AM 469 S	700/700								WW,APE	A 281 H	280
			..014 121										..008 045	
Kuga III [CTD]	01.20→	⑥	A 986 S	625/500									A 283 H	280
			..01400T										..016 466	
Maverick [1EZ,1N2]	10.00-01.07	①	AR 480 S	475/475	AF 480	475/475	480 S	475/475	480	475/475			① H 251	250
			..118 900		..009 848		..118 541		..118 540				..011 813	
Mondeo III [01]	10.00-03.07	①	AR 551 S	550/500	KUR AF 532	530/500	551 S	550/500	551	550/500			① H 480	475
			..118 905		..014 190		..118 423		..118 422				..004 759	
Mondeo III Sedan [01]	10.00-03.07	①	AR 551 S	550/500	KUR AF 532	530/500	551 S	550/500	551	550/500				
			..118 905		..014 190		..118 423		..118 422					
Mondeo III Turnier [01]	10.00-03.07	①	AR 551 S	550/500	KUR AF 532	530/500	551 S	550/500	551	550/500			① H 282	280
													..011 802	
		WW											① H 595	280
													..004 595	
Mondeo IV [07]	02.07-12.14	③	A 309 S	650/475	AF 467	650/475							③ H 476 H	475
			..007 309		..014 227								..013 742	
		WW	AM 467 S	650/475										
			..007 467											
Mondeo IV Sedan [07]	02.07-12.14	③	A 309 S	650/475	AF 467	650/475								
			..007 309		..014 227									
		WW	AM 467 S	650/475										
			..007 467											
Mondeo IV Turnier [07]	02.07-12.14	③	A 309 S	650/475	AF 467	650/475							H 304	300
			..007 309		..014 227							..004 990		
		WW	AM 467 S	650/475										
			..007 467											
Mondeo V [15]	09.14→	⑥	A 101 S	680/680									⑥ A 530 H	530
			..014 115										..013 743	
Mondeo V Sedan [15]	09.14→	⑥	A 101 S	680/680										
			..014 115											
Mondeo V Turnier [15]	09.14→	⑥	A 101 S	680/680									A 283 H	280
													..016 466	
		WW,APE											A 281 H	280
													..008 045	
Mustang	09.04-02.09	①	AR 551 S	550/500			551 S	550/500	551	550/500				
			..118 905		..118 423		..118 422							
	03.09→	⑥	A 290 S	550/530										
			..007 290											
		KUR	A 408 S	550/475										
			..007 408											
Mustang Mach-E	09.20→												A 280 H	280
													..008 005	
Puma	06.97-12.01	①					480 S	475/475	480	475/475			① H 480	475
							..118 541		..118 540				..004 759	
[19]	11.19→	③	A 404 S	700/340								APE,	A 281 H	280
			..014 404									KUR	..008 045	
Ranger	06.94-06.09	①	AR 450 S	450/450			450 S	450/450	450	450/450				
			..118 994				..118 506		..118 505					
	[TKE]	09.11-08.15	①	AR 601 S	600/400	AF 601	600/400	KUR		601	575/400			
			..118 907		..014 193				..118 304					
	09.15→	③	A 292 S	600/380	AF 295	600/380								
			..007 292		..014 220									
S-MAX [06]	03.06-01.09	③	A 120 S	750/650	AF 120	750/650							① H 341	340
			..007 120		..014 493								..004 755	
	02.09-12.14	③	A 120 S	750/650	AF 120	750/650						KWB	H 330	330
			..007 120		..014 493								..011 306	





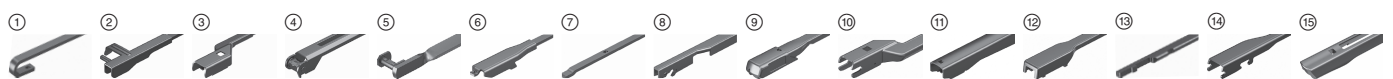
◀ FORD

3 397...

<b>S-MAX</b> [15]	05.15-06.18	⑥	<b>A 214 S</b> ..014 214	750/750								APE	<b>A 330 H</b> ..008 006	330
	07.18→											APE	<b>A 330 H</b> ..008 006	330
<b>Streetka</b>	12.02-12.05	①	<b>AR 480 S</b> ..118 900	475/475		<b>AF 480</b> ..009 848	475/475	<b>480 S</b> ..118 541	475/475	<b>480</b> ..118 540	475/475			
<b>Tourneo Connect</b> [02]	05.02-12.13	①	<b>AR 551 S</b> ..118 905	550/500	KUR	<b>AF 532</b> ..014 190	530/500	<b>551 S</b> ..118 423	550/500	<b>551</b> ..118 422	550/500	①	<b>H 341</b> ..004 755	340
[13]	09.13→	⑥	<b>A 214 S</b> ..014 214	750/750								MHK	<b>H 353</b> ..004 631	350
												MGT ①	<b>H 341</b> ..004 755	340
<b>Tourneo Courier</b>	04.14→	⑥	<b>A 078 S</b> ..014 078	700/380								MHK	<b>H 353</b> ..004 631	350
<b>Tourneo Custom</b> [13]	09.12→	③	<b>A 009 S</b> ..014 009	750/700								MGT ①	<b>H 341</b> ..004 755	340
												MHK ①	<b>H 405</b> ..004 764	400
<b>Transit</b> [00]	01.00-07.06	①	<b>AR 655 S</b> ..007 584	650/550		<b>AF 655</b> ..014 198	650/550			<b>655</b> ..010 302	650/550	MGT ①	<b>H 400</b> ..004 757	400
												MHK ①	<b>H 450</b> ..004 763	450
[06,12]	04.06-12.13	①	<b>AR 655 S</b> ..007 584	650/550		<b>AF 655</b> ..014 198	650/550			<b>655</b> ..010 302	650/550	MGT ①	<b>H 400</b> ..004 757	400
												MHK ①	<b>H 450</b> ..004 763	450
[14]	01.14→	③	<b>A 077 S</b> ..014 077	750/500								①	<b>H 450</b> ..004 763	450
<b>Transit Connect</b> [02]	05.02-12.13	①	<b>AR 551 S</b> ..118 905	550/500	KUR	<b>AF 532</b> ..014 190	530/500	<b>551 S</b> ..118 423	550/500	<b>551</b> ..118 422	550/500	①	<b>H 341</b> ..004 755	340
[13]	09.13→	⑥	<b>A 214 S</b> ..014 214	750/750								MHK	<b>H 353</b> ..004 631	350
												MGT ①	<b>H 341</b> ..004 755	340
<b>Transit Courier</b>	04.14→	⑥	<b>A 078 S</b> ..014 078	700/380								MHK	<b>H 353</b> ..004 631	350
<b>Transit Custom</b> [13]	09.12→	③	<b>A 009 S</b> ..014 009	750/700								MGT ①	<b>H 341</b> ..004 755	340
												MHK ①	<b>H 405</b> ..004 764	400
<b>Transit Tourneo</b> [00]	08.00-07.06	①	<b>AR 655 S</b> ..007 584	650/550		<b>AF 655</b> ..014 198	650/550			<b>655</b> ..010 302	650/550	MGT ①	<b>H 400</b> ..004 757	400
												MHK ①	<b>H 450</b> ..004 763	450
[06,12]	04.06-09.11	①	<b>AR 655 S</b> ..007 584	650/550		<b>AF 655</b> ..014 198	650/550			<b>655</b> ..010 302	650/550	MGT ①	<b>H 400</b> ..004 757	400
												MHK ①	<b>H 450</b> ..004 763	450
<b>Transit TTS</b> [19]	08.19→	③	<b>A 077 S</b> ..014 077	750/500								ZE ①	<b>H 450</b> ..004 763	450

**FSO**

<b>Polonez Atu</b>	01.96-12.02	①								<b>400</b> ..118 610	400/400	①	<b>H 400</b> ..004 757	400
<b>Polonez Caro</b>	05.87-12.02	①	ZE <b>AR 400 U</b> ..008 932	400						<b>400</b> ..118 610	400/400	①	<b>H 400</b> ..004 757	400





3 397...

**GREATWALL**

<b>Haval</b>	11.07-06.14	①	<b>AR 503 S</b> ..118 993	500/475	KUR	<b>AF 502</b> ..014 187	500/450	<b>503 S</b> ..118 566	500/475	<b>503</b> ..118 565	500/475			
H9	07.17→	③	<b>A 696 S</b> ..007 696	550/450										
<b>Hover</b>	05.05-02.11	①	<b>AR 503 S</b> ..118 993	500/475	KUR	<b>AF 502</b> ..014 187	500/450	<b>503 S</b> ..118 566	500/475	<b>503</b> ..118 565	500/475			
<b>Steed/Wingle</b>	12.06→	①	<b>AR 728 S</b> ..118 904	550/475		<b>AF 554</b> ..014 192	550/475	<b>728 S</b> ..001 728	550/475	<b>727</b> ..001 727	550/475			
<b>Voleex C10</b>	01.12→	①	<b>AR 605 S</b> ..007 504	600/340				KUR		<b>605</b> ..010 270	600/340		<b>H 301</b> ..004 629	300

**HONDA**

<b>Accord [CL/CN/CM]</b>	02.03-06.08	①	<b>AR 653 S</b> ..118 911	650/400						<b>653</b> ..118 324	650/400			
[CU/CW]	07.08-12.15	①	<b>AR 801 S</b> ..118 996	600/530						<b>608</b> ..118 307	600/550			
<b>Accord Coupé [CB/CC/CD/CE]</b>	01.92-12.01	①	<b>AR 551 S</b> ..118 905	550/500				<b>551 S</b> ..118 423	550/500	<b>551</b> ..118 422	550/500			
[CG]	12.97-12.02	①	<b>AR 607 S</b> ..118 909	600/475		<b>AF 607</b> ..014 195	600/475	<b>607 S</b> ..118 306	600/475					
<b>Accord Hatchback [CG/CH/CL]</b>	12.99-02.03	①	<b>AR 728 S</b> ..118 904	550/475		<b>AF 554</b> ..014 192	550/475	<b>728 S</b> ..001 728	550/475	<b>727</b> ..001 727	550/475		<b>H 402</b> ..004 632	400
<b>Accord Sedan [CG/CH/CL]</b>	10.98-02.03	①	<b>AR 728 S</b> ..118 904	550/475		<b>AF 554</b> ..014 192	550/475	<b>728 S</b> ..001 728	550/475	<b>727</b> ..001 727	550/475			
<b>Accord Tourer [CL/CN/CM]</b>	02.03-08.08	①	<b>AR 653 S</b> ..118 911	650/400						<b>653</b> ..118 324	650/400		<b>H 306</b> ..011 432	300
[CU/CW]	09.08-12.15	①	<b>AR 801 S</b> ..118 996	600/530						<b>608</b> ..118 307	600/550		<b>H 306</b> ..011 432	300
<b>Capa</b>	04.98-12.02	①	<b>AR 566 S</b> ..118 990	475/425				<b>481 S</b> ..118 543	475/450	<b>481</b> ..118 542	475/450			
<b>Civic Aerodeck [MB/MC]</b>	03.98-02.01	①	<b>AR 502 S</b> ..118 995	500/450		<b>AF 502</b> ..014 187	500/450	<b>502 S</b> ..118 564	500/450	<b>502</b> ..118 563	500/450	①	<b>H 380</b> ..004 756	380
<b>Civic Coupé [EK]</b>	05.01-12.04	①	<b>AR 533 S</b> ..118 902	530/475	KUR	<b>AF 531</b> ..014 189	530/450							
<b>Civic Fastback [MB/MC]</b>	09.94-02.01	①	<b>AR 502 S</b> ..118 995	500/450		<b>AF 502</b> ..014 187	500/450	<b>502 S</b> ..118 564	500/450	<b>502</b> ..118 563	500/450	①	<b>H 450</b> ..004 763	450
<b>Civic Hatchback [EJ/EK]</b>	10.95-02.01	①	<b>AR 502 S</b> ..118 995	500/450		<b>AF 502</b> ..014 187	500/450	<b>502 S</b> ..118 564	500/450	<b>502</b> ..118 563	500/450	①	<b>H 380</b> ..004 756	380
[EU/EP]	02.01-12.05	①	<b>AR 605 S</b> ..007 504	600/340	KUR	<b>AF 605</b> ..014 489	600/340	KUR		<b>605</b> ..010 270	600/340		<b>H 301</b> ..004 629	300
[FK/FN]	09.05-12.11	①	<b>A 392 S</b> ..007 392	700/575										
[FK]	09.11-02.17	①	<b>AR 813 S</b> ..118 912	650/450						<b>803</b> ..001 803	650/450	OAM ①	<b>H 450</b> ..004 763	450
[FC/FK]	03.17→	①	<b>AR 813 S</b> ..118 912	650/450						<b>803</b> ..001 803	650/450	①	<b>H 341</b> ..004 755	340
												WW ①	<b>AR 340 U</b> ..008 930	340
<b>Civic Hybrid [FA]</b>	01.06-08.11	①	<b>AR 991 S</b> ..118 991	650/575		<b>AF 655</b> ..014 198	650/550	KUR		<b>655</b> ..010 302	650/550			
[FD]	01.06-12.07	①	<b>A 392 S</b> ..007 392	700/575										
	01.08-12.10	①	<b>AR 991 S</b> ..118 991	650/575		<b>AF 655</b> ..014 198	650/550	KUR		<b>655</b> ..010 302	650/550			







◀ HONDA

3 397...

Model	Year Range	Fitment	Aerotwin Set	Aerofit Set	Twin Spoiler Set	Twin Set	Rear					
Civic Sedan [EJ/EK]	10.95-02.01	①	AR 502 S ..118 995	500/450	AF 502 ..014 187	500/450	502 S ..118 564	500/450	502 ..118 563	500/450	① H 380 ..004 756	380
[ES]	02.01-01.06	①	AR 531 S ..118 901	530/450	AF 531 ..014 189	530/450	531 S ..118 403	530/450	531 ..118 402	530/450		
[FD]	09.05-09.06	① L70	A 392 S ..007 392	700/575								
[FD6]	06.06-08.10	①	A 392 S ..007 392	700/575								
[FD]	09.06-12.07	① L65	AR 991 S ..118 991	650/575	AF 655 ..014 198	650/550	KUR		655 ..010 302	650/550		
		L70	A 392 S ..007 392	700/575								
	12.07-12.11	① L65	AR 991 S ..118 991	650/575	AF 655 ..014 198	650/550	KUR		655 ..010 302	650/550		
[FB]	09.11-12.15	①	A 392 S ..007 392	700/575								
[FC]	03.17→	①	AR 813 S ..118 912	650/450					803 ..001 803	650/450		
Civic Tourer [FK]	12.13→	①	AR 813 S ..118 912	650/450					803 ..001 803	650/450	H 306 ..011 432	300
Crosstour	09.09-08.12	① KUR	AR 813 S ..118 912	650/450								
CR-V [RD]	10.95-07.02	①	AR 480 S ..118 900	475/475	AF 480 ..009 848	475/475	480 S ..118 541	475/475	480 ..118 540	475/475		
	07.02-09.06	①	AR 532 S ..118 986	530/500	AF 532 ..014 190	530/500	532 S ..118 404	530/500			KUR ① H 282 ..011 802	280
											KUR, ① H 280 WW ..018 802	280
[KL]	07.03→	①	AR 533 S ..118 902	530/475	KUR AF 531 ..014 189	530/450			533 ..118 405	530/475		
[RE]	01.07-10.12	① KUR	AR 653 S ..118 911	650/400							H 354 ..011 433	350
[RM]	01.12→	①	AR 653 S ..118 911	650/400								
[RE]	11.12→	①	AR 653 S ..118 911	650/400							H 313 ..015 193	300
[RW]	09.18→	①	AR 653 S ..118 911	650/400					653 ..118 324	650/400	H 306 ..011 432	300
CR-V Hybrid [RT]	12.18→	①	AR 653 S ..118 911	650/400					653 ..118 324	650/400	H 306 ..011 432	300
CR-Z [ZF]	03.10-02.14	①	AR 701 S ..007 706	650/500					701 ..118 202	650/500		
FR-V [BE]	01.05-06.09	① KUR	AR 813 S ..118 912	650/450			KUR		803 ..001 803	650/450		
HR-V [GH]	12.98-02.06	① KUR	AR 566 S ..118 990	475/425			KUR		361 ..001 361	500/400		
[RU]	08.15→	①	AR 813 S ..118 912	650/450					803 ..001 803	650/450	H 250 ..011 629	250
Insight Coupé [ZE]	01.00-12.06	①	AR 502 S ..118 995	500/450	AF 502 ..014 187	500/450	502 S ..118 564	500/450	502 ..118 563	500/450		
Insight Hatchback [ZE]	03.09-02.14	①	AR 653 S ..118 911	650/400			653 S ..118 325	650/400	653 ..118 324	650/400		
Integra Type R [DC]	01.98-10.01	①	AR 502 S ..118 995	500/450	AF 502 ..014 187	500/450	502 S ..118 564	500/450	502 ..118 563	500/450		
Jazz [GD]	03.02-12.08	①	AR 534 S ..007 503	530/380	AF 534 ..014 188	530/380			534 ..010 271	530/380	H 354 ..011 433	350
[GE/GG/GP]	10.08-12.15	①	AR 654 S ..007 570	650/340	AF 654 ..014 490	650/340			654 ..010 299	650/340	H 354 ..011 433	350





3 397...

<b>Jazz [GK]</b>	09.15→	①	<b>AR 656 S</b> ..014 210	650/360									<b>H 354</b> ..011 433	350
<b>Legend</b>	04.98-12.04	①	<b>AR 503 S</b> ..118 993	500/475	KUR	<b>AF 502</b> ..014 187	500/450	<b>503 S</b> ..118 566	500/475	<b>503</b> ..118 565	500/475			
<b>Logo</b>	09.96-06.01	①	<b>AR 502 S</b> ..118 995	500/450		<b>AF 502</b> ..014 187	500/450	<b>502 S</b> ..118 564	500/450	<b>502</b> ..118 563	500/450			
<b>NSX Coupé [NA]</b>	06.90-12.05	①	<b>AR 500 S</b> ..009 081	500/500				<b>500 S</b> ..118 561	500/500	<b>500</b> ..118 560	500/500			
<b>Odyssey [RA]</b>	03.00→	①								<b>608</b> ..118 307	600/550			
<b>Pilot [YF]</b>	01.09-08.15	①	<b>AR 550 S</b> ..118 906	550/530			KUR	<b>530 S</b> ..118 401	530/530	<b>530</b> ..118 400	530/530			
<b>S2000</b>	04.99-06.09	①								<b>361</b> ..001 361	500/400			
<b>Shuttle</b>	01.95-05.01	①						<b>550 S</b> ..118 421	550/550	<b>550</b> ..118 420	550/550	①	<b>H 380</b> ..004 756	380
<b>Stream [RN]</b>	10.00-07.06	①	<b>AR 605 S</b> ..007 504	600/340						<b>605</b> ..010 270	600/340		<b>H 306</b> ..011 432	300

**HUMMER**

<b>H2</b>	09.02→	①	ZE	<b>AR 400 U</b> ..008 932	400					<b>400</b> ..118 610	400/400			
<b>H3</b>	09.06→	①	ZE	<b>AR 400 U</b> ..008 932	400					<b>400</b> ..118 610	400/400			

**HYUNDAI**

<b>Accent [LC]</b>	05.99-06.06	①		<b>AR 502 S</b> ..118 995	500/450		<b>AF 502</b> ..014 187	500/450	<b>502 S</b> ..118 564	500/450	<b>502</b> ..118 563	500/450			
[MC]	04.06-02.12	①		<b>AR 552 S</b> ..118 984	550/400		<b>AF 552</b> ..014 191	550/400			<b>552</b> ..010 405	550/400			
[RB]	11.10→	①		<b>AR 653 S</b> ..118 911	650/400						<b>653</b> ..118 324	650/400			
<b>Accent Blue [RB]</b>	01.11→	①		<b>AR 653 S</b> ..118 911	650/400						<b>653</b> ..118 324	650/400			
<b>Accent Hatchback [LC]</b>	08.99-06.06	①		<b>AR 502 S</b> ..118 995	500/450		<b>AF 502</b> ..014 187	500/450	<b>502 S</b> ..118 564	500/450	<b>502</b> ..118 563	500/450	①	<b>H 450</b> ..004 763	450
[MC]	04.06-02.12	①		<b>AR 552 S</b> ..118 984	550/400		<b>AF 552</b> ..014 191	550/400			<b>552</b> ..010 405	550/400		<b>H 352</b> ..011 430	350
<b>Atos [MX]</b>	09.97-12.03	①									<b>361</b> ..001 361	500/400	①	<b>H 341</b> ..004 755	340
<b>Atos Prime [MX]</b>	09.99-03.08	①									<b>361</b> ..001 361	500/400	①	<b>H 341</b> ..004 755	340
<b>Coupé [RD]</b>	05.96-04.02	①		<b>AR 531 S</b> ..118 901	530/450		<b>AF 531</b> ..014 189	530/450	<b>531 S</b> ..118 403	530/450	<b>531</b> ..118 402	530/450	①	<b>H 500</b> ..004 760	500
[FX]	07.96→	①		<b>AR 531 S</b> ..118 901	530/450		<b>AF 531</b> ..014 189	530/450	<b>531 S</b> ..118 403	530/450	<b>531</b> ..118 402	530/450			
[GK]	10.01-08.09	①		<b>AR 531 S</b> ..118 901	530/450		<b>AF 531</b> ..014 189	530/450	<b>531 S</b> ..118 403	530/450	<b>531</b> ..118 402	530/450	①	<b>H 500</b> ..004 760	500
<b>Creta</b>	01.16→	①		<b>AR 653 S</b> ..118 911	650/400						<b>653</b> ..118 324	650/400		<b>H 281</b> ..011 428	280
<b>Elantra [XD]</b>	06.00-09.06	①		<b>AR 502 S</b> ..118 995	500/450		<b>AF 502</b> ..014 187	500/450	<b>502 S</b> ..118 564	500/450	<b>502</b> ..118 563	500/450			
[HD]	09.05→	①		<b>AR 502 S</b> ..118 995	500/450		<b>AF 502</b> ..014 187	500/450	<b>502 S</b> ..118 564	500/450	<b>502</b> ..118 563	500/450			





◀ HYUNDAI

3 397...

Model	Year Range	Notes	Aerotwin Set	Aerofit Set	Twin Spoiler Set	Twin Set	Rear					
Elantra [MD,UD]	02.11→	①	AR 654 S ..007 570	650/340	AF 654 ..014 490	650/340	654 ..010 299	650/340				
[AD]	03.16→	①	AR 653 S ..118 911	650/400			653 ..118 324	650/400				
Elantra Hatchback [XD]	06.00-09.06	①	AR 502 S ..118 995	500/450	AF 502 ..014 187	500/450	502 S ..118 564	502 ..118 563	① H 500 ..004 760	500		
Eon	10.11→	①	AR 553 S ..007 589	550/340			553 ..010 274	550/340				
Equus [VI]	10.09-11.12	⑥	A 929 S ..118 929	600/475								
	12.12→	①	AR 607 S ..118 909	600/475	AF 607 ..014 195	600/475	607 S ..118 306					
Galloper	12.97-08.01	①	AR 450 S ..118 994	450/450				450 ..118 505	450/450			
Genesis Coupe [BK]	11.08-03.16	①	AR 606 S ..118 910	600/500		KUR	607 S ..118 306	600/475				
Genesis Sedan [BH]	05.11-03.16	①	AR 607 S ..118 909	600/475	AF 607 ..014 195	600/475	607 S ..118 306	600/475				
[DH]	01.14→	①	AR 653 S ..118 911	650/400								
Getz [TB]	09.02-06.09	①	AR 553 S ..007 589	550/340	KUR	AF 535 ..014 488	530/340		553 ..010 274	① H 341 ..004 755	340	
Grand Santa Fe [NC]	08.13→	①	AR 654 S ..007 570	650/340				654 ..010 299	650/340			
Grandeur [TG]	07.05→	①	AR 606 S ..118 910	600/500		KUR	607 S ..118 306	600/475				
H 100	09.96→	①	AR 450 S ..118 994	450/450			450 S ..118 506	450/450	450 ..118 505	① H 400 ..004 757	400	
H 350	04.14→	①	FAS AR 65 N ..008 844	650		FAS			650 U ..004 587	650		
			BEI AR 60 N ..008 843	600		BEI			600 U ..004 586	600		
H-1 [A1]	10.97-12.07	①	AR 701 S ..007 706	650/500					701 ..118 202	① H 400 ..004 757	400	
[TQ]	03.08→	①	AR 606 S ..118 910	600/500			606 S ..118 305	600/500		H 352 ..011 430	350	
i10 [PA]	10.07→	①	AR 552 S ..118 984	550/400	AF 552 ..014 191	550/400			552 ..010 405	550/400	H 317 ..015 106	300
[IA]	09.13→	①	AR 552 S ..118 984	550/400	AF 552 ..014 191	550/400			552 ..010 405	550/400	H 275 ..015 302	275
[AC3]	02.20→	①	AR 612 S ..014 158	600/400					612 ..010 413	600/400	H 284 ..015 627	280
i20 [PB]	12.08-12.14	①	AR 601 S ..118 907	600/400	AF 601 ..014 193	600/400	601 S ..010 297	600/400	612 ..010 413	600/400	H 309 ..011 630	300
[GB]	11.14→	①	AR 612 S ..014 158	600/400					612 ..010 413	600/400	H 301 ..004 629	300
[BC3]	08.20→	⑥	A 991 S ..01401P	600/400							H 301 ..004 629	300
i30 [FD]	09.07-03.10	③	A 187 S ..007 187	600/450	AF 187 ..014 223	600/450					H 312 ..011 678	300
	04.10-01.13	①	AR 604 S ..118 908	600/450	AF 604 ..014 194	600/450	604 S ..118 303	600/450			H 312 ..011 678	300
[GD]	12.11→	①	AR 654 S ..007 570	650/340	AF 654 ..014 490	650/340			654 ..010 299	650/340	A 310 H ..013 049	330
[PD]	12.16→	①	AR 653 S ..118 911	650/400					653 ..118 324	650/400	H 318 ..015 303	300
i30 Coupé [GD]	02.13→	①	AR 654 S ..007 570	650/340	AF 654 ..014 490	650/340			654 ..010 299	650/340	A 310 H ..013 049	330





3397...

Model	Date	Fitment	AEROTWIN Set		AEROFIT Set		TWIN SPOILER Set		TWIN Set		REAR	
			Part No.	Size	Part No.	Size	Part No.	Size	Part No.	Size	Part No.	Size
i30 CW [FD]	02.08-03.10	③	A 187 S ..007 187	600/450	AF 187 ..014 223	600/450					H 312 ..011 678	300
	04.10-09.12	①	AR 604 S ..118 908	600/450	AF 604 ..014 194	600/450	604 S ..118 303	600/450			H 312 ..011 678	300
[GD]	03.12→	①	AR 654 S ..007 570	650/340	AF 654 ..014 490	650/340			654 ..010 299	650/340	A 310 H ..013 049	330
[PD]	03.17→	①	AR 653 S ..118 911	650/400					653 ..118 324	650/400	H 318 ..015 303	300
i30 Fastback [PD]	11.17→	①	AR 653 S ..118 911	650/400					653 ..118 324	650/400	H 318 ..015 303	300
i35	02.11→	①	AR 654 S ..007 570	650/340					654 ..010 299	650/340		
i40 [VF]	04.11→	①	AR 653 S ..118 911	650/400			653 S ..118 325	650/400	653 ..118 324	650/400		
i40 CW [VF]	04.11→	①	AR 653 S ..118 911	650/400			653 S ..118 325	650/400	653 ..118 324	650/400	H 352 ..011 430	350
ioniq [AE]	03.16→	①	AR 813 S ..118 912	650/450					803 ..001 803	650/450		
ix20 [JC]	10.10→	③	A 583 S ..007 583	650/340	AF 583 ..014 491	650/340					H 301 ..004 629	300
ix35 [LM/EL]	01.10→	①	AR 601 S ..118 907	600/400	AF 601 ..014 193	600/400	601 S ..010 297	600/400	612 ..010 413	600/400	H 312 ..011 678	300
ix55 [EN]	09.08-12.12	③	A 296 S ..007 296	600/500								
Kona [OS]	06.17→	①	AR 653 S ..118 911	650/400					653 ..118 324	650/400	H 281 ..011 428	280
Matrix [FC]	07.01-04.10	①	AR 552 S ..118 984	550/400	AF 552 ..014 191	550/400			552 ..010 405	550/400	① H 341 ..004 755	340
Nexo [FE]	03.18→	①	AR 653 S ..118 911	650/400					653 ..118 324	650/400	H 352 ..011 430	350
Porter 507	09.00-12.03	①	AR 450 S ..118 994	450/450			450 S ..118 506	450/450	450 ..118 505	450/450		
Santa Fe [SM]	09.99-12.05	①	AR 551 S ..118 905	550/500			551 S ..118 423	550/500	551 ..118 422	550/500	① H 341 ..004 755	340
											WW ① H 340 ..004 754	340
[CM]	03.06-12.12	①	AR 604 S ..118 908	600/450	AF 604 ..014 194	600/450	604 S ..118 303	600/450			H 352 ..011 430	350
[DM]	09.12→	①	AR 654 S ..007 570	650/340					654 ..010 299	650/340	H 326 ..015 107	325
[TM]	02.18→	①	AR 653 S ..118 911	650/400					653 ..118 324	650/400	A 302 H ..016 552	300
Solaris [RB]	01.11→	①	AR 653 S ..118 911	650/400					653 ..118 324	650/400		
[YC]	02.17→	①	AR 601 S ..118 907	600/400	AF 601 ..014 193	600/400			612 ..010 413	600/400		
Solaris Hatchback [RB]	01.11→	①	AR 653 S ..118 911	650/400					653 ..118 324	650/400	H 281 ..011 428	280
Sonata [YF]	09.09→	①	KUR AR 813 S ..118 912	650/450			KUR		803 ..001 803	650/450		
Sonata III [EF]	03.98-03.01	①	AR 500 S ..009 081	500/500			500 S ..118 561	500/500	500 ..118 560	500/500		
Sonata IV [EF]	04.01-01.05	①	AR 551 S ..118 905	550/500			551 S ..118 423	550/500	551 ..118 422	550/500		
	[TM]	09.18→									A 302 H ..016 552	300
Sonata V [NF]	08.04-12.10	①	AR 606 S ..118 910	600/500								





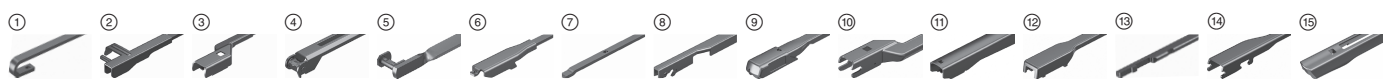
◀ HYUNDAI

3 397...

			AEROTWIN Set		AEROFIT Set		TWIN SPOILER Set		TWIN Set		REAR	
<b>Starex</b>	10.97-04.07	①	<b>AR 701 S</b> ..007 706	650/500					<b>701</b> ..118 202	650/500	① <b>H 400</b> ..004 757	400
	05.07→	①	<b>AR 606 S</b> ..118 910	600/500			<b>606 S</b> ..118 305	600/500			<b>H 352</b> ..011 430	350
<b>Terracan [HP]</b>	01.01-10.06	①	<b>AR 551 S</b> ..118 905	550/500			<b>551 S</b> ..118 423	550/500	<b>551</b> ..118 422	550/500	① <b>H 400</b> ..004 757	400
<b>Trajjet [FO]</b>	01.00-06.07	①	<b>AR 655 S</b> ..007 584	650/550					<b>655</b> ..010 302	650/550	① <b>H 400</b> ..004 757	400
<b>Tucson [JM]</b>	08.04-03.10	①	<b>AR 601 S</b> ..118 907	600/400	<b>AF 601</b> ..014 193	600/400	<b>601 S</b> ..010 297	600/400	<b>612</b> ..010 413	600/400	<b>H 308</b> ..011 628	300
[TL]	06.15→	①	<b>AR 653 S</b> ..118 911	650/400					<b>653</b> ..118 324	650/400	<b>H 352</b> ..011 430	350
<b>Tucson IV [NX4]</b>	09.20→	③	<b>A 945 S</b> ..007 945	650/400							<b>H 275</b> ..015 302	275
<b>Veloster</b>	06.11→	①	<b>AR 813 S</b> ..118 912	650/450								
<b>Veracruz</b>	09.06→	③	<b>A 296 S</b> ..007 296	600/500								
<b>Verna [LC]</b>	07.99-03.06	①	<b>AR 502 S</b> ..118 995	500/450	<b>AF 502</b> ..014 187	500/450	<b>502 S</b> ..118 564	500/450	<b>502</b> ..118 563	500/450		
[MC]	10.06-05.11	①	<b>AR 533 S</b> ..118 902	530/475	<b>AF 531</b> ..014 189	530/450	<b>533 S</b> ..118 406	530/475	<b>533</b> ..118 405	530/475		
<b>XG [F]</b>	12.98-12.05	①	<b>AR 551 S</b> ..118 905	550/500			<b>551 S</b> ..118 423	550/500	<b>551</b> ..118 422	550/500		

INFINITI

<b>EX [J50]</b>	04.08-06.14	①	<b>AR 604 S</b> ..118 908	600/450	<b>AF 604</b> ..014 194	600/450					<b>H 354</b> ..011 433	350
<b>FX [S50]</b>	11.02-08.08	①	<b>AR 551 S</b> ..118 905	550/500			<b>551 S</b> ..118 423	550/500	<b>551</b> ..118 422	550/500		
[S51]	07.08-12.14	①	<b>AR 607 S</b> ..118 909	600/475	<b>AF 607</b> ..014 195	600/475					<b>H 354</b> ..011 433	350
<b>M-Serie [Y50]</b>	07.06-05.10	①	<b>AR 607 S</b> ..118 909	600/475	<b>AF 607</b> ..014 195	600/475						
[Y51]	05.10-06.14	①	<b>AR 658 S</b> ..014 281	650/475								
<b>Q30</b>	11.15→	⑥	<b>A 929 S</b> ..118 929	600/475	<b>AF 462</b> ..014 224	600/475					⑥ <b>A 275 H</b> ..013 741	265
			WW <b>AM 462 S</b> ..007 462	600/475								
<b>Q45 [F50]</b>	01.01-12.06	①	<b>AR 813 S</b> ..118 912	650/450			KUR		<b>803</b> ..001 803	650/450		
<b>Q50 [V37]</b>	07.13→	①	KUR <b>AR 653 S</b> ..118 911	650/400			KUR		<b>653</b> ..118 324	650/400		
<b>Q60 Coupe</b>	08.16→	①	KUR <b>AR 653 S</b> ..118 911	650/400								
<b>Q70 [Y51]</b>	10.13→	①	<b>AR 658 S</b> ..014 281	650/475							<b>H 354</b> ..011 433	350
			KUR <b>AR 813 S</b> ..118 912	650/450								
<b>QX30</b>	09.16→	⑥	<b>A 929 S</b> ..118 929	600/475	<b>AF 462</b> ..014 224	600/475					⑥ <b>A 275 H</b> ..013 741	265
			WW <b>AM 462 S</b> ..007 462	600/475								
<b>QX4 [JR50]</b>	09.96-08.03	①	<b>AR 550 S</b> ..118 906	550/530			KUR <b>551 S</b> ..118 423	550/500	<b>551</b> ..118 422	550/500		





3 397...

<b>QX50</b>	10.13→	①	KUR	<b>AR 601 S</b> ..118 907	600/400	KUR	<b>AF 601</b> ..014 193	600/400	KUR			<b>612</b> ..010 413	600/400	<b>H 354</b> ..011 433	350
<b>QX56 [A60]</b>	04.08→	①	KUR	<b>AR 801 S</b> ..118 996	600/530									<b>H 250</b> ..011 629	250
[Z62]	03.10-06.14	①		<b>AR 607 S</b> ..118 909	600/475		<b>AF 607</b> ..014 195	600/475						<b>H 250</b> ..011 629	250
<b>QX60</b>	09.13→	①	KUR	<b>AR 653 S</b> ..118 911	650/400				KUR			<b>653</b> ..118 324	650/400	<b>H 301</b> ..004 629	300
<b>QX70 [S51]</b>	11.13→	①		<b>AR 607 S</b> ..118 909	600/475		<b>AF 607</b> ..014 195	600/475						<b>H 354</b> ..011 433	350
<b>QX80</b>	07.17→	①		<b>AR 604 S</b> ..118 908	600/450		<b>AF 604</b> ..014 194	600/450						<b>H 250</b> ..011 629	250

**ISUZU**

<b>D-MAX</b>	05.02-10.19	①		<b>AR 728 S</b> ..118 904	550/475		<b>AF 554</b> ..014 192	550/475		<b>728 S</b> ..001 728	550/475	<b>727</b> ..001 727	550/475		
[RG01]	11.19→	③		<b>A 982 S</b> ..01400R	575/400										
<b>Trooper [UBS]</b>	08.92-09.04	①								<b>500 S</b> ..118 561	500/500	<b>500</b> ..118 560	500/500		

**IVECO**

<b>Daily [00/06/09/12]</b>	05.99-07.14	①	SDV	<b>AR 609 S</b> ..009 776	600/600				SDV			<b>609</b> ..118 309	600/600		
[14/16/19]	05.14→	⑥		<b>A 129 S</b> ..014 129	630/630										
<b>Massif</b>	06.08-12.12	①							FAS			<b>450 U</b> ..004 581	450		
									BEI			<b>400 U</b> ..004 579	400		

**JAGUAR**

<b>Daimler</b>	01.99-08.02	①										<b>530 U</b> ..004 584	530		
<b>E-Pace</b>	09.17→	⑩		<b>A 322 S</b> ..014 422	650/500									<b>A 310 H</b> ..013 049	330
<b>F-Pace</b>	04.16→	③		<b>A 309 S</b> ..007 309	650/475									<b>A 300 H</b> ..016 271	300
			WW	<b>AM 467 S</b> ..007 467	650/475										
<b>F-Type</b>	10.12→	①										<b>530</b> ..118 400	530/530		
<b>I-Pace [X590]</b>	03.18→	③	KUR	<b>A 621 S</b> ..014 621	650/500										
<b>S-Type [CCX]</b>	10.98-04.02	①	FAL, SDV	<b>AR 608 S</b> ..007 654	600/475	FAL, SWO	<b>AF 604</b> ..014 194	600/450							
			FAL, SWO	<b>AR 604 S</b> ..118 908	600/450										
			WFL, KUR	<b>AR 550 S</b> ..118 906	550/530				WFL	<b>550 S</b> ..118 421	550/550	<b>550</b> ..118 420	550/550		





◀ JAGUAR

3 397...

<b>S-Type</b> [CCX]	04.02-03.08	①	FAL, SDV ..007 654	<b>AR 608 S</b> 600/475	FAL, SWO ..014 194	<b>AF 604</b> 600/450									
			FAL, SWO ..118 908	<b>AR 604 S</b> 600/450											
<b>XE</b>	06.15→	③		<b>A 106 S</b> ..014 208	700/425										
<b>XF</b> [X250]	03.08-10.15	⑥		<b>A 010 S</b> ..014 010	600/450	<b>AF 462</b> ..014 224	600/475								
			WW	<b>AM 462 S</b> ..007 462	600/475										
[X260]	10.15→	③		<b>A 106 S</b> ..014 208	700/425										
<b>XF Sportbrake</b>	09.12-06.17	⑥		<b>A 010 S</b> ..014 010	600/450	<b>AF 462</b> ..014 224	600/475						<b>H 301</b> ..004 629	300	
			WW	<b>AM 462 S</b> ..007 462	600/475										
[X260]	07.17→	③		<b>A 106 S</b> ..014 208	700/425								<b>H 290</b> ..011 814	300	
<b>XJ</b> [X351]	11.09→	⑥		<b>A 010 S</b> ..014 010	600/450										
<b>XJ 6/2003</b>	02.03-07.10	①	SDV	<b>AR 608 S</b> ..007 654	600/475										
<b>XJ 8</b>	09.97-01.03	①							<b>530 U</b> ..004 584	530					
<b>XJ 8/2003</b>	02.03-07.10	①	SDV	<b>AR 608 S</b> ..007 654	600/475										
<b>XJR 8</b>	09.97-09.02	①							<b>530 U</b> ..004 584	530					
<b>XK</b> [X150]	03.06→	①						<b>530 S</b> ..118 401	530/530	<b>530</b> ..118 400	530/530				
<b>XK 8 Convertible</b> [QDV]	03.96-02.09	①		<b>AR 530 S</b> ..118 903	530/530	KUR	<b>AF 532</b> ..014 190	530/500	<b>530 S</b> ..118 401	530/530	<b>530</b> ..118 400	530/530			
<b>XK 8 Coupé</b> [QEV]	03.96-02.09	①		<b>AR 530 S</b> ..118 903	530/530	KUR	<b>AF 532</b> ..014 190	530/500	<b>530 S</b> ..118 401	530/530	<b>530</b> ..118 400	530/530			
<b>XKR 8 Convertible</b> [QDV]	03.96-02.09	①		<b>AR 530 S</b> ..118 903	530/530	KUR	<b>AF 532</b> ..014 190	530/500	<b>530 S</b> ..118 401	530/530	<b>530</b> ..118 400	530/530			
<b>X-Type</b> [CF1]	03.01-06.10	①		<b>AR 728 S</b> ..118 904	550/475		<b>AF 554</b> ..014 192	550/475	<b>728 S</b> ..001 728	550/475	<b>727</b> ..001 727	550/475			
<b>X-Type Estate</b> [CF1]	03.03-12.09	①		<b>AR 728 S</b> ..118 904	550/475		<b>AF 554</b> ..014 192	550/475	<b>728 S</b> ..001 728	550/475	<b>727</b> ..001 727	550/475	<b>H 351</b> ..004 559	350	

JEEP

<b>Cherokee</b> [XJ]	01.87-09.01	①							PAD		<b>450</b> ..118 505	450/450			
[KJ]	03.01-12.07	①		<b>AR 480 S</b> ..118 900	475/475		<b>AF 480</b> ..009 848	475/475	<b>480 S</b> ..118 541	475/475	<b>480</b> ..118 540	475/475	①	<b>H 282</b> ..011 802	280
[KK]	01.08-12.13	①		<b>AR 480 S</b> ..118 900	475/475		<b>AF 480</b> ..009 848	475/475	<b>480 S</b> ..118 541	475/475	<b>480</b> ..118 540	475/475			
[KL]	01.14→	①		<b>AR 813 S</b> ..118 912	650/450									<b>H 352</b> ..011 430	350
<b>Commander</b> [XH]	01.06-08.11	①		<b>AR 450 S</b> ..118 994	450/450				<b>450 S</b> ..118 506	450/450	<b>450</b> ..118 505	450/450		<b>H 355</b> ..011 435	350
<b>Compass</b> [MK,PK]	10.06→	①		<b>AR 551 S</b> ..118 905	550/500				<b>551 S</b> ..118 423	550/500	<b>551</b> ..118 422	550/500	①	<b>H 282</b> ..011 802	280
													WW ①	<b>H 280</b> ..018 802	280





3 397...

<b>Compass [MX]</b>	06.17→	①	<b>AR 604 S</b> ..118908	600/450		<b>AF 604</b> ..014 194	600/450						<b>H 253</b> ..005 828	250
<b>Grand Cherokee [WG]</b>	09.00-12.04	①	<b>AR 530 S</b> ..118903	530/530	KUR	<b>AF 532</b> ..014 190	530/500	<b>530 S</b> ..118 401	530/530	<b>530</b> ..118 400	530/530		① <b>H 251</b> ..011 813	250
[WK]	09.03→	①	<b>AR 530 S</b> ..118903	530/530	KUR	<b>AF 532</b> ..014 190	530/500	<b>530 S</b> ..118 401	530/530	<b>530</b> ..118 400	530/530	L30	<b>H 307</b> ..011 429	300
[WH]	03.05-10.11	①	<b>AR 530 S</b> ..118903	530/530	KUR	<b>AF 532</b> ..014 190	530/500	<b>530 S</b> ..118 401	530/530	<b>530</b> ..118 400	530/530	L34	<b>H 355</b> ..011 435	350
[WK2]	09.10-08.13	①	<b>AR 550 S</b> ..118906	550/530				KUR <b>530 S</b> ..118 401	530/530	<b>530</b> ..118 400	530/530	L30	<b>H 307</b> ..011 429	300
	09.13→	①	<b>AR 550 S</b> ..118906	550/530				KUR <b>530 S</b> ..118 401	530/530	<b>530</b> ..118 400	530/530	L28	<b>H 281</b> ..011 428	280
<b>Liberty [KK]</b>	09.07-08.13	①	<b>AR 480 S</b> ..118900	475/475		<b>AF 480</b> ..009 848	475/475	<b>480 S</b> ..118 541	475/475	<b>480</b> ..118 540	475/475			
<b>Patriot [MK]</b>	10.06-08.18	①	<b>AR 530 S</b> ..118903	530/530	KUR	<b>AF 532</b> ..014 190	530/500	<b>530 S</b> ..118 401	530/530	<b>530</b> ..118 400	530/530		① <b>H 251</b> ..011 813	250
<b>Renegade</b>	07.14→	③	<b>A 104 S</b> ..014 118	550/500									<b>H 240</b> ..011 677	240
<b>Wrangler [TJ]</b>	01.97-12.06	① ZE	<b>AR 380 U</b> ..008 931	380						<b>380 U</b> ..011 353	380			
[JK]	01.07→	① ZE	<b>AR 380 U</b> ..008 931	380						<b>380 U</b> ..011 353	380		<b>H 353</b> ..004 631	350
[JL]	11.17→	① ZE	<b>AR 400 U</b> ..008 932	400						<b>400</b> ..118 610	400/400		<b>H 306</b> ..011 432	300

**KIA**

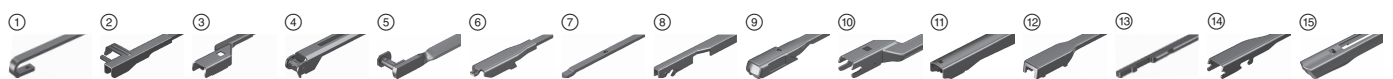
<b>Carens [FC]</b>	04.99-08.06	①	<b>AR 604 S</b> ..118908	600/450		<b>AF 604</b> ..014 194	600/450	<b>604 S</b> ..118 303	600/450				① <b>H 341</b> ..004 755	340
[FG]	09.06-12.12	①	<b>AR 653 S</b> ..118911	650/400				<b>653 S</b> ..118 325	650/400	<b>653</b> ..118 324	650/400		<b>H 352</b> ..011 430	350
[RP]	01.13→	① ZE	<b>AR 70 N</b> ..008 845	700						<b>700 U</b> ..004 489	700		<b>H 275</b> ..015 302	275
<b>Carnival [UP]</b>	06.98-06.06	①	<b>AR 609 S</b> ..009 776	600/600						<b>603</b> ..118 301	600/600		① <b>H 400</b> ..004 757	400
[MB]	04.06→	①	<b>AR 813 S</b> ..118912	650/450						<b>803</b> ..001 803	650/450			
<b>Cee'd [ED/FF2]</b>	11.06-06.09	③	<b>A 187 S</b> ..007 187	600/450		<b>AF 187</b> ..014 223	600/450						<b>H 312</b> ..011 678	300
	07.09-12.12	①	<b>AR 604 S</b> ..118908	600/450		<b>AF 604</b> ..014 194	600/450	<b>604 S</b> ..118 303	600/450				<b>H 312</b> ..011 678	300
[JD]	05.12→	①	<b>AR 654 S</b> ..007 570	650/340		<b>AF 654</b> ..014 490	650/340			<b>654</b> ..010 299	650/340		<b>A 311 H</b> ..013 048	300
[CD]	07.18→	①	<b>AR 653 S</b> ..118911	650/400						<b>653</b> ..118 324	650/400		<b>A 302 H</b> ..016 552	300
<b>Cee'd Sports Wagon [CD]</b>	11.18→	①	<b>AR 653 S</b> ..118911	650/400						<b>653</b> ..118 324	650/400		<b>A 302 H</b> ..016 552	300
<b>Cee'd Sporty Wagon [ED/FF2]</b>	09.07-06.09	③	<b>A 187 S</b> ..007 187	600/450		<b>AF 187</b> ..014 223	600/450						<b>H 312</b> ..011 678	300
	07.09-12.12	①	<b>AR 604 S</b> ..118908	600/450		<b>AF 604</b> ..014 194	600/450	<b>604 S</b> ..118 303	600/450				<b>H 312</b> ..011 678	300
[JD]	08.12→	①	<b>AR 654 S</b> ..007 570	650/340		<b>AF 654</b> ..014 490	650/340			<b>654</b> ..010 299	650/340		<b>A 311 H</b> ..013 048	300
<b>Cerato [FE]</b>	03.04-11.09	①	<b>AR 601 S</b> ..118907	600/400		<b>AF 601</b> ..014 193	600/400	<b>601 S</b> ..010 297	600/400	<b>612</b> ..010 413	600/400			
[TD]	12.08→	①	<b>AR 606 S</b> ..118910	600/500				KUR <b>607 S</b> ..118 306	600/475					







KIA		3 397...													
Cerato Hatchback [FE]	03.04-11.09	①	AR 601 S ..118 907	600/400		AF 601 ..014 193	600/400		601 S ..010 297	600/400	612 ..010 413	600/400		H 352 ..011 430	350
Cerato Koup [TD]	08.10→	①	AR 606 S ..118 910	600/500				KUR	607 S ..118 306	600/475					
Ceres	06.99→	①	AR 531 S ..118 901	530/450		AF 531 ..014 189	530/450				531 ..118 402	530/450			
Clarus [GC]	05.96-11.01	①	AR 533 S ..118 902	530/475	KUR	AF 531 ..014 189	530/450		533 S ..118 406	530/475	533 ..118 405	530/475			
Clarus II Kombi [GC]	06.98-11.01	①	AR 533 S ..118 902	530/475	KUR	AF 531 ..014 189	530/450		533 S ..118 406	530/475	533 ..118 405	530/475			
Joice [MT]	08.99-09.01	①	KUR AR 531 S ..118 901	530/450		AF 531 ..014 189	530/450	KUR	531 S ..118 403	530/450	531 ..118 402	530/450	①	H 400 ..004 757	400
	09.01-03.03	①	KUR AR 531 S ..118 901	530/450		AF 531 ..014 189	530/450	KUR	531 S ..118 403	530/450	531 ..118 402	530/450			
K 2500	09.01-12.06	①	AR 533 S ..118 902	530/475	KUR	AF 531 ..014 189	530/450		533 S ..118 406	530/475	533 ..118 405	530/475			
K 2700 [SD]	04.98-08.04	①	AR 531 S ..118 901	530/450		AF 531 ..014 189	530/450		531 S ..118 403	530/450	531 ..118 402	530/450			
	08.04-12.06	①	AR 533 S ..118 902	530/475	KUR	AF 531 ..014 189	530/450		533 S ..118 406	530/475	533 ..118 405	530/475			
K 2900	05.07-12.16	①	AR 533 S ..118 902	530/475	KUR	AF 531 ..014 189	530/450		533 S ..118 406	530/475	533 ..118 405	530/475			
Magentis [GD]	09.00-12.05	①	AR 551 S ..118 905	550/500					551 S ..118 423	550/500	551 ..118 422	550/500			
[GE]	02.06-04.10	①	AR 604 S ..118 908	600/450		AF 604 ..014 194	600/450		604 S ..118 303	600/450					
Mentor II [FX]	01.01-08.04	①	AR 533 S ..118 902	530/475	KUR	AF 531 ..014 189	530/450		533 S ..118 406	530/475	533 ..118 405	530/475			
Mentor II Hatchback [FX]	01.01-08.04	①	AR 533 S ..118 902	530/475	KUR	AF 531 ..014 189	530/450		533 S ..118 406	530/475	533 ..118 405	530/475			
Mohave	01.09→	①	AR 606 S ..118 910	600/500				KUR	607 S ..118 306	600/475				H 352 ..011 430	350
Niro / e-Niro [DE]	10.16→	①	AR 653 S ..118 911	650/400							653 ..118 324	650/400		A 300 H ..016 271	300
Opirus [LD]	03.03-07.09	①	AR 604 S ..118 908	600/450		AF 604 ..014 194	600/450		604 S ..118 303	600/450					
Optima [TF]	09.11→	①	AR 604 S ..118 908	600/450		AF 604 ..014 194	600/450		604 S ..118 303	600/450					
[JF]	07.16→	①	AR 813 S ..118 912	650/450							803 ..001 803	650/450			
Optima Sports Wagon [JF]	07.16→	①	AR 813 S ..118 912	650/450							803 ..001 803	650/450		A 300 H ..016 271	300
Picanto [SA]	05.04-01.11	①	AR 552 S ..118 984	550/400		AF 552 ..014 191	550/400				552 ..010 405	550/400		H 359 ..011 923	350
[TA]	05.11→	①	AR 552 S ..118 984	550/400		AF 552 ..014 191	550/400				552 ..010 405	550/400		H 312 ..011 678	300
[JA]	04.17→	①	AR 605 S ..007 504	600/340		AF 605 ..014 489	600/340				605 ..010 270	600/340		H 275 ..015 302	275
Pregio [TB]	02.97-04.04	①	AR 531 S ..118 901	530/450		AF 531 ..014 189	530/450		531 S ..118 403	530/450	531 ..118 402	530/450			
	05.04-12.12	①	AR 533 S ..118 902	530/475	KUR	AF 531 ..014 189	530/450		533 S ..118 406	530/475	533 ..118 405	530/475			
Pro Cee'd [ED/FF2]	10.07-06.09	③	A 187 S ..007 187	600/450		AF 187 ..014 223	600/450							H 312 ..011 678	300
	07.09-12.12	①	AR 604 S ..118 908	600/450		AF 604 ..014 194	600/450		604 S ..118 303	600/450				H 312 ..011 678	300
[JD]	01.13→	①	AR 654 S ..007 570	650/340		AF 654 ..014 490	650/340				654 ..010 299	650/340		A 311 H ..013 048	300





3 397...

Model	Date	Icon	AEROTWIN Set		AEROFIT Set		TWIN SPOILER Set		TWIN Set		REAR	
			Part	Size	Part	Size	Part	Size	Part	Size	Part	Size
Pro Cee'd [CD]	03.19→	①	AR 653 S ..118911	650/400					653 ..118324	650/400	A 302 H ..016552	300
Rio [DC]	07.00-02.05	①	AR 531 S ..118901	530/450	AF 531 ..014189	530/450	531 S ..118403	530/450	531 ..118402	530/450		
[DE]	03.05→	①	AR 552 S ..118984	550/400	AF 552 ..014191	550/400			552 ..010405	550/400	H 352 ..011430	350
[UB]	06.11→	①	AR 653 S ..118911	650/400			653 S ..118325	650/400	653 ..118324	650/400		
Rio Hatchback [DE]	03.05-09.11	①	AR 552 S ..118984	550/400	AF 552 ..014191	550/400			552 ..010405	550/400	H 352 ..011430	350
[UB]	06.11→	①	AR 653 S ..118911	650/400			653 S ..118325	650/400	653 ..118324	650/400	H 281 ..011428	280
[YB]	02.17→	①	AR 653 S ..118911	650/400					653 ..118324	650/400	H 281 ..011428	280
Rio Kombi [DC]	09.02-02.05	①	AR 531 S ..118901	530/450	AF 531 ..014189	530/450	531 S ..118403	530/450	531 ..118402	530/450	① H 341 ..004755	340
Sedona	06.98-09.05	①	AR 609 S ..009776	600/600					603 ..118301	600/600		
Shuma II [FB]	01.01-08.04	①	AR 533 S ..118902	530/475	KUR AF 531 ..014189	530/450	533 S ..118406	530/475	533 ..118405	530/475	① H 450 ..004763	450
Shuma II Hatchback [FB]	01.01-08.04	①	AR 533 S ..118902	530/475	KUR AF 531 ..014189	530/450	533 S ..118406	530/475	533 ..118405	530/475	① H 450 ..004763	450
Sorento [JC]	07.02-08.09	①	AR 604 S ..118908	600/450	AF 604 ..014194	600/450	604 S ..118303	600/450			① H 341 ..004755	340
[XM]	09.09→	①	AR 606 S ..118910	600/500	KUR AF 607 ..014195	600/475	KUR 607 S ..118306	600/475			H 281 ..011428	280
[UM]	02.15→	①	AR 653 S ..118911	650/400					653 ..118324	650/400	H 318 ..015303	300
Soul [AM; PS]	02.09→	①	AR 606 S ..118910	600/500	KUR AF 607 ..014195	600/475	KUR 607 S ..118306	600/475			H 281 ..011428	280
Soul EV [PSEV]	10.14→	①	AR 606 S ..118910	600/500	KUR AF 607 ..014195	600/475	KUR 607 S ..118306	600/475				
Spectra	01.01-12.09	①	AR 532 S ..118986	530/500	AF 532 ..014190	530/500	532 S ..118404	530/500			① H 450 ..004763	450
Sportage [JA]	05.93-08.04	①	AR 500 S ..009081	500/500	AF 500 ..009110	500/500	500 S ..118561	500/500	500 ..118560	500/500	① H 400 ..004757	400
[JE]	09.04-05.10	①	AR 601 S ..118907	600/400	AF 601 ..014193	600/400	601 S ..010297	600/400	612 ..010413	600/400		
[SL]	07.10→	①	AR 604 S ..118908	600/450	AF 604 ..014194	600/450	604 S ..118303	600/450			H 312 ..011678	300
[QL]	01.16→	①	AR 653 S ..118911	650/400					653 ..118324	650/400	H 275 ..015302	275
Stinger [CK]	05.17→	①	AR 813 S ..118912	650/450								
Stonic [YB]	09.17→	①	AR 653 S ..118911	650/400					653 ..118324	650/400	H 281 ..011428	280
Venga	12.09→	③	A 583 S ..007583	650/340	AF 583 ..014491	650/340					H 301 ..004629	300
Xceed [CD]	08.19→	①	AR 653 S ..118911	650/400					653 ..118324	650/400	A 302 H ..016552	300

LADA

4x4	06.07→	①					L34, ADF L40			340 ..118700	340/340		
										400 ..118610	400/400		





◀ LADA

3 397...

Model	Period	Icon	Code	AR	AF	TS	TW	REAR	Value	
Granta	01.12-11.14	①					601 S ..010 297	600/400	601 ..118 304	575/400
	11.14→	①	WH9	AR 601 S ..118 907	600/400		601 S ..010 297	600/400	601 ..118 304	575/400
Granta Hatchback	08.18→	①	WH9	AR 601 S ..118 907	600/400		601 S ..010 297	600/400	601 ..118 304	575/400
Granta Liftback	11.14→	①	WH9	AR 601 S ..118 907	600/400		601 S ..010 297	600/400	601 ..118 304	H 500 ..004 760
Granta SW	08.18→	①	WH9	AR 601 S ..118 907	600/400		601 S ..010 297	600/400	601 ..118 304	575/400
Kalina	11.04-02.12	①					601 S ..010 297	600/400	601 ..118 304	575/400
Kalina Hatchback	07.06-12.12	①					601 S ..010 297	600/400	601 ..118 304	APE H 400 ..004 757
Kalina II Hatchback	06.13-09.17	①					601 S ..010 297	600/400	601 ..118 304	575/400
	09.17→	①	WH9	AR 601 S ..118 907	600/400		601 S ..010 297	600/400	601 ..118 304	575/400
Kalina Kombi	07.07-09.17	①					601 S ..010 297	600/400	601 ..118 304	575/400
	09.17→	①	WH9	AR 601 S ..118 907	600/400		601 S ..010 297	600/400	601 ..118 304	575/400
Kalina Nova	06.13-09.17	①					601 S ..010 297	600/400	601 ..118 304	575/400
	09.17→	①	WH9	AR 601 S ..118 907	600/400		601 S ..010 297	600/400	601 ..118 304	575/400
Kalina Sport	08.08-09.17	①					601 S ..010 297	600/400	601 ..118 304	575/400
	09.17→	①	WH9	AR 601 S ..118 907	600/400		601 S ..010 297	600/400	601 ..118 304	575/400
Largus [R90]	04.12→	①		AR 500 S ..009 081	500/500	AF 500 ..009 110			500 ..118 560	500/500 H 353 ..004 631
Niva (4x4)	12.76-12.04	①					ADF		340 ..118 700	340/340
Oka	01.88-12.08	①					ADF		500 U ..004 583	500
Priora	11.06→	①							500 ..118 560	500/500
Priora Coupé	01.10-12.15	①							500 ..118 560	500/500
Priora Hatchback	01.08-12.15	①							500 ..118 560	① H 500 ..004 760
Priora Kombi	01.08-12.15	①							500 ..118 560	500/500
Samara	01.84-12.13	①					530 S ..118 401	530/530	530 ..118 400	530/530
Samara Hatchback	01.84-12.13	①					530 S ..118 401	530/530	530 ..118 400	530/530
Serie 110	01.96-12.10	①							500 ..118 560	① H 500 ..004 760
Serie 111	01.96-12.09	①							500 ..118 560	KUR ① H 282 ..011 802 KUR, ① H 280 WW ..018 802
Serie 112	01.96-12.08	①							500 ..118 560	① H 500 ..004 760
Serie 114	12.08-12.13	①							500 ..118 560	500/500



			AEROTWIN		AEROFIT		TWIN SPOILER		TWIN		REAR	
			Set	Set	Set	Set	Set	Set				

3397...

Serie 115	01.98-12.13	①								500	500/500		
										..118 560			
Serie 2100	09.75-12.13	①						ADF		340	340/340		
										..118 700			
Serie 21000	01.82-12.12	①						ADF		340	340/340		
										..118 700			
Serie 21000 Kombi	06.03-12.05	①						ADF		340	340/340		
										..118 700			
Serie 21099	01.90-01.04	①						530 S	530/530	530	530/530		
								..118 401		..118 400			
Serie 2113	01.07-12.13	①								500	500/500		
										..118 560			
Serie 2114	10.01-12.13	①								500	500/500		
										..118 560			
Serie 2115	01.07-12.13	①								500	500/500		
										..118 560			
Serie 2120	01.97-12.06	①								500	500/500		
										..118 560			
Vesta	11.15-11.19	①	AR 604 S	600/450				604 S	600/450				
			..118 908					..118 303					
	12.19→	⑫	A 851 S	600/450									
			..014 851										
Vesta SW	11.17→	①	AR 604 S	600/450				604 S	600/450			H 301	300
			..118 908					..118 303				..004 629	
XRAY	12.15→	⑦	KUR A 868 S	650/340								H 301	300
			..007 868									..004 629	

## LANCIA

Delta [844]	07.08-12.14	③	A 187 S	600/450		AF 187	600/450						H 840	290
			..007 187			..014 223							..004 802	
Flavia	03.12-12.13	①	KUR AR 801 S	600/530						608	600/550			
			..118 996							..118 307				
Lybra Berlina [839]	10.99-11.06	①	FFB, KUR AR 551 S	550/500	FFB, KUR AF 532	530/500	FFB, KUR BGO 551 S	550/500	551	550/500				
			..118 905		..014 190		..118 423		..118 422	550/500				
									682	550/530				
									..001 682					
Lybra Station Wagon [839]	10.99-11.06	①	FFB, KUR AR 551 S	550/500	FFB, KUR AF 532	530/500	FFB, KUR BGO 551 S	550/500	551	550/500	WGK	Z 361	450	
			..118 905		..014 190		..118 423		..118 422	550/500		..033 361		
									682	550/530				
									..001 682					
Musa [184]	10.04-01.06	①	FFB AR 989 S	575/400	FFB, KUR AF 552	550/400	FFB		601	575/400	WGK	Z 361	450	
			..118 989		..014 191				..118 304			..033 361		
	02.06-09.07	①							577	575/380	WGK	Z 361	450	
									..010 298			..033 361		
	10.07-12.12	③	A 420 S	575/380							WGK	Z 361	450	
			..007 420									..033 361		
Phedra [180]	09.02-09.05	①	SDV AR 657 S	650/650			SDV 657 S	650/650				H 353	350	
			..009 777				..118 334					..004 631		
	10.05-12.10	①	AR 651 S	650/650					650	650/650		H 353	350	
			..118 913						..118 320			..004 631		
Thema	11.11-12.14	①	AR 801 S	600/530				611 S	600/530	543	600/530			
			..118 996					..010 300		..001 543				
Thesis [841]	04.02-12.09	①	AR 701 S	650/500			KUR		701	650/500				
			..007 706						..118 202					
Voyager [RT]	09.11-12.16	①	AR 701 S	650/500					701	650/500		H 403	400	
			..007 706						..118 202			..011 592		





LANCIA		3 397...													
Y [840]	01.96-06.03	①	<b>AR 989 S</b> ..118 989	575/400	KUR	<b>AF 552</b> ..014 191	550/400				<b>601</b> ..118 304	575/400	WGK	<b>Z 361</b> ..033 361	450
Ypsilon [843]	06.03-11.11	①	<b>AR 601 S</b> ..118 907	600/400		<b>AF 601</b> ..014 193	600/400	KUR	<b>601 S</b> ..010 297	600/400	<b>601</b> ..118 304	575/400	WGK	<b>Z 361</b> ..033 361	450
[312,846]	06.11→	③	<b>A 292 S</b> ..007 292	600/380		<b>AF 295</b> ..014 220	600/380							<b>H 270</b> ..015 449	270
ZETA [122]	09.94-06.02	①	<b>AR 701 S</b> ..007 706	650/500					<b>813 S</b> ..001 813	650/475	<b>701</b> ..118 202	650/500	①	<b>H 400</b> ..004 757	400

**LAND ROVER**

Defender	08.90-02.16	①									<b>340</b> ..118 700	340/340	①	<b>H 341</b> ..004 755	340	
													WW ①	<b>H 340</b> ..004 754	340	
(LE;L663)	09.19→	③	<b>A 989 S</b> ..00900B	575/575									APE	<b>A 334 H</b> ..016 387	330	
Discovery II	10.98-08.04										<b>807</b> ..005 807	530/530				
Discovery III	09.04-08.09	①	<b>AR 550 S</b> ..118 906	550/530										<b>H 403</b> ..011 592	400	
Discovery IV	09.09-12.17	①	<b>AR 550 S</b> ..118 906	550/530										<b>H 403</b> ..011 592	400	
Discovery Sport [B5]	09.14→	①	<b>AR 701 S</b> ..007 706	650/500							<b>701</b> ..118 202	650/500		<b>H 309</b> ..011 630	300	
Discovery V [LR/B6]	04.17→	⑩	<b>A 315 S</b> ..014 315	600/500									⑥	<b>A 334 H</b> ..016 387	330	
													WW ⑥	<b>A 333 H</b> ..008 995	330	
Freelander I [LN]	09.97-10.06	①	<b>AR 551 S</b> ..118 905	550/500	KUR	<b>AF 532</b> ..014 190	530/500		<b>530 S</b> ..118 401	530/530	<b>530</b> ..118 400	530/530				
Freelander II [LF]	10.06-11.14	⑥	<b>A 929 S</b> ..118 929	600/475	KUR	<b>AF 462</b> ..014 224	600/475							①	<b>H 341</b> ..004 755	340
			<b>AM 462 S</b> ..007 462	600/475									WW ①	<b>AR 340 U</b> ..008 930	340	
Range Rover Evoque [LV,L538]	09.11→	③	<b>A 430 S</b> ..007 430	600/530										<b>H 251</b> ..011 813	250	
			<b>A 966 S</b> ..118 966	600/530												
[LZ,L551]	11.18→	③	<b>A 638 S</b> ..007 638	650/530												
Range Rover Evoque Cabrio	03.16→	③	<b>A 430 S</b> ..007 430	600/530												
			<b>A 966 S</b> ..118 966	600/530												
Range Rover II	09.94-08.02	①	<b>AR 550 S</b> ..118 906	550/530							<b>550</b> ..118 420	550/550		<b>H 480</b> ..004 759	475	
Range Rover III [LM]	03.02-01.13										<b>808</b> ..005 808	650/650	①	<b>H 451</b> ..015 047	450	
Range Rover IV [LG]	02.13-09.16	①	<b>AR 603 S</b> ..014 537	600/500				KUR	<b>607 S</b> ..118 306	600/475			①	<b>H 426</b> ..015 046	425	
	09.16-12.16	①	<b>AR 603 S</b> ..014 537	600/500				KUR	<b>607 S</b> ..118 306	600/475			①	<b>H 426</b> ..015 046	425	
		⑩	<b>A 315 S</b> ..014 315	600/500									⑥	<b>A 425 H</b> ..008 051	425	
	12.16→	⑩	<b>A 315 S</b> ..014 315	600/500									⑥	<b>A 425 H</b> ..008 051	425	





3 397...

<b>Range Rover Sport I [LS]</b>	03.05-08.13	①	<b>AR 550 S</b> ..118 906	550/530												<b>H 403</b> ..011 592	400
<b>Range Rover Sport II [LW,L494]</b>	09.13-07.15	①	<b>AR 603 S</b> ..014 537	600/500												① <b>H 384</b> ..015 045	380
	08.15-08.16	①	<b>AR 603 S</b> ..014 537	600/500												⑥ <b>A 381 H</b> ..008 996	380
	09.16→	⑩	<b>A 315 S</b> ..014 315	600/500												⑥ <b>A 381 H</b> ..008 996	380
<b>Range Rover Velar [L560]</b>	08.17→	③	<b>A 309 S</b> ..007 309	650/475	<b>AF 467</b> ..014 227	650/475										⑥ <b>A 334 H</b> ..016 387	330
			WW <b>AM 467 S</b> ..007 467	650/475											WW ⑥ <b>A 333 H</b> ..008 995	330	

LEXUS

<b>CT200h</b>	12.10→	①	<b>AR 813 S</b> ..118 912	650/450						<b>803</b> ..001 803	650/450				<b>H 200</b> ..011 964	200	
<b>ES [V]</b>	03.06-09.12	①	<b>AR 607 S</b> ..118 909	600/475	<b>AF 607</b> ..014 195	600/475	<b>607 S</b> ..118 306	600/475									
[V6]	09.12→	①	KUR <b>AR 813 S</b> ..118 912	650/450													
<b>GS [S1]</b>	08.97-01.12	①	<b>AR 606 S</b> ..118 910	600/500													
[L1]	01.12→	①	<b>AR 813 S</b> ..118 912	650/450						<b>803</b> ..001 803	650/450						
<b>GX 460 [J1]</b>	11.09→	①	<b>AR 701 S</b> ..007 706	650/500						<b>701</b> ..118 202	650/500				<b>H 307</b> ..011 429	300	
<b>GX 470 [J1]</b>	11.02-08.09	①	<b>AR 550 S</b> ..118 906	550/530			KUR <b>551 S</b> ..118 423	550/500	<b>551</b> ..118 422	550/500	550/500				<b>H 409</b> ..011 431	400	
<b>IS [E1]</b>	01.99-07.05	①	<b>AR 728 S</b> ..118 904	550/475	<b>AF 554</b> ..014 192	550/475	<b>728 S</b> ..001 728	550/475	<b>727</b> ..001 727	550/475	550/475						
[E2]	08.05-04.13	①	<b>AR 551 S</b> ..118 905	550/500			<b>551 S</b> ..118 423	550/500	<b>551</b> ..118 422	550/500	550/500						
[E3]	04.13→	①	<b>AR 602 S</b> ..014 421	600/450			<b>604 S</b> ..118 303	600/450									
<b>IS F [E2]</b>	12.07-05.14	①	<b>AR 551 S</b> ..118 905	550/500			<b>551 S</b> ..118 423	550/500	<b>551</b> ..118 422	550/500	550/500						
<b>IS Wagon [E1]</b>	07.01-07.05	①	<b>AR 728 S</b> ..118 904	550/475	<b>AF 554</b> ..014 192	550/475	<b>728 S</b> ..001 728	550/475	<b>727</b> ..001 727	550/475	550/475				<b>H 352</b> ..011 430	350	
<b>LC [Z1]</b>	03.17→	①	<b>AR 813 S</b> ..118 912	650/450						<b>803</b> ..001 803	650/450						
<b>LX [J1]</b>	01.98-08.07	①	<b>AR 500 S</b> ..009 081	500/500			<b>500 S</b> ..118 561	500/500	<b>500</b> ..118 560	500/500	500/500			① <b>H 400</b> ..004 757	400		
[J2]	11.07-01.12	①	KUR <b>AR 801 S</b> ..118 996	600/530					<b>608</b> ..118 307	600/550	KWB	<b>H 309</b> ..011 630	300				
	02.12→	①	KUR <b>AR 801 S</b> ..118 996	600/530					<b>608</b> ..118 307	600/550	KUR ①	<b>H 282</b> ..011 802	280				
<b>NX [Z1]</b>	11.14→	⑩	<b>A 156 S</b> ..014 156	650/400										<b>H 307</b> ..011 429	300		
<b>RC [C1]</b>	09.14→	①	<b>AR 602 S</b> ..014 421	600/450			<b>604 S</b> ..118 303	600/450									
<b>RX [U1]</b>	01.98-02.03	①	<b>AR 801 S</b> ..118 996	600/530			<b>611 S</b> ..010 300	600/530	<b>543</b> ..001 543	600/530	600/530			① <b>H 400</b> ..004 757	400		
[U3]	02.03-12.08	①	<b>AR 655 S</b> ..007 584	650/550										<b>H 352</b> ..011 430	350		
[L1]	12.08-12.15	①	<b>AR 655 S</b> ..007 584	650/550													





◀ LEXUS		3 397...																	
RX [L2]	09.15→	③	KUR	<b>A 088 S</b> ..007 088	650/500														
SC Cabrio [Z4]	05.01-08.10	①		<b>AR 606 S</b> ..118 910	600/500														
UX	10.18→	①		<b>AR 653 S</b> ..118 911	650/400							<b>653</b> ..118 324	650/400			<b>H 290</b> ..011 814	300		

**LOTUS**

Elise Cabrio	09.07→	①		<b>AR 65 N</b> ..008 844	650							<b>650 U</b> ..004 587	650						
Europa	07.06→	①		<b>AR 65 N</b> ..008 844	650							<b>650 U</b> ..004 587	650						
Evora	05.09→	②		<b>A 948 S</b> ..118 948	650/650														
Exige	04.06→	①		<b>AR 65 N</b> ..008 844	650							<b>650 U</b> ..004 587	650						

**MASERATI**

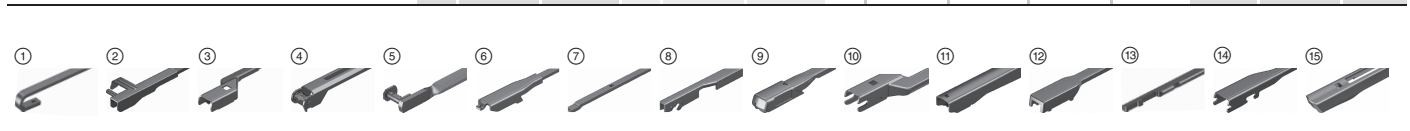
420	01.87-12.01	①		<b>AR 500 S</b> ..009 081	500/500					<b>500 S</b> ..118 561	500/500	<b>500</b> ..118 560	500/500						
430	02.88-12.01	①		<b>AR 500 S</b> ..009 081	500/500				KUR	<b>500 S</b> ..118 561	500/500	<b>500</b> ..118 560	500/500						
Biturbo	03.89-12.01	①		<b>AR 500 S</b> ..009 081	500/500				KUR	<b>500 S</b> ..118 561	500/500	<b>500</b> ..118 560	500/500						
Ghibli [M157]	01.13→	③		<b>A 536 S</b> ..014 536	650/450														
Karif	04.88-12.01	①		<b>AR 500 S</b> ..009 081	500/500				KUR	<b>500 S</b> ..118 561	500/500	<b>500</b> ..118 560	500/500						
Levante	05.16→	③		<b>A 536 S</b> ..014 536	650/450														
Quattroporte [M156]	11.12→	③		<b>A 309 S</b> ..007 309	650/475														

**MAYBACH**

Serie 240	09.02→	②		<b>A 946 S</b> ..118 946	680/680														
-----------	--------	---	--	-----------------------------	---------	--	--	--	--	--	--	--	--	--	--	--	--	--	--

**MAZDA**

121 [JA/JB]	01.96-01.02	①								<b>480 S</b> ..118 541	475/475	<b>480</b> ..118 540	475/475			<b>H 503</b> ..004 660	500		
2 [DY]	02.03-06.07	①		<b>AR 601 S</b> ..118 907	600/400			<b>AF 601</b> ..014 193	600/400	<b>601 S</b> ..010 297	600/400	<b>601</b> ..118 304	575/400			<b>H 354</b> ..011 433	350		
[DE]	06.07-12.14	①		<b>AR 605 S</b> ..007 504	600/340			<b>AF 605</b> ..014 489	600/340	<b>578 S</b> ..010 404	575/360	<b>605</b> ..010 270	600/340			<b>H 354</b> ..011 433	350		
[DJ]	10.14→	①	KUR	<b>AR 552 S</b> ..118 984	550/400		KUR	<b>AF 552</b> ..014 191	550/400			<b>552</b> ..010 405	550/400			<b>H 354</b> ..011 433	350		
3 [BK]	07.03-12.08	①		<b>AR 531 S</b> ..118 901	530/450			<b>AF 531</b> ..014 189	530/450	<b>531 S</b> ..118 403	530/450	<b>531</b> ..118 402	530/450						



			AEROTWIN		AEROFIT		TWIN SPOILER		TWIN		REAR	
			Set	Set	Set	Set	Set	Set	?	?	?	?
3 397...												
3	[BK]	07.03-12.08	②	A 927 S ..118 927	530/475	AF 925 ..014 217	530/475					
				KUR, WW AM 460 S ..007 460	530/450							
	[BL]	12.08-12.13	①	AR 607 S ..118 909	600/475	AF 607 ..014 195	600/475					
	[BM;BN]	08.13→	①	AR 602 S ..014 421	600/450			604 S ..118 303	600/450			
	[BP]	01.19→	①	KUR AR 653 S ..118 911	650/400							
3	Hatchback [BK]	07.03-12.08	①	AR 531 S ..118 901	530/450	AF 531 ..014 189	530/450	531 S ..118 403	530/450	531 ..118 402	H 351 ..004 559	350
			②	A 927 S ..118 927	530/475	AF 925 ..014 217	530/475					
				KUR, WW AM 460 S ..007 460	530/450							
	[BL]	12.08-12.13	①	AR 607 S ..118 909	600/475	AF 607 ..014 195	600/475				H 352 ..011 430	350
	[BM]	07.13→	①	AR 602 S ..014 421	600/450			604 S ..118 303	600/450		FPJ H 290 ..011 814	300
										V27	H 306 ..011 432	300
	[BN]	06.16→	①	AR 602 S ..014 421	600/450			604 S ..118 303	600/450		FPJ H 290 ..011 814	300
	[BP]	11.18→	①	KUR AR 653 S ..118 911	650/400						H 354 ..011 433	350
323	[BJ]	05.98-09.03	①	AR 531 S ..118 901	530/450	AF 531 ..014 189	530/450	531 S ..118 403	530/450	531 ..118 402		
323	Hatchback [BJ]	06.98-09.03	①	AR 531 S ..118 901	530/450	AF 531 ..014 189	530/450	531 S ..118 403	530/450	531 ..118 402	① H 341 ..004 755	340
5	[CR]	02.05-12.10	①	AR 653 S ..118 911	650/400			653 S ..118 325	650/400	653 ..118 324	H 290 ..011 814	300
	[CW]	06.10→	①	AR 653 S ..118 911	650/400			653 S ..118 325	650/400	653 ..118 324	H 309 ..011 630	300
6	Fastback [GG/GY]	04.02-08.08	①	AR 728 S ..118 904	550/475	AF 554 ..014 192	550/475	KUR 531 S ..118 403	530/450	531 ..118 402	① H 500 ..004 760	500
	[GH]	08.07-12.12	①	AR 601 S ..118 907	600/400	AF 601 ..014 193	600/400	601 S ..010 297	600/400	612 ..010 413	① H 500 ..004 760	500
6	Sedan [GG/GY]	02.02-08.07	①	AR 728 S ..118 904	550/475	AF 554 ..014 192	550/475	KUR 531 S ..118 403	530/450	531 ..118 402		
	[GH]	08.07-12.12	①	AR 601 S ..118 907	600/400	AF 601 ..014 193	600/400	601 S ..010 297	600/400	612 ..010 413		
	[GJ]	09.12→	①	AR 602 S ..014 421	600/450			604 S ..118 303	600/450			
	[GL]	09.12-09.18	①	AR 602 S ..014 421	600/450			604 S ..118 303	600/450			
		09.18→	⑩	A 398 S ..014 398	600/450							
6	Wagon [GY]	06.02-12.07	①	AR 728 S ..118 904	550/475	AF 554 ..014 192	550/475	KUR 531 S ..118 403	530/450	531 ..118 402		
	[GH]	12.07-12.12	①	AR 601 S ..118 907	600/400	AF 601 ..014 193	600/400	601 S ..010 297	600/400	612 ..010 413	H 352 ..011 430	350
	[GJ]	10.12→	①	AR 602 S ..014 421	600/450			604 S ..118 303	600/450		H 309 ..011 630	300
	[GL]	10.12-09.18	①	AR 602 S ..014 421	600/450			604 S ..118 303	600/450		H 309 ..011 630	300
		09.18→	⑩	A 398 S ..014 398	600/450						H 309 ..011 630	300







◀ MAZDA

3 397...

Model	Period	Notes	Aerotwin Set	Aerofit Set	Twin Spoiler Set	Twin Set	Rear						
626 [GF]	05.97-07.02	①	AR 531 S ..118 901	530/450	AF 531 ..014 189	530/450	531 S ..118 403	530/450	531 ..118 402	530/450			
626 Fastback [GF]	08.99-04.02	①	AR 531 S ..118 901	530/450	AF 531 ..014 189	530/450	531 S ..118 403	530/450	531 ..118 402	530/450	①	H 500 ..004 760	500
626 Hatchback [GF]	04.97-07.02	①	AR 531 S ..118 901	530/450	AF 531 ..014 189	530/450	531 S ..118 403	530/450	531 ..118 402	530/450	KUR ①	H 500 ..004 760	500
626 Wagon [GW]	10.97-04.02	①	AR 531 S ..118 901	530/450	AF 531 ..014 189	530/450	531 S ..118 403	530/450	531 ..118 402	530/450			
BT-50 [UN]	03.06-07.12	①	AR 450 S ..118 994	450/450			450 S ..118 506	450/450	450 ..118 505	450/450			
CX-3 [DK]	02.15→	① KUR	AR 531 S ..118 901	530/450	AF 531 ..014 189	530/450	KUR		531 ..118 402	530/450		H 250 ..011 629	250
CX-30 [DM]	04.19→	①	AR 653 S ..118 911	650/400								H 354 ..011 433	350
CX-5 [KE]	11.11→	①	AR 602 S ..014 421	600/450			604 S ..118 303	600/450				H 352 ..011 430	350
[KF]	02.17→	⑩	A 398 S ..014 398	600/450								H 352 ..011 430	350
CX-7 [ER]	09.06→	①	AR 653 S ..118 911	650/400			653 S ..118 325	650/400	653 ..118 324	650/400		H 352 ..011 430	350
CX-9 [TB]	09.06-12.15	① KUR	AR 653 S ..118 911	650/400			KUR 653 S ..118 325	650/400	653 ..118 324	650/400		H 352 ..011 430	350
Demio [DW]	07.96-02.03	①							361 ..001 361	500/400	①	H 420 ..004 758	425
MPV [LW]	05.99-08.04	① KUR	AR 997 S ..118 997	600/550	KUR AF 602 ..014 196	600/550			603 ..118 301	600/600	①	H 400 ..004 757	400
MX-30 [DR]	05.20→											H 354 ..011 433	350
MX-5 [NB]	01.98-07.05	①	AR 450 S ..118 994	450/450			450 S ..118 506	450/450	450 ..118 505	450/450			
[NC]	07.05-03.15	①					450 S ..118 506	450/450	450 ..118 505	450/450			
[ND]	05.15→	①	AR 451 S ..014 076	450/475			KUR		450 ..118 505	450/450			
			KUR AR 450 S ..118 994	450/450									
Premacy [CP]	03.99-05.05	①	AR 601 S ..118 907	600/400	AF 601 ..014 193	600/400	601 S ..010 297	600/400	601 ..118 304	575/400	①	H 341 ..004 755	340
RX-8 [FE/SE]	04.03-04.12	①	AR 502 S ..118 995	500/450	AF 502 ..014 187	500/450	502 S ..118 564	500/450	502 ..118 563	500/450			
Serie B	02.84-01.10	①							400 ..118 610	400/400			
[UF/UN]	03.96-03.06	①	AR 450 S ..118 994	450/450			450 S ..118 506	450/450	450 ..118 505	450/450			
Serie E	02.84-12.06	①							400 ..118 610	400/400	①	H 380 ..004 756	380
Tribute [EP]	02.01-09.09	①	AR 480 S ..118 900	475/475	AF 480 ..009 848	475/475	480 S ..118 541	475/475	480 ..118 540	475/475	①	H 251 ..011 813	250
Xedos-9 [TA]	07.93-11.02	①	AR 533 S ..118 902	530/475			532 S ..118 404	530/500					

MERCEDES-BENZ

Citan	07.12→	①	AR 550 S ..118 906	550/530								MHK	H 351 ..004 559	350
		⑦	A 424 S ..007 424	600/550								MHT ①	H 341 ..004 755	340





3 397...

Model	Year	Code	Part	Size	Part	Size	Part	Size	Part	Size	Part	Size	
<b>EQC-Class</b> [293]	05.19→	⑨	<b>A 843 S</b> ..009 843	550/550							APE	<b>A 282 H</b> ..008 634	280
<b>Serie A</b> [168]	10.97-08.04	①	<b>AR 991 S</b> ..118 991	650/575	<b>AF 655</b> ..014 198	650/550	<b>652 S</b> ..118 327	650/575	<b>655</b> ..010 302	650/550	①	<b>H 341</b> ..004 755	340
[169]	09.04-06.12	⑥	<b>A 967 S</b> ..118 967	650/575	<b>AF 967</b> ..014 229	650/575						<b>H 301</b> ..004 629	300
[176]	06.12-06.15	⑥	<b>A 929 S</b> ..118 929	600/475	<b>AF 462</b> ..014 224	600/475					⑥	<b>A 230 H</b> ..006 864	240
			WW <b>AM 462 S</b> ..007 462	600/475									
	07.15-05.18	⑨	<b>A 204 S</b> ..014 204	600/475							⑥	<b>A 230 H</b> ..006 864	240
[177]	02.18→	⑨	KUR <b>A 204 S</b> ..014 204	600/475								<b>A 332 H</b> ..008 635	330
<b>Serie A (Limousine)</b> [177]	09.18→	⑨	KUR <b>A 204 S</b> ..014 204	600/475									
<b>Serie B</b> [245]	04.05-05.11	⑥	<b>A 967 S</b> ..118 967	650/575	<b>AF 967</b> ..014 229	650/575						<b>H 840</b> ..004 802	290
[246]	09.11-06.15	⑥	<b>A 820 S</b> ..014 825	650/475	<b>AF 467</b> ..014 227	650/475						<b>H 261</b> ..011 676	260
			WW <b>AM 467 S</b> ..007 467	650/475									
	07.15-12.18	⑨	<b>A 206 S</b> ..014 206	650/475								<b>H 261</b> ..011 676	260
[247]	12.18→	⑨	KUR <b>A 206 S</b> ..014 206	650/475								<b>A 332 H</b> ..008 635	330
<b>Serie C</b> [203]	05.00-06.03	①	<b>AR 801 S</b> ..118 996	600/530			BGO <b>801 S</b> ..001 802	600/530	<b>801</b> ..001 801	600/530			
	07.03-08.07	④	KUR <b>A 933 S</b> ..118 933	550/550									
[204]	01.07-11.08	②	<b>A 053 S</b> ..009 053	600/600	<b>AF 938</b> ..009 093	600/600							
	12.08-03.13	②	<b>A 938 S</b> ..118 938	600/600	<b>AF 938</b> ..009 093	600/600							
	04.13-12.14	③	<b>A 825 S</b> ..009 825	600/600									
[205]	11.13-08.14	⑥	TW <b>A 969 S</b> ..118 969	550/550									
	08.14-10.14	⑥	TW <b>A 969 S</b> ..118 969	550/550									
		⑨	TW <b>A 843 S</b> ..009 843	550/550									
	10.14→	⑨	TW <b>A 843 S</b> ..009 843	550/550									
[206]	03.21→	⑬	<b>A 893 S</b> ..009 893	550/550									
<b>Serie C (Cabrio)</b> [205]	04.16→	⑨	<b>A 843 S</b> ..009 843	550/550									
<b>Serie C (Sportcoupe)</b> [203]	01.01-06.03	①	<b>AR 801 S</b> ..118 996	600/530			BGO <b>801 S</b> ..001 802	600/530	<b>801</b> ..001 801	600/530			
	07.03-02.08	④	KUR <b>A 933 S</b> ..118 933	550/550									
<b>Serie C (T-Modell)</b> [202]	05.96-02.01	①	<b>AR 60 N</b> ..008 843	600					<b>600</b> ..018 300	600	①	<b>H 405</b> ..004 764	400
[203]	01.01-06.03	①	<b>AR 801 S</b> ..118 996	600/530			BGO <b>801 S</b> ..001 802	600/530	<b>801</b> ..001 801	600/530	①	<b>H 382</b> ..011 412	380
	07.03-08.07	④	KUR <b>A 933 S</b> ..118 933	550/550							①	<b>H 382</b> ..011 412	380





◀ MERCEDES-BENZ

3 397...

Model	Period	Code	Part 1	Part 2	Part 3	Part 4	Part 5	Part 6	Part 7	Part 8	Part 9	Part 10	Part 11	Part 12	Part 13	Part 14	Part 15	
Serie C (T-Modell) [204]	09.07-11.08	②	<b>A 053 S</b> ..009 053	600/600	<b>AF 938</b> ..009 093	600/600										<b>H 840</b> ..004 802	290	
	12.08-03.13	②	<b>A 938 S</b> ..118 938	600/600	<b>AF 938</b> ..009 093	600/600										<b>H 840</b> ..004 802	290	
	04.13-12.14	③	<b>A 825 S</b> ..009 825	600/600												<b>H 840</b> ..004 802	290	
	[205]	05.14-08.14	⑥ TW	<b>A 969 S</b> ..118 969	550/550											⑥ <b>A 275 H</b> ..013 741	265	
		08.14-10.14	⑥ TW	<b>A 969 S</b> ..118 969	550/550											⑥ <b>A 275 H</b> ..013 741	265	
			⑨ TW	<b>A 843 S</b> ..009 843	550/550													
		10.14-11.18	⑨ TW	<b>A 843 S</b> ..009 843	550/550											⑥ <b>A 275 H</b> ..013 741	265	
	12.18→	⑨ TW	<b>A 843 S</b> ..009 843	550/550											APE ⑥ <b>A 282 H</b> ..008 634	280		
[206]	03.21→	⑩	<b>A 893 S</b> ..009 893	550/550														
Serie C Coupé [204]	03.11-04.13	②	<b>A 938 S</b> ..118 938	600/600	<b>AF 938</b> ..009 093	600/600												
	[205]	10.15→	⑨	<b>A 843 S</b> ..009 843	550/550													
Serie CL (Coupé) [215]	03.00-08.06	②	<b>A 946 S</b> ..118 946	680/680														
	[216]	06.06-12.14	②	<b>A 946 S</b> ..118 946	680/680													
Serie CLA [117]	12.12-06.15	⑥	<b>A 929 S</b> ..118 929	600/475	<b>AF 462</b> ..014 224	600/475												
		WW	<b>AM 462 S</b> ..007 462	600/475														
	07.15→	⑨	<b>A 204 S</b> ..014 204	600/475														
[118]	03.19→	⑨ KUR	<b>A 204 S</b> ..014 204	600/475											KUR <b>A 332 H</b> ..008 635	330		
Serie CLA Shooting Brake [117]	01.15-06.15	⑥	<b>A 929 S</b> ..118 929	600/475	<b>AF 462</b> ..014 224	600/475									⑥ <b>A 334 H</b> ..016 387	330		
		WW	<b>AM 462 S</b> ..007 462	600/475											WW ⑥ <b>A 333 H</b> ..008 995	330		
	07.15→	⑨	<b>A 204 S</b> ..014 204	600/475											⑥ <b>A 334 H</b> ..016 387	330		
															WW ⑥ <b>A 333 H</b> ..008 995	330		
[118]	06.19→	⑨ KUR	<b>A 204 S</b> ..014 204	600/475										KUR <b>A 332 H</b> ..008 635	330			
Serie CLC [203]	03.08-10.10	④ KUR	<b>A 933 S</b> ..118 933	550/550														
Serie CLK (Cabrio) [208]	09.96-01.03	①	<b>AR 55 N</b> ..008 842	550			DRH				<b>600</b> ..018 300	600						
	[209]	09.01-12.09	④ KUR	<b>A 933 S</b> ..118 933	550/550													
Serie CLK (Coupé) [208]	01.97-09.02	①	<b>AR 55 N</b> ..008 842	550			DRH				<b>600</b> ..018 300	600						
	[209]	08.01-04.09	④ KUR	<b>A 933 S</b> ..118 933	550/550													
Serie CLS [219]	06.04-02.11	②	<b>A 948 S</b> ..118 948	650/650														
Serie CLS Coupé [218]	07.10-02.14	②	<b>A 938 S</b> ..118 938	600/600														





3 397...

<b>Serie CLS Coupé</b> [218]	03.14→	③	<b>A 825 S</b> ..009 825	600/600														
[257]	12.17→	⑨	<b>A 242 S</b> ..014 242	600/550														
<b>Serie CLS Shooting Brake</b> [218]	06.12-02.14	②	<b>A 938 S</b> ..118 938	600/600										KUR ⑥	<b>A 334 H</b> ..016 387	330		
	03.14→	③	<b>A 825 S</b> ..009 825	600/600										KUR, ⑥ WW	<b>A 333 H</b> ..008 995	330		
														KUR ⑥	<b>A 334 H</b> ..016 387	330		
														KUR, ⑥ WW	<b>A 333 H</b> ..008 995	330		
<b>Serie E</b> [210]	06.95-08.03	①	<b>AR 60 N</b> ..008 843	600									<b>455</b> ..012 455	640				
[211]	03.02-08.09	②	<b>A 948 S</b> ..118 948	650/650	<b>AF 948</b> ..009 111	650/650												
[212]	08.08-02.14	②	<b>A 938 S</b> ..118 938	600/600														
	03.14-09.16	③	<b>A 825 S</b> ..009 825	600/600														
[213]	01.16→	⑨	<b>A 242 S</b> ..014 242	600/550														
<b>Serie E (Cabrio)</b> [207]	01.10-01.13	②	<b>A 938 S</b> ..118 938	600/600														
	01.13-04.13	②	<b>A 938 S</b> ..118 938	600/600														
		③	<b>A 825 S</b> ..009 825	600/600														
	04.13→	③	<b>A 825 S</b> ..009 825	600/600														
[238]	06.17→	⑨	<b>A 242 S</b> ..014 242	600/550														
<b>Serie E (Coupé)</b> [207]	02.09-01.13	②	<b>A 938 S</b> ..118 938	600/600														
	01.13-04.13	②	<b>A 938 S</b> ..118 938	600/600														
		③	<b>A 825 S</b> ..009 825	600/600														
	04.13→	③	<b>A 825 S</b> ..009 825	600/600														
[238]	12.16→	⑨	<b>A 242 S</b> ..014 242	600/550														
<b>Serie E (T-Modell)</b> [210]	05.96-02.03	①	<b>AR 60 N</b> ..008 843	600									<b>455</b> ..012 455	640	①	<b>H 405</b> ..004 764	400	
[211]	02.03-08.09	②	<b>A 948 S</b> ..118 948	650/650	<b>AF 948</b> ..009 111	650/650									①	<b>H 420</b> ..004 758	425	
[212]	08.09-02.14	②	<b>A 938 S</b> ..118 938	600/600												<b>H 301</b> ..004 629	300	
	03.14-08.16	③	<b>A 825 S</b> ..009 825	600/600												<b>H 301</b> ..004 629	300	
[213]	06.16-01.19	⑨	<b>A 242 S</b> ..014 242	600/550												<b>A 301 H</b> ..016 465	300	
	02.19→	⑨	<b>A 242 S</b> ..014 242	600/550										APE	<b>A 282 H</b> ..008 634	280		
<b>Serie EQA</b> [243]	11.20→		<b>A 206 S</b> ..014 206	650/475												<b>A 332 H</b> ..008 635	330	
<b>Serie G</b> [463]	09.89→	①	<b>AR 400 U</b> ..008 932	400									<b>400</b> ..118 610	400/400	①	<b>H 380</b> ..004 756	380	





◀ MERCEDES-BENZ

3 397...

Model	Year Range	Code	Part 1	Part 2	Part 3	Part 4	Part 5	Part 6	Part 7	Part 8	Part 9	Part 10	Part 11	Part 12	Part 13	Part 14	Part 15	
Serie G II [463]	01.19→																A 301 H ..016 465	300
Serie GL [164]	02.06-12.12	⑥	A 093 S ..007 093	700/530													H 301 ..004 629	300
[166]	08.12-09.15	③	A 854 S ..007 854	650/575													H 301 ..004 629	300
Serie GLA [156]	10.13-06.15	⑥	A 929 S ..118 929	600/475	AF 462 ..014 224	600/475										KUR ⑥	A 275 H ..013 741	265
			WW AM 462 S ..007 462	600/475														
	07.15→	⑨	A 204 S ..014 204	600/475												KUR ⑥	A 275 H ..013 741	265
[247]	02.20→	⑨	KUR A 206 S ..014 206	650/475													A 332 H ..008 635	330
Serie GLB [247]	07.19→	⑨	A 242 S ..014 242	600/550													A 282 H ..008 634	280
Serie GLC [253]	07.15-11.18	⑨	A 843 S ..009 843	550/550													⑥ A 334 H ..016 387	330
	12.18→	⑨	A 843 S ..009 843	550/550												APE, KUR	A 282 H ..008 634	280
Serie GLC (Coupé) [253]	06.16→	⑨	A 843 S ..009 843	550/550														
Serie GLE [166]	07.15-10.18	③	NWB A 854 S ..007 854	650/575													H 840 ..004 802	290
[167]	12.18→	⑨	NWB A 832 S ..014 832	650/550												KUR	A 332 H ..008 635	330
Serie GLE (Coupé) [292]	04.15→	③	NWB A 854 S ..007 854	650/575														
Serie GLK [204]	06.08-01.14	②	KUR A 931 S ..118 931	550/450	KUR AF 461 ..014 218	550/450											H 301 ..004 629	300
			KUR, WW AM 461 S ..014 123	550/450														
	02.14→	③	KUR A 696 S ..007 696	550/450	KUR AF 461 ..014 218	550/450											H 301 ..004 629	300
			KUR, WW AM 461 S ..014 123	550/450														
Serie GLS [166]	09.15→	③	NWB A 854 S ..007 854	650/575													H 301 ..004 629	300
[167]	04.19→	⑨	NWB A 833 S ..014 833	650/550														
Serie ML [163]	03.98-06.05	①	AR 550 S ..118 906	550/530						550 S ..118 421	550/550	550 ..118 420	550/550				① H 420 ..004 758	425
[164]	03.05-08.11	⑥	A 093 S ..007 093	700/530													H 301 ..004 629	300
[166]	06.11-08.11	⑥	A 093 S ..007 093	700/530													H 301 ..004 629	300
	09.11-04.15	③	A 854 S ..007 854	650/575													H 301 ..004 629	300
Serie R [251]	09.05-10.12	⑥	A 093 S ..007 093	700/530													H 301 ..004 629	300
Serie S [220]	03.00-08.06	②	A 946 S ..118 946	680/680														
[221]	09.05-12.13	②	A 946 S ..118 946	680/680														
[222]	05.13→	⑥	NWB A 212 S ..014 212	650/550						DRH								





3 397...

			AEROTWIN Set		AEROFIT Set		TWIN SPOILER Set		TWIN Set		REAR	
Serie SL [129]	03.89-08.01	①	AR 55 N ..008 842	550			DRH		600 ..018 300	600		
[230]	10.01-11.12	②	A 948 S ..118 948	650/650								
Serie SLC [172]	12.15→	⑥	A 969 S ..118 969	550/550								
Serie SLK [170]	09.96-03.04	①	AR 550 S ..118 906	550/530			550 S ..118 421	550/550	550 ..118 420	550/550		
[171]	04.04-02.11	⑥	A 969 S ..118 969	550/550								
[172]	01.11-12.15	⑥	A 969 S ..118 969	550/550								
Serie SLR [199]	04.04-12.09	②	A 948 S ..118 948	650/650								
Serie V [638TON]	04.96-09.03	①	SDV AR 725 S ..007 567	650/550			SDV		725 ..001 725	650/550	① H 450 ..004 763	450
[447]	04.14→	⑨	A 179 S ..014 179	700/450							APE, WW A 403 H ..008 998	400
											KUR A 402 H ..008 057	400
Serie X [470]	09.17→	①	KUR AR 601 S ..118 907	600/400					576 ..118 452	575/450		
Sprinter [T1N]	02.95-05.06	①	AR 801 S ..118 996	600/530					543 ..001 543	600/530		
[NCV3]	04.06→	⑥	A 215 S ..007 215	650/600							⑥ A 425 H ..008 051	425
[VS30]	07.18→	⑨	SWO A 615 S ..014 615	650/600								
Sprinter Classic [909]	11.13→	①	AR 801 S ..118 996	600/530					543 ..001 543	600/530		
Vaneo [414]	02.02-01.04	①	AR 991 S ..118 991	650/575	AF 655 ..014 198	650/550	652 S ..118 327	650/575			① H 380 ..004 756	380
	02.04-08.05	⑥	A 967 S ..118 967	650/575	AF 967 ..014 229	650/575					① H 380 ..004 756	380
Viano [639TON]	09.03-08.05	①	SDV AR 703 S ..007 568	700/650			SDV 703 S ..118 205	700/650			MGT ① H 400 ..004 757	400
											MHK ① H 341 ..004 755	340
											MHK, ① H 340 ..004 754	340
	09.05-08.10	⑥	A 100 S ..007 100	700/650							MGT ① H 400 ..004 757	400
											MHK ① H 341 ..004 755	340
											MHK, ① H 340 ..004 754	340
	09.10-12.14	⑥	A 100 S ..007 100	700/650							⑥ A 381 H ..008 996	380
Vito [638TON]	11.95-09.03	①	SDV AR 725 S ..007 567	650/550			SDV		725 ..001 725	650/550	① H 450 ..004 763	450
[639TON]	10.03-08.05	①	SDV AR 703 S ..007 568	700/650			SDV 703 S ..118 205	700/650			MGT ① H 400 ..004 757	400
											MHK ① H 341 ..004 755	340
											MHK, ① H 340 ..004 754	340





◀ MERCEDES-BENZ

3 397...

Vito [639TON]	09.05-08.10	⑥	<b>A 100 S</b> ..007 100	700/650										MGT ①	<b>H 400</b> ..004 757	400
														MHK ①	<b>H 341</b> ..004 755	340
														MHK, ① WW	<b>H 340</b> ..004 754	340
	09.10-12.14	⑥	<b>A 100 S</b> ..007 100	700/650										⑥	<b>A 381 H</b> ..008 996	380
[447]	09.14→	⑨	<b>A 179 S</b> ..014 179	700/450										KUR	<b>A 402 H</b> ..008 057	400

**MG**

MGF	10.95-03.02	①						<b>500 S</b> ..118 561	500/500	<b>500</b> ..118 560	500/500					
MGTF	03.02→	①	<b>AR 500 S</b> ..009 081	500/500						<b>500</b> ..118 560	500/500					
ZR	10.01-05.05	①	<b>AR 450 S</b> ..118 994	450/450				<b>450 S</b> ..118 506	450/450	<b>450</b> ..118 505	450/450		①	<b>H 450</b> ..004 763	450	
ZS	10.01-05.05	①	<b>AR 502 S</b> ..118 995	500/450	<b>AF 502</b> ..014 187	500/450		<b>502 S</b> ..118 564	500/450	<b>502</b> ..118 563	500/450		①	<b>H 450</b> ..004 763	450	
ZT	10.01-05.05	①	<b>AR 550 S</b> ..118 906	550/530				<b>550 S</b> ..118 421	550/550	<b>550</b> ..118 420	550/550					
ZT-Tourer	10.01-05.05	①	<b>AR 550 S</b> ..118 906	550/530				<b>550 S</b> ..118 421	550/550	<b>550</b> ..118 420	550/550			<b>H 351</b> ..004 559	350	

**MIA Electric**

mia 18 kW	02.12→	① ZE	<b>AR 400 U</b> ..008 932	400						<b>400</b> ..118 610	400/400					
-----------	--------	------	------------------------------	-----	--	--	--	--	--	-------------------------	---------	--	--	--	--	--

**MINI (BMW)**

Mini [R50,R53]	06.01-07.04	①	<b>AR 450 S</b> ..118 994	450/450				<b>480 S</b> ..118 541	475/475	<b>480</b> ..118 540	475/475					
	08.04-11.06	①	<b>AR 450 S</b> ..118 994	450/450				<b>480 S</b> ..118 541	475/475	<b>480</b> ..118 540	475/475			<b>H 840</b> ..004 802	290	
[R56]	11.06-03.12	①	<b>AR 450 S</b> ..118 994	450/450				<b>480 S</b> ..118 541	475/475	<b>480</b> ..118 540	475/475			<b>H 240</b> ..011 677	240	
	04.12-11.13	⑦	<b>A 856 S</b> ..007 856	450/475										<b>H 240</b> ..011 677	240	
[F55,F56]	09.13→	①	<b>AR 451 S</b> ..014 076	450/475										<b>H 240</b> ..011 677	240	
Mini Cabrio [R52,R57]	07.04-03.12	①	<b>AR 450 S</b> ..118 994	450/450				<b>480 S</b> ..118 541	475/475	<b>480</b> ..118 540	475/475					
[R57]	04.12-06.15	⑦	<b>A 856 S</b> ..007 856	450/475												
[F57]	03.16→	①	<b>AR 451 S</b> ..014 076	450/475												
Mini Clubman [R55]	11.07-03.12	①	<b>AR 450 S</b> ..118 994	450/450				<b>480 S</b> ..118 541	475/475	<b>480</b> ..118 540	475/475		ZE ⑥	<b>A 280 H</b> ..008 005	280	
	04.12-08.14	⑦	<b>A 856 S</b> ..007 856	450/475									ZE ⑥	<b>A 280 H</b> ..008 005	280	
[F54]	09.15-06.18	③	<b>A 108 S</b> ..014 211	550/500										<b>H 250</b> ..011 629	250	





3 397...

Mini Clubvan [R55]	02.13-06.14	⑦	<b>A 856 S</b> ..007 856	450/475															ZE ⑥	<b>A 280 H</b> ..008 005	280
Mini Countryman [R60]	09.10-10.16	⑥	<b>A 637 S</b> ..007 637	475/500																<b>H 240</b> ..011 677	240
[F60]	09.16→	⑫	<b>A 112 S</b> ..014 313	575/530																<b>A 250 H</b> ..008 056	250
Mini Coupé [R58]	09.11→	⑥	KUR <b>A 922 S</b> ..118 922	500/500																	
Mini Coupé Roadster [R59]	02.12→	⑥	KUR <b>A 922 S</b> ..118 922	500/500																	
Mini Paceman [R61]	03.13-09.16	⑥	<b>A 637 S</b> ..007 637	475/500																<b>A 283 H</b> ..016 466	280
																			WW,APE	<b>A 281 H</b> ..008 045	280

MITSUBISHI

ASX [GA]	04.10→	①	<b>AR 801 S</b> ..118 996	600/530					<b>611 S</b> ..010 300	600/530	<b>543</b> ..001 543	600/530								<b>H 250</b> ..011 629	250
Attrage [A1]	03.18→	①	<b>AR 553 S</b> ..007 589	550/340							<b>553</b> ..010 274	550/340									
Carisma [DA]	05.96-12.03	①	<b>AR 532 S</b> ..118 986	530/500		<b>AF 532</b> ..014 190	530/500		<b>532 S</b> ..118 404	530/500											
Carisma Hatchback [DA]	05.95-12.03	①	<b>AR 532 S</b> ..118 986	530/500		<b>AF 531</b> ..014 190	530/500		<b>532 S</b> ..118 404	530/500									①	<b>H 500</b> ..004 760	500
Colt [CJ]	11.95-06.03	①	<b>AR 533 S</b> ..118 902	530/475	KUR	<b>AF 531</b> ..014 189	530/450		<b>533 S</b> ..118 406	530/475	<b>533</b> ..118 405	530/475							①	<b>H 341</b> ..004 755	340
[CZ]	04.04-09.08	①	<b>AR 128 S</b> ..014 128	650/300		<b>AF 605</b> ..014 489	600/340				<b>605</b> ..010 270	600/340	L34							<b>H 351</b> ..004 559	350
	10.08-04.13	①	<b>AR 128 S</b> ..014 128	650/300		<b>AF 605</b> ..014 489	600/340				<b>605</b> ..010 270	600/340	L30							<b>H 304</b> ..004 990	300
			WW <b>AR 605 S</b> ..007 504	600/340																	
Colt Cabrio [CZ]	03.06-07.08	①	<b>AR 128 S</b> ..014 128	650/300				KUR, FAS			<b>650 U</b> ..004 587	650									
Eclipse Cross [GK]	10.17→	①	<b>AR 603 S</b> ..014 537	600/500																<b>H 250</b> ..011 629	250
Galant [EA]	10.96-05.03	①	<b>AR 531 S</b> ..118 901	530/450		<b>AF 531</b> ..014 189	530/450		<b>531 S</b> ..118 403	530/450	<b>531</b> ..118 402	530/450									
	09.04-08.12	①	KUR <b>AR 813 S</b> ..118 912	650/450				KUR			<b>803</b> ..001 803	650/450									
Galant Fortis Sportback	12.08-12.09	①	KUR <b>AR 601 S</b> ..118 907	600/400	KUR	<b>AF 601</b> ..014 193	600/400		<b>601 S</b> ..010 297	600/400	<b>612</b> ..010 413	600/400								<b>H 354</b> ..011 433	350
Galant Station Wagon [EA]	10.96-09.02	①	<b>AR 531 S</b> ..118 901	530/450		<b>AF 531</b> ..014 189	530/450		<b>531 S</b> ..118 403	530/450	<b>531</b> ..118 402	530/450		①						<b>H 400</b> ..004 757	400
Galloper	05.98-12.01	①	<b>AR 450 S</b> ..118 994	450/450							<b>450</b> ..118 505	450/450									
Grandis	01.04-01.08	①	FAS <b>AR 70 N</b> ..008 845	700				FAS			<b>700 U</b> ..004 489	700								<b>H 306</b> ..011 432	300
			BEI <b>AR 55 N</b> ..008 842	550				BEI			<b>550 U</b> ..004 585	550									
	02.08-11.10	①	FAS <b>AR 70 N</b> ..008 845	700				FAS			<b>700 U</b> ..004 489	700								<b>H 306</b> ..011 432	300
			BEI <b>AR 55 N</b> ..008 842	550				BEI			<b>550 U</b> ..004 585	550									
i-Miev	10.10→	①	<b>AR 70 N</b> ..008 845	700							<b>700 U</b> ..004 489	700								<b>H 306</b> ..011 432	300







◀ MITSUBISHI

3 397...

Model	Year Range	Notes	AR (mm)	AF (mm)	TS (mm)	TW (mm)	REAR (mm)					
L 200 [K0/K1/K2/K3]	10.86-03.01	①				400 ..118 610	400/400					
[K6/K7]	01.96-12.07	①	AR 480 S ..118 900	475/475	AF 480 ..009 848	475/475	480 S ..118 541	475/475	480 ..118 540	475/475		
[KB]	12.05-10.09	①	AR 533 S ..118 902	530/475	KUR AF 531 ..014 189	530/450	533 S ..118 406	530/475	533 ..118 405	530/475		
[KA,KB]	11.09→	①	KUR AR 531 S ..118 901	530/450	KUR AF 531 ..014 189	530/450	KUR 531 S ..118 403	530/450	531 ..118 402	530/450		
[KL,KK]	02.15→	①	KUR AR 531 S ..118 901	530/450	KUR AF 531 ..014 189	530/450	KUR 531 S ..118 403	530/450	531 ..118 402	530/450		
L 200 Forte [K7]	01.96→	①	AR 480 S ..118 900	475/475	AF 480 ..009 848	475/475	480 S ..118 541	475/475	480 ..118 540	475/475		
L 300 [P]	12.87-12.01	①	AR 450 S ..118 994	450/450			450 S ..118 506	450/450	450 ..118 505	450/450		
L 300 Exceed	02.00→	①	ZE AR 400 U ..008 932	400					400 ..118 610	400/400		
Lancer [CK/CP/CN]	11.95-05.01	①	AR 533 S ..118 902	530/475	KUR AF 531 ..014 189	530/450	533 S ..118 406	530/475	533 ..118 405	530/475		
[CS/CT]	12.00-04.10	①	AR 604 S ..118 908	600/450	AF 604 ..014 194	600/450	604 S ..118 303	600/450				
[CY/CZ]	03.07→	①	KUR AR 601 S ..118 907	600/400	KUR AF 601 ..014 193	600/400	601 S ..010 297	600/400	612 ..010 413	600/400		
Lancer Sedan [CK/CP/CN]	05.96-05.01	①	AR 533 S ..118 902	530/475	KUR AF 531 ..014 189	530/450	533 S ..118 406	530/475	533 ..118 405	530/475		
Lancer Sportback [CX]	07.08-08.17	①	KUR AR 601 S ..118 907	600/400	KUR AF 601 ..014 193	600/400	601 S ..010 297	600/400	612 ..010 413	600/400	H 354 ..011 433	350
Lancer Station Wagon [CS/CT]	06.03-06.08	①	AR 604 S ..118 908	600/450	AF 604 ..014 194	600/450	604 S ..118 303	600/450				
Mirage [A0]	08.12→	①	AR 553 S ..007 589	550/340	KUR AF 535 ..014 488	530/340			553 ..010 274	550/340	H 309 ..011 630	300
Montero [V60,V70]	02.00-08.06	①	AR 500 S ..009 081	500/500	AF 500 ..009 110	500/500	500 S ..118 561	500/500	500 ..118 560	500/500	① H 400 ..004 757	400
[V80,V90]	09.06-07.09	①	AR 551 S ..118 905	550/500	KUR AF 532 ..014 190	530/500	551 S ..118 423	550/500	551 ..118 422	550/500	H 354 ..011 433	350
	08.09→	①	AR 551 S ..118 905	550/500	KUR AF 532 ..014 190	530/500	551 S ..118 423	550/500	551 ..118 422	550/500		
Outlander [CU]	02.03-09.07	①	AR 728 S ..118 904	550/475	AF 554 ..014 192	550/475	728 S ..001 728	550/475	727 ..001 727	550/475	H 352 ..011 430	350
[CW]	02.07-12.12	①	AR 801 S ..118 996	600/530			611 S ..010 300	600/530	543 ..001 543	600/530	H 306 ..011 432	300
Outlander III [GF]	04.12→	①	AR 813 S ..118 912	650/450							H 306 ..011 432	300
Pajero [V60,V70]	02.00-08.06	①	AR 500 S ..009 081	500/500	AF 500 ..009 110	500/500	500 S ..118 561	500/500	500 ..118 560	500/500	① H 400 ..004 757	400
[V80,V90]	09.06-07.09	①	AR 551 S ..118 905	550/500	KUR AF 532 ..014 190	530/500	551 S ..118 423	550/500	551 ..118 422	550/500	H 354 ..011 433	350
	08.09→	①	AR 551 S ..118 905	550/500	KUR AF 532 ..014 190	530/500	551 S ..118 423	550/500	551 ..118 422	550/500	H 306 ..011 432	300
Pajero Cabrio [V]	12.90-05.01	①	AR 480 S ..118 900	475/475	AF 480 ..009 848	475/475	480 S ..118 541	475/475	480 ..118 540	475/475		
Pajero Pinin [H]	10.99-02.06	①	AR 480 S ..118 900	475/475	AF 480 ..009 848	475/475	480 S ..118 541	475/475	480 ..118 540	475/475	① H 400 ..004 757	400
Pajero Sport [K]	07.96-02.09	①	AR 500 S ..009 081	500/500	AF 500 ..009 110	500/500	500 S ..118 561	500/500	500 ..118 560	500/500	L40 ① H 400 ..004 757	400
[KH]	07.08→	①	KUR AR 531 S ..118 901	530/450	KUR AF 531 ..014 189	530/450	KUR 531 S ..118 403	530/450	531 ..118 402	530/450	H 306 ..011 432	300
[KS]	12.15→	①	KUR AR 531 S ..118 901	530/450	KUR AF 531 ..014 189	530/450	KUR 531 S ..118 403	530/450	531 ..118 402	530/450		





3 397...

<b>Space Runner</b>	06.91-08.02	①	KUR	<b>AR 531 S</b> ..118 901	530/450	KUR	<b>AF 531</b> ..014 189	530/450	KUR	<b>531 S</b> ..118 403	530/450	<b>531</b> ..118 402	530/450			
<b>Space Star [DG]</b>	06.98-12.04	①		<b>AR 531 S</b> ..118 901	530/450		<b>AF 531</b> ..014 189	530/450		<b>531 S</b> ..118 403	530/450	<b>531</b> ..118 402	530/450	①	<b>H 341</b> ..004 755	340
[A0]	11.12→	①		<b>AR 553 S</b> ..007 589	550/340	KUR	<b>AF 535</b> ..014 488	530/340				<b>553</b> ..010 274	550/340		<b>H 309</b> ..011 630	300
<b>Space Wagon [N9]</b>	07.98-01.04	①							WOS			<b>653</b> ..118 324	650/400			

**NISSAN**

<b>350 Z [Z33]</b>	12.03-04.09	①		<b>AR 502 S</b> ..118 995	500/450		<b>AF 502</b> ..014 187	500/450		<b>502 S</b> ..118 564	500/450	<b>502</b> ..118 563	500/450			
<b>350 Z Cabriolet [Z33]</b>	06.02-04.09	①		<b>AR 502 S</b> ..118 995	500/450		<b>AF 502</b> ..014 187	500/450		<b>502 S</b> ..118 564	500/450	<b>502</b> ..118 563	500/450			
<b>350 Z Coupé [Z33]</b>	09.02-04.09	①		<b>AR 502 S</b> ..118 995	500/450		<b>AF 502</b> ..014 187	500/450		<b>502 S</b> ..118 564	500/450	<b>502</b> ..118 563	500/450			
<b>Almera [G15RA]</b>	11.12→	①	KUR	<b>AR 552 S</b> ..118 984	550/400	KUR	<b>AF 552</b> ..014 191	550/400				<b>552</b> ..010 405	550/400		<b>H 354</b> ..011 433	350
<b>Almera (Classic) [B10]</b>	01.06-11.12	①		<b>AR 552 S</b> ..118 984	550/400		<b>AF 552</b> ..014 191	550/400				<b>552</b> ..010 405	550/400			
<b>Almera Hatchback [N16E]</b>	01.00-09.02	①		<b>AR 552 S</b> ..118 984	550/400		<b>AF 552</b> ..014 191	550/400				<b>552</b> ..010 405	550/400	①	<b>H 341</b> ..004 755	340
	10.02-11.06	①		<b>AR 552 S</b> ..118 984	550/400		<b>AF 552</b> ..014 191	550/400				<b>552</b> ..010 405	550/400		<b>H 353</b> ..004 631	350
<b>Almera Sedan [N16;N16E]</b>	04.00-11.06	①		<b>AR 552 S</b> ..118 984	550/400		<b>AF 552</b> ..014 191	550/400				<b>552</b> ..010 405	550/400			
<b>Almera Tino [V10M]</b>	05.00-12.05	①		<b>AR 813 S</b> ..118 912	650/450							<b>803</b> ..001 803	650/450	①	<b>H 500</b> ..004 760	500
<b>Altima [L32/CL32]</b>	11.06→	①	KUR	<b>AR 653 S</b> ..118 911	650/400				KUR			<b>653</b> ..118 324	650/400			
<b>Cabstar [TLO]</b>	10.98-08.06	①		<b>AR 450 S</b> ..118 994	450/450							<b>450</b> ..118 505	450/450			
[F24]	09.06→	①		<b>AR 500 S</b> ..009 081	500/500		<b>AF 500</b> ..009 110	500/500				<b>500</b> ..118 560	500/500			
<b>Cube [Z12]</b>	08.09-03.11	①		<b>AR 500 S</b> ..009 081	500/500		<b>AF 500</b> ..009 110	500/500				<b>500</b> ..118 560	500/500		<b>H 306</b> ..011 432	300
<b>Evalia [M20M]</b>	01.11→	①		<b>AR 552 S</b> ..118 984	550/400		<b>AF 552</b> ..014 191	550/400				<b>552</b> ..010 405	550/400		<b>H 354</b> ..011 433	350
<b>Interstar [X70]</b>	07.02-06.10	①	SDV	<b>AR 609 S</b> ..009 776	600/600				SDV			<b>609</b> ..118 309	600/600			
<b>Juke [F15]</b>	07.10-03.17	①	KUR	<b>AR 553 S</b> ..007 589	550/340					<b>578 S</b> ..010 404	575/360	<b>553</b> ..010 274	550/340	KWB	<b>H 301</b> ..004 629	300
														①	<b>H 282</b> ..011 802	280
														WW ①	<b>H 280</b> ..018 802	280
	04.17→	⑥		<b>A 519 S</b> ..014 519	600/340									KWB	<b>H 301</b> ..004 629	300
														①	<b>H 282</b> ..011 802	280
														WW ①	<b>H 280</b> ..018 802	280
[F16E]	10.19→	③		<b>A 420 S</b> ..007 420	575/380										<b>H 301</b> ..004 629	300



			AEROTWIN Set		AEROFIT Set		TWIN SPOILER Set		TWIN Set		REAR		
			?	↕	↕	↕	↕	↕	↕	↕	?	↕	
◀ NISSAN			3 397...										
Kubistar [X76]	07.03-03.09	①	AR 500 S ..009 081	500/500	AF 500 ..009 110	500/500	500 S ..118 561	500/500	500 ..118 560	500/500	MHT	H 402 ..004 632	400
											MHK ①	H 341 ..004 755	340
Leaf [ZE0E]	10.10→	①	AR 653 S ..118 911	650/400								H 250 ..011 629	250
[ZE1E]	01.18→	①	AR 653 S ..118 911	650/400								H 354 ..011 433	350
Maxima [A34]	02.03-05.08	①	AR 653 S ..118 911	650/400			653 S ..118 325	650/400	653 ..118 324	650/400			
[A35]	09.08→	①	KUR AR 653 S ..118 911	650/400			KUR		653 ..118 324	650/400			
Maxima QX [CA33]	01.00-01.06	①	AR 813 S ..118 912	650/450					803 ..001 803	650/450			
Micra [K11E]	07.00-10.02	①	AR 502 S ..118 995	500/450	AF 502 ..014 187	500/450	502 S ..118 564	500/450	502 ..118 563	500/450	KWB	H 402 ..004 632	400
[K12E]	11.02-05.05	①	AR 531 S ..118 901	530/450	AF 531 ..014 189	530/450	531 S ..118 403	530/450	531 ..118 402	530/450		H 301 ..004 629	300
	06.05-10.10	①	AR 531 S ..118 901	530/450	AF 531 ..014 189	530/450	531 S ..118 403	530/450	531 ..118 402	530/450		H 402 ..004 632	400
[K13K]	07.10→	①			AF 535 ..014 488	530/340	535 S ..010 406	530/340				H 306 ..011 432	300
[K14FR]	01.17→	①	AR 656 S ..014 210	650/360	KUR AF 654 ..014 490	650/340	KUR		654 ..010 299	650/340		H 230 ..004 560	230
			KUR AR 654 S ..007 570	650/340									
Micra CC [K12E]	09.05-10.10	①	AR 531 S ..118 901	530/450	AF 531 ..014 189	530/450	531 S ..118 403	530/450	531 ..118 402	530/450			
Murano [Z50]	09.02-12.08	①	AR 813 S ..118 912	650/450								H 354 ..011 433	350
[Z51]	06.08-09.12	①	AR 653 S ..118 911	650/400									
	09.12→	①	AR 653 S ..118 911	650/400								H 306 ..011 432	300
[Z52R]	06.16→	①	AR 813 S ..118 912	650/450					803 ..001 803	650/450		H 306 ..011 432	300
Navara [D22]	06.00→	①	AR 480 S ..118 900	475/475	AF 480 ..009 848	475/475	480 S ..118 541	475/475	480 ..118 540	475/475			
[D40;D40M;D40T]	05.05→	①	AR 607 S ..118 909	600/475	AF 607 ..014 195	600/475	607 S ..118 306	600/475					
[D23M]	11.15→	①	KUR AR 601 S ..118 907	600/400	KUR AF 601 ..014 193	600/400	KUR		612 ..010 413	600/400			
Note [E11;E11E]	01.05-08.14	①	ORO AR 605 S ..007 504	600/340	ORO AF 605 ..014 489	600/340	ORO		605 ..010 270	600/340		H 306 ..011 432	300
							MRO	578 S ..010 404	575/360				
[E12]	08.13→	①	AR 128 S ..014 128	650/300	KUR AF 605 ..014 489	600/340						H 306 ..011 432	300
			KUR AR 605 S ..007 504	600/340									
NP200	10.08→	①	AR 500 S ..009 081	500/500					500 ..118 560	500/500			
NP300 [D22]	09.08→	①	AR 480 S ..118 900	475/475	AF 480 ..009 848	475/475	480 S ..118 541	475/475	480 ..118 540	475/475			
NV200 [M20;M20M]	08.09→	①	AR 552 S ..118 984	550/400	AF 552 ..014 191	550/400			552 ..010 405	550/400		H 354 ..011 433	350





3 397...

Model	Date	Code	AEROTWIN Set		AEROFIT Set		TWIN SPOILER Set		TWIN Set		REAR			
			Part	Spec	Part	Spec	Part	Spec	Part	Spec	Part	Spec		
NV300 [X82]	09.16→	③	A 309 S	650/475	AF 467	650/475					MGT	H 402	400	
			..007 309		..014 227								..004 632	
			WW AM 467 S	650/475							MHK	A 404 H	400	
			..007 467									..016 086		
NV400 [X62]	09.11→	① ZE	AR 65 N	650					650	650/650				
			..008 844						..118 320					
Pathfinder [R50]	10.97-10.04	①	AR 551 S	550/500	KUR AF 532	530/500	551 S	550/500	551	550/500				
			..118 905		..014 190		..118 423		..118 422					
	[R51]	01.05-11.14	①	AR 607 S	600/475	AF 607	600/475	607 S	600/475			H 306	300	
			..118 909		..014 195		..118 306				..011 432			
	[R52R]	09.14→	① KUR	AR 653 S	650/400			KUR		653	650/400	H 301	300	
			..118 911						..118 324		..004 629			
Patrol [260]	04.89-12.05	①	AR 480 S	475/475	AF 480	475/475	480 S	475/475	480	475/475				
			..118 900		..009 848		..118 541		..118 540					
	[Y62]	03.10→	①	AR 604 S	600/450	AF 604	600/450					H 306	300	
			..118 908		..014 194						..011 432			
Patrol GR [Y61]	10.97-03.10	①	AR 500 S	500/500	AF 500	500/500	500 S	500/500	500	500/500	①	H 341	340	
											..009 081	..009 110	..118 561	..118 560
											WW ①	H 340	340	
												..004 754		
Pickup [D22]	02.97→	①	AR 480 S	475/475	AF 480	475/475	480 S	475/475	480	475/475				
			..118 900		..009 848		..118 541		..118 540					
Pixo Hatchback [UA0]	03.09-08.13	①	AR 553 S	550/340	KUR AF 535	530/340	KUR 535 S	530/340	553	550/340				
			..007 589		..014 488		..010 406		..010 274					
Primastar [X83]	07.02→	①	AR 801 S	600/530			611 S	600/530	543	600/530	MHT	H 402	400	
											..118 996	..010 300	..001 543	..004 632
											MHK ①	H 341	340	
												..004 755		
Primera Hatchback [P11E]	06.96-12.01	①	AR 532 S	530/500	AF 532	530/500	532 S	530/500			①	H 500	500	
			..118 986		..014 190		..118 404				..004 760			
	[P12E]	05.02-09.10	① KUR	AR 813 S	650/450			813 S	650/475	803	650/450	KWB	H 502	500
			..118 912				..001 813		..001 803		..004 633			
Primera Sedan [P11E]	06.96-12.01	①	AR 532 S	530/500	AF 532	530/500	532 S	530/500			①	H 500	500	
			..118 986		..014 190		..118 404				..004 760			
	[P12E]	12.01-09.10	① KUR	AR 813 S	650/450			813 S	650/475	803	650/450			
			..118 912				..001 813		..001 803					
Primera Wagon [P11E]	12.00-12.01	①	AR 532 S	530/500	AF 532	530/500	532 S	530/500			L34 ①	H 341	340	
			..118 986		..014 190		..118 404				..004 755			
	[P12E]	12.01-09.10	① KUR	AR 813 S	650/450			813 S	650/475	803	650/450		H 402	400
			..118 912				..001 813		..001 803		..004 632			
Pulsar [N16]	12.99-07.09	①	AR 552 S	550/400	AF 552	550/400			552	550/400				
			..118 984		..014 191				..010 405					
	[C13]	07.14→	③	A 583 S	650/340	AF 583	650/340					H 301	300	
			..007 583		..014 491						..004 629			
Qashqai [J10]	12.06-12.13	⑥	A 292 S	600/380	AF 295	600/380						H 304	300	
			..007 292		..014 220						..004 990			
	[J11E;J11R]	12.13→	① KUR	AR 653 S	650/400			KUR		653	650/400	H 301	300	
			..118 911						..118 324		..004 629			
Qashqai+2 [JJ10]	08.08-12.13	⑥	A 292 S	600/380	AF 295	600/380						H 304	300	
			..007 292		..014 220						..004 990			
Sentra [N16]	12.99-07.09	①	AR 552 S	550/400	AF 552	550/400			552	550/400				
			..118 984		..014 191				..010 405					
	[B17R;B17RR]	09.14→	③	A 583 S	650/340	AF 583	650/340							
			..007 583		..014 491									
Serena [C23M]	07.92-11.01	①	AR 609 S	600/600					603	600/600	①	H 400	400	
			..009 776						..118 301		..004 757			
Sunny	10.98-10.04	①	AR 552 S	550/400	AF 552	550/400			552	550/400	①	H 420	425	
			..118 984		..014 191				..010 405		..004 758			





◀ NISSAN

3 397...

<b>Sunny Neo</b> [N18]	07.02→	①	<b>AR 552 S</b> ..118 984	550/400	<b>AF 552</b> ..014 191	550/400		<b>552</b> ..010 405	550/400			
<b>Teana</b> [J31;L41F]	02.03→	①	<b>AR 607 S</b> ..118 909	600/475	<b>AF 607</b> ..014 195	600/475	<b>607 S</b> ..118 306	600/475				
[J32;J32R]	02.08→	①	<b>AR 653 S</b> ..118 911	650/400			<b>653 S</b> ..118 325	650/400	<b>653</b> ..118 324	650/400		
<b>Terrano</b> [HS]	10.13-09.14	①	<b>AR 500 S</b> ..009 081	500/500	<b>AF 500</b> ..009 110	500/500			<b>500</b> ..118 560	500/500	<b>H 353</b> ..004 631	350
<b>Terrano I</b> [WD21]	09.95-12.06	①	<b>AR 532 S</b> ..118 986	530/500	<b>AF 532</b> ..014 190	530/500	<b>532 S</b> ..118 404	530/500				
<b>Terrano II</b> [R20]	11.99→	①	<b>AR 532 S</b> ..118 986	530/500	<b>AF 532</b> ..014 190	530/500	<b>532 S</b> ..118 404	530/500		L28 ①	<b>H 595</b> ..004 595	280
<b>Tiida</b> [C11]	02.07→	①	<b>AR 605 S</b> ..007 504	600/340	<b>AF 605</b> ..014 489	600/340			<b>605</b> ..010 270	600/340		
[C13R]	04.15→	③	<b>A 583 S</b> ..007 583	650/340	<b>AF 583</b> ..014 491	650/340					<b>H 301</b> ..004 629	300
<b>Tiida Hatchback</b> [C11]	03.07→	①	<b>AR 605 S</b> ..007 504	600/340	<b>AF 605</b> ..014 489	600/340			<b>605</b> ..010 270	600/340	<b>H 353</b> ..004 631	350
<b>Tiida Latio</b> [SC11]	08.05-08.10	①	<b>AR 605 S</b> ..007 504	600/340					<b>605</b> ..010 270	600/340		
<b>Vanette Cargo</b> [C23M]	07.92-11.01	①	<b>AR 609 S</b> ..009 776	600/600					<b>603</b> ..118 301	600/600	MHK ① <b>H 400</b> ..004 757	400
<b>Versa</b> [C11]	09.10-08.12	①	<b>AR 605 S</b> ..007 504	600/340					<b>605</b> ..010 270	600/340	<b>H 353</b> ..004 631	350
<b>X-Trail</b> [T30]	10.00-08.07	①	<b>AR 601 S</b> ..118 907	600/400	<b>AF 601</b> ..014 193	600/400	<b>601 S</b> ..010 297	600/400	<b>612</b> ..010 413	600/400	① <b>H 420</b> ..004 758	425
[T31]	04.07-12.14	①	<b>AR 601 S</b> ..118 907	600/400	<b>AF 601</b> ..014 193	600/400	<b>601 S</b> ..010 297	600/400	<b>612</b> ..010 413	600/400	<b>H 354</b> ..011 433	350
[T32;T32R; T32RR]	04.14→	①	<b>AR 653 S</b> ..118 911	650/400					<b>653</b> ..118 324	650/400	<b>H 301</b> ..004 629	300

OPEL

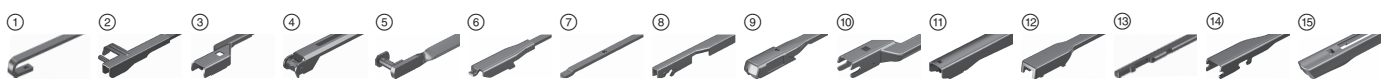
<b>Adam</b>	03.13→	③	<b>A 414 S</b> ..007 414	650/400	<b>AF 468</b> ..014 226	650/400					<b>H 351</b> ..004 559	350
			WW <b>AM 468 S</b> ..014 122	650/400								
<b>Agila</b> [A]	06.00-02.08	①	<b>AR 502 S</b> ..118 995	500/450	<b>AF 502</b> ..014 187	500/450	<b>502 S</b> ..118 564	500/450	<b>502</b> ..118 563	500/450	① <b>H 341</b> ..004 755	340
[B]	03.08-08.15	①	<b>AR 552 S</b> ..118 984	550/400	<b>AF 552</b> ..014 191	550/400	<b>552 S</b> ..118 427	550/400	<b>552</b> ..010 405	550/400	<b>H 250</b> ..011 629	250
<b>Ampera</b>	10.11-12.15	③	<b>A 636 S</b> ..007 636	650/650								
<b>Antara</b>	05.06-12.17	①	<b>AR 601 S</b> ..118 907	600/400	<b>AF 601</b> ..014 193	600/400	<b>601 S</b> ..010 297	600/400	<b>612</b> ..010 413	600/400	<b>H 315</b> ..015 102	300
<b>Arena</b>	03.98-08.01	①	<b>AR 500 S</b> ..009 081	500/500			<b>500 S</b> ..118 561	500/500	<b>500</b> ..118 560	500/500		
<b>Astra</b> [G]	03.98-07.09	①	<b>AR 503 S</b> ..118 993	500/475	KUR <b>AF 502</b> ..014 187	500/450	<b>503 S</b> ..118 566	500/475	<b>503</b> ..118 565	500/475	<b>H 402</b> ..004 632	400
[H]	03.04-08.13	②	<b>A 931 S</b> ..118 931	550/450	<b>AF 461</b> ..014 218	550/450					<b>H 304</b> ..004 990	300
			WW <b>AM 461 S</b> ..014 123	550/450								
[J]	09.09→	③	<b>A 540 S</b> ..007 540	680/625	<b>AF 965</b> ..014 492	700/600					<b>H 311</b> ..011 666	300





3 397...

Model	Year	Code	Part	Spec	Part	Spec	Part	Spec	Part	Spec	Part	Spec
Astra [K]	09.15→	③	A 965 S	700/600							H 253	250
			..118 965								..005 828	
		WW	A 540 S	680/625								
			..007 540									
Astra Cabrio [G]	09.97-08.05	①	AR 503 S	500/475	KUR	AF 502	500/450	503 S	500/475	503	500/475	
			..118 993			..014 187		..118 566		..118 565		
Astra Caravan [G]	09.97-07.09	①	AR 503 S	500/475	KUR	AF 502	500/450	503 S	500/475	503	500/475	H 840
			..118 993			..014 187		..118 566		..118 565		..004 802
[H]	08.04-08.13	②	A 931 S	550/450		AF 461	550/450					H 304
			..118 931			..014 218						..004 990
		WW	AM 461 S	550/450								
			..014 123									
Astra Classic [F]	09.97-08.02	①	AR 503 S	500/475	KUR	AF 502	500/450	503 S	500/475	503	500/475	① H 400
			..118 993			..014 187		..118 566		..118 565		..004 757
Astra Classic Caravan [F]	09.97-08.02	①	AR 503 S	500/475	KUR	AF 502	500/450	503 S	500/475	503	500/475	① H 400
			..118 993			..014 187		..118 566		..118 565		..004 757
Astra Coupé [G]	09.97-02.05	①	AR 503 S	500/475	KUR	AF 502	500/450	503 S	500/475	503	500/475	H 402
			..118 993			..014 187		..118 566		..118 565		..004 632
Astra GTC [H]	03.05-09.09	②	A 931 S	550/450		AF 461	550/450					H 230
			..118 931			..014 218						..004 560
		WW	AM 461 S	550/450								
			..014 123									
[J]	09.11→	③	A 641 S	725/625								H 311
			..007 644									..011 666
Astra Sedan [J]	09.12→	③	A 540 S	680/625		AF 965	700/600					
			..007 540			..014 492						
Astra Sports Tourer [J]	09.10→	③	A 540 S	680/625		AF 965	700/600					H 311
			..007 540			..014 492						..011 666
[K]	02.16→	③	A 965 S	700/600								H 253
			..118 965									..005 828
		WW	A 540 S	680/625								
			..007 540									
Astra TwinTop [H]	09.05-10.10	②	A 931 S	550/450		AF 461	550/450					
			..118 931			..014 218						
		WW	AM 461 S	550/450								
			..014 123									
Cascada	03.13→	③	A 540 S	680/625								
			..007 540									
Combo	09.94-10.01	①	AR 450 S	450/450				450 S	450/450	450	450/450	① H 341
			..118 994					..118 506		..118 505		..004 755
[Tour]	10.01-01.12	①	AR 566 S	475/425						361	500/400	MHK H 402
			..118 990							..001 361		..004 632
												MGT ① H 341
												..004 755
[D]	02.12→	③	A 295 S	600/400	KUR	AF 295	600/380					MGT ① H 400
			..007 295			..014 220						..004 757
												MHK ⑥ A 381 H
												..008 996
[E]	09.18→	③	A 543 S	650/425								H 353
			..014 543									..004 631
Corsa [C]	09.00-09.06	①	AR 502 S	500/450		AF 502	500/450	502 S	500/450	502	500/450	H 402
			..118 995			..014 187		..118 564		..118 563		..004 632
[D]	07.06-08.15	⑥	A 028 S	650/400		AF 468	650/400					H 301
			..014 028			..014 226						..004 629
		WW	AM 468 S	650/400								
			..014 122									
		KUR, WW	AM 466 S	650/380								
			..007 466									





◀ OPEL

3 397...

Model	Period	Icon	AEROTWIN Set	AEROFIT Set	TWIN SPOILER Set	TWIN Set	REAR	Value				
Corsa [E]	10.14→	⑥	A 028 S ..014 028	650/400	AF 468 ..014 226	650/400		H 304 ..004 990	300			
			WW AM 468 S ..014 122	650/400								
			KUR, WW AM 466 S ..007 466	650/380								
[F]	09.19→	③	A 295 S ..007 295	600/400	KUR AF 295 ..014 220	600/380		H 301 ..004 629	300			
Crossland X	01.17→	③	A 945 S ..007 945	650/400				H 230 ..004 560	230			
Frontera [A;B]	09.91-09.04	①	AR 480 S ..118 900	475/475	AF 480 ..009 848	475/475	480 S ..118 541	480 ..118 540	475/475	① H 341 ..004 755	340	
Grandland X	10.17→	③	A 106 S ..014 208	700/425				H 304 ..004 990	300			
GT [B]	06.07-12.09	①	AR 552 S ..118 984	550/400	AF 552 ..014 191	550/400						
Insignia [A]	09.08-12.17	①	AR 602 S ..014 421	600/450				KUR ⑥	A 476 H ..013 742	475		
Insignia Grand Sport [B]	03.17→	①	AR 603 S ..014 537	600/500								
Insignia Sports Tourer [A]	02.09-12.17	①	AR 602 S ..014 421	600/450					H 301 ..004 629	300		
	[B] 03.17→	①	AR 603 S ..014 537	600/500					H 253 ..005 828	250		
Karl	05.15→	①	AR 613 S ..014 683	600/340			613 ..010 414	600/350	H 235 ..015 448	235		
Meriva [A]	03.03-03.10	①	KUR AR 997 S ..118 997	600/550	KUR AF 602 ..014 196	600/550	KUR	608 ..118 307	600/550	H 402 ..004 632	400	
	[B] 04.10-12.17	③	A 581 S ..007 581	680/575						H 402 ..004 632	400	
Mokka / Mokka X	09.12→	③	A 583 S ..007 583	650/340	AF 583 ..014 491	650/340			① H 251 ..011 813	250		
Movano [A]	06.98-06.10	①	SDV AR 609 S ..009 776	600/600			SDV	609 ..118 309	600/600			
	[B] 04.10→	①	ZE AR 65 N ..008 844	650				650 ..118 320	650/650			
							650 ..118 320	650/650				
Omega [B]	09.93-09.03	①				607 S ..118 306	600/475		KOB ①	H 341 ..004 755	340	
Signum	05.03-09.08	①	AR 607 S ..118 909	600/475	AF 607 ..014 195	600/475	607 S ..118 306	600/475	KUR	H 375 ..004 558	375	
Tigra TwinTop [B]	06.04-12.09	①	AR 502 S ..118 995	500/450	AF 502 ..014 187	500/450	502 S ..118 564	502 ..118 563	500/450			
Vectra [B]	09.95-09.03	①	AR 480 S ..118 900	475/475	AF 480 ..009 848	475/475	480 S ..118 541	480 ..118 540	475/475	SCR ①	H 480 ..004 759	475
	[C] 09.01-10.05	①	AR 607 S ..118 909	600/475	AF 607 ..014 195	600/475	607 S ..118 306	600/475		KWB	H 402 ..004 632	400
	10.05-10.08	①	AR 607 S ..118 909	600/475	AF 607 ..014 195	600/475	607 S ..118 306	600/475		KWB	H 402 ..004 632	400
									WOB	A 401 H ..008 047	400	
Vectra Caravan [B]	09.95-09.03	①	AR 480 S ..118 900	475/475	AF 480 ..009 848	475/475	480 S ..118 541	480 ..118 540	475/475	①	H 341 ..004 755	340
	[C] 09.03-10.08	①	AR 607 S ..118 909	600/475	AF 607 ..014 195	600/475	607 S ..118 306	600/475			H 375 ..004 558	375





3 397...

<b>Vivaro [A]</b>	03.01-08.14	①	<b>AR 801 S</b> ..118 996	600/530				<b>611 S</b> ..010 300	600/530	<b>543</b> ..001 543	600/530	MHK	<b>H 402</b> ..004 632	400
												MHT ①	<b>H 341</b> ..004 755	340
[B]	10.14→	③	<b>A 309 S</b> ..007 309	650/475	<b>AF 467</b> ..014 227	650/475						MGT	<b>H 402</b> ..004 632	400
			WW <b>AM 467 S</b> ..007 467	650/475								MHK	<b>A 404 H</b> ..016 086	400
[C]	06.19→	⑦	KUR <b>A 426 S</b> ..007 426	650/475								MGT	<b>H 840</b> ..004 802	290
												MHK	<b>H 353</b> ..004 631	350
<b>Zafira [A]</b>	03.99-07.05	①	KUR <b>AR 997 S</b> ..118 997	600/550	KUR <b>AF 602</b> ..014 196	600/550	KUR			<b>608</b> ..118 307	600/550		<b>H 402</b> ..004 632	400
[B]	07.05-08.15	⑥	<b>A 256 S</b> ..007 256	700/550	<b>AF 256</b> ..014 230	700/550							<b>H 353</b> ..004 631	350
<b>Zafira Life [D]</b>	06.19→	⑦	KUR <b>A 426 S</b> ..007 426	650/475								MGT	<b>H 840</b> ..004 802	290
												MHK	<b>H 353</b> ..004 631	350
<b>Zafira Tourer [C]</b>	01.12→	③	<b>A 865 S</b> ..007 865	800/700									<b>H 357</b> ..011 667	350

PEUGEOT

<b>1007 [A08]</b>	04.05-02.11	①	<b>AR 604 S</b> ..118 908	600/450	<b>AF 604</b> ..014 194	600/450		<b>604 S</b> ..118 303	600/450				<b>H 301</b> ..004 629	300
<b>106 [S2]</b>	10.99-05.05	①	<b>AR 502 S</b> ..118 995	500/450	<b>AF 502</b> ..014 187	500/450		<b>502 S</b> ..118 564	500/450	<b>502</b> ..118 563	500/450		<b>H 353</b> ..004 631	350
<b>107 [B0]</b>	06.05-12.14	①								<b>651 U</b> ..011 641	650		<b>H 300</b> ..004 628	300
<b>108 [B3]</b>	02.14→	⑥	<b>A 650 U</b> ..013 532	650									<b>H 309</b> ..011 630	300
<b>2008</b>	03.13→	③	<b>A 414 S</b> ..007 414	650/400	<b>AF 468</b> ..014 226	650/400							<b>H 840</b> ..004 802	290
			WW <b>AM 468 S</b> ..014 122	650/400										
[P24E]	10.19→	③	<b>A 295 S</b> ..007 295	600/400									<b>H 301</b> ..004 629	300
<b>206 [T1]</b>	06.98-02.09	①	<b>AR 653 S</b> ..118 911	650/400				<b>653 S</b> ..118 325	650/400	<b>653</b> ..118 324	650/400		<b>H 353</b> ..004 631	350
<b>206 CC [T1]</b>	09.00-03.07	①	<b>AR 653 S</b> ..118 911	650/400				<b>653 S</b> ..118 325	650/400	<b>653</b> ..118 324	650/400			
<b>206 SW [T1]</b>	03.02-12.06	①	<b>AR 653 S</b> ..118 911	650/400				<b>653 S</b> ..118 325	650/400	<b>653</b> ..118 324	650/400		<b>H 351</b> ..004 559	350
<b>206+ [T3]</b>	03.09-05.13	①	<b>AR 653 S</b> ..118 911	650/400				<b>653 S</b> ..118 325	650/400	<b>653</b> ..118 324	650/400		<b>H 353</b> ..004 631	350
<b>207 [A7]</b>	05.06-04.12	②	<b>A 977 S</b> ..118 977	650/425	KUR <b>AF 468</b> ..014 226	650/400							<b>H 406</b> ..011 134	400
			KUR, WW <b>AM 468 S</b> ..014 122	650/400										
<b>207 CC [A7]</b>	03.07-06.15	②	<b>A 977 S</b> ..118 977	650/425	KUR <b>AF 468</b> ..014 226	650/400								
			KUR, WW <b>AM 468 S</b> ..014 122	650/400										







◀ PEUGEOT

3 397...

Model	Period	Notes	Part 1	Part 2	Part 3	Part 4	Part 5	Part 6	Part 7	Part 8	Part 9	Part 10	Part 11	Part 12	Part 13	Part 14	Part 15		
207 SW [A7]	06.07-12.13	②	A 977 S ..118 977	650/425	KUR	AF 468 ..014 226	650/400									H 301 ..004 629	300		
			KUR, WW AM 468 S ..014 122	650/400															
207+ [A7]	11.12-06.15	②	A 977 S ..118 977	650/425	KUR	AF 468 ..014 226	650/400										H 406 ..011 134	400	
			KUR, WW AM 468 S ..014 122	650/400															
208	01.12→	③	A 414 S ..007 414	650/400		AF 468 ..014 226	650/400										H 353 ..004 631	350	
			WW AM 468 S ..014 122	650/400															
208 II [P21E]	07.19→	③	A 295 S ..007 295	600/400	KUR	AF 295 ..014 220	600/380										H 301 ..004 629	300	
3008 I [T8]	05.09-12.16	③	A 501 S ..007 501	800/680													H 301 ..004 629	300	
3008 II [P84]	07.16→	③	A 557 S ..007 557	700/400												L24	H 230 ..004 560	230	
																L28	H 283 ..011 812	280	
301	09.12→	⑦	A 116 S ..007 116	600/400		AF 116 ..014 222	600/400												
306 [N5]	01.99-10.03	①	AR 551 S ..118 905	550/500	KUR	AF 532 ..014 190	530/500	551 S ..118 423	550/500	551 ..118 422	550/500						H 402 ..004 632	400	
306 Break [N5]	05.97-03.02	①	AR 551 S ..118 905	550/500	KUR	AF 532 ..014 190	530/500	551 S ..118 423	550/500	551 ..118 422	550/500								
306 Cabriolet [N3;N5]	01.93-10.03	①	AR 551 S ..118 905	550/500	KUR	AF 532 ..014 190	530/500	551 S ..118 423	550/500	551 ..118 422	550/500								
307 [T5]	08.00-10.04	①	KUR AR 651 S ..118 913	650/650				702 S ..118 204	700/650	702 ..118 203	700/650							H 353 ..004 631	350
			⑥	A 100 S ..007 100	700/650														
[T6]	06.05-08.07	⑥	A 100 S ..007 100	700/650														H 353 ..004 631	350
307 Break/SW [T5]	03.02-10.04	①	KUR AR 651 S ..118 913	650/650				702 S ..118 204	700/650	702 ..118 203	700/650							H 353 ..004 631	350
			⑥	A 100 S ..007 100	700/650														
[T6]	06.05-12.09	⑥	A 100 S ..007 100	700/650														H 353 ..004 631	350
307 CC [T5]	10.03-05.05	⑥	A 965 S ..118 965	700/600															
[T6]	06.05-03.09	⑥	A 100 S ..007 100	700/650															
308 [T7]	09.07-06.13	③	A 120 S ..007 120	750/650		AF 120 ..014 493	750/650											H 301 ..004 629	300
308 CC [T7]	03.09-04.15	③	A 120 S ..007 120	750/650		AF 120 ..014 493	750/650												
308 II [T9]	07.13→	③	A 187 S ..007 187	600/450														H 230 ..004 560	230
308 SW [T7]	05.08-01.14	③	A 120 S ..007 120	750/650		AF 120 ..014 493	750/650									FHS	H 301 ..004 629	300	
																KHS	H 840 ..004 802	290	





3 397...

Model	Date	Icon	AEROTWIN Set		AEROFIT Set		TWIN SPOILER Set		TWIN Set		REAR	
			Part	Size	Part	Size	Part	Size	Part	Size	Part	Size
308 SW II [T9]	01.14→	③	A 187 S ..007 187	600/450							H 283 ..011 812	280
4007 [I3]	09.07-11.12	①	AR 801 S ..118 996	600/530			611 S ..010 300	600/530	543 ..001 543	600/530	H 306 ..011 432	300
4008	03.12→	①	AR 801 S ..118 996	600/530			611 S ..010 300	600/530	543 ..001 543	600/530	H 250 ..011 629	250
406 [D9]	04.99-06.04	①	AR 801 S ..118 996	600/530			608 S ..118 308	600/550				
406 Break [D8;D9]	10.96-06.04	①	AR 801 S ..118 996	600/530			608 S ..118 308	600/550			H 351 ..004 559	350
406 Coupé [D8;D9]	03.97-02.05	①	AR 701 S ..007 706	650/500								
407 [D2]	05.04-02.11	②	A 976 S ..118 976	700/700	AF 469 ..009 094	700/700						
			WW AM 469 S ..014 121	700/700								
407 Coupé [D2]	10.05-12.11	②	A 976 S ..118 976	700/700	AF 469 ..009 094	700/700						
			WW AM 469 S ..014 121	700/700								
407 SW [D2]	05.04-02.11	②	A 976 S ..118 976	700/700	AF 469 ..009 094	700/700					H 840 ..004 802	290
			WW AM 469 S ..014 121	700/700								
408	12.09→	③	A 120 S ..007 120	750/650	AF 120 ..014 493	750/650						
5008 I [T8]	09.09-12.17	③	A 501 S ..007 501	800/680							H 840 ..004 802	290
5008 II [P87]	01.17→	③	A 557 S ..007 557	700/400							H 241 ..015 451	240
508 [W2]	10.10→	③	A 636 S ..007 636	650/650								
	[R8] 05.18→	③	A 536 S ..014 536	650/450								
508 RXH	09.11→	③	A 636 S ..007 636	650/650							H 301 ..004 629	300
508 SW [W2]	10.10→	③	A 636 S ..007 636	650/650							H 301 ..004 629	300
	[R8] 05.18→	③	A 536 S ..014 536	650/450							H 840 ..004 802	290
607 [Z8;Z9]	03.00-12.10							866 ..001 866	650/530			
806 [U60]	06.94-08.02	①	AR 701 S ..007 706	650/500			813 S ..001 813	650/475	701 ..118 202	650/500	① H 400 ..004 757	400
807 [V2]	06.02-07.05	①	SDV AR 657 S ..009 777	650/650		SDV	657 S ..118 334	650/650			H 353 ..004 631	350
	08.05-12.13	①	AR 651 S ..118 913	650/650					650 ..118 320	650/650	H 353 ..004 631	350
Bipper [A9]	02.08→	⑦	A 426 S ..007 426	650/475							H 371 ..011 953	370
Boxer [U3, U5]	02.94-05.06	①	AR 550 S ..118 906	550/530			550 S ..118 421	550/550	550 ..118 420	550/550		
	[U9] 06.06→	③	A 225 S ..007 225	650/550								
Expert [U64]	09.95-01.07	①	KUR AR 701 S ..007 706	650/500					701 ..118 202	650/500		





◀ PEUGEOT

3 397...

<b>Expert [G9]</b>	02.07-12.16	①	KUR	<b>AR 701 S</b> ..007 706	650/500					<b>706 S</b> ..010 301	700/500	<b>701</b> ..118 202	650/500	MGT	<b>H 353</b> ..004 631	350
														MHK	<b>H 412</b> ..015 450	400
														MHK, WW,APE	<b>H 403</b> ..011 592	400
[K0]	03.16→	⑦	KUR	<b>A 426 S</b> ..007 426	650/475									MGT	<b>H 840</b> ..004 802	290
														MHK	<b>H 353</b> ..004 631	350
[G9]	12.16→	①	KUR	<b>AR 701 S</b> ..007 706	650/500				KUR			<b>701</b> ..118 202	650/500			
<b>ION</b>	10.10→	①		<b>AR 70 N</b> ..008 845	700							<b>700 U</b> ..004 489	700		<b>H 306</b> ..011 432	300
<b>Partner [M4; M5]</b>	07.96-10.11	①		<b>AR 550 S</b> ..118 906	550/530							<b>550</b> ..118 420	550/550			
[M4]	07.96-08.02	①		<b>AR 550 S</b> ..118 906	550/530							<b>550</b> ..118 420	550/550	MGT ①	<b>H 341</b> ..004 755	340
														MHK ①	<b>H 400</b> ..004 757	400
[M5]	09.02-10.11	①		<b>AR 550 S</b> ..118 906	550/530							<b>550</b> ..118 420	550/550	MHK	<b>H 408</b> ..011 410	400
														TU2 ①	<b>H 341</b> ..004 755	340
[B9]	05.08-12.18	③		<b>A 414 S</b> ..007 414	650/400			<b>AF 468</b> ..014 226	650/400						<b>H 353</b> ..004 631	350
			WW	<b>AM 468 S</b> ..014 122	650/400											
[K9]	09.18→	③		<b>A 543 S</b> ..014 543	650/425										<b>H 353</b> ..004 631	350
<b>Ranch [M4]</b>	07.97-08.02	①		<b>AR 550 S</b> ..118 906	550/530							<b>550</b> ..118 420	550/550	MGT ①	<b>H 341</b> ..004 755	340
														MHK ①	<b>H 400</b> ..004 757	400
<b>RCZ [T75]</b>	01.10→	③		<b>A 636 S</b> ..007 636	650/650											
<b>Rifter [K9]</b>	07.18→	③		<b>A 543 S</b> ..014 543	650/425										<b>H 353</b> ..004 631	350
<b>Traveller [K0]</b>	03.16→	⑦	KUR	<b>A 426 S</b> ..007 426	650/475									MGT	<b>H 840</b> ..004 802	290
														MHK	<b>H 353</b> ..004 631	350

**PORSCHE**

<b>911 [996]</b>	09.97-07.04	①								BGO	<b>582 S</b> ..001 582	550/530		①	<b>H 550</b> ..004 762	550
[996T; GT2,3]	06.00-09.05	①								BGO	<b>582 S</b> ..001 582	550/530		①	<b>H 550</b> ..004 762	550
[997; 997GT3]	08.04→	①								BGO	<b>582 S</b> ..001 582	550/530				
[991;992]	11.11→	③		<b>A 697 S</b> ..007 697	530/575											
<b>Boxster [986;987]</b>	10.96-09.12	①								BGO	<b>582 S</b> ..001 582	550/530				
[981]	04.12-08.16	③		<b>A 697 S</b> ..007 697	530/575											





3 397...

<b>Boxster</b> [718]	03.16→	③	<b>A 697 S</b> ..007 697	530/575															
<b>Cayenne</b> [9PA]	09.02-01.07	②	<b>A 942 S</b> ..118 942	650/650														<b>H 383</b> ..011 551	380
	02.07-08.10	②	<b>A 034 S</b> ..009 034	650/650														<b>H 383</b> ..011 551	380
[92A]	09.10→	②	<b>A 034 S</b> ..009 034	650/650										KUR	<b>A 332 H</b> ..008 635			<b>A 332 H</b> ..008 635	330
														WW, APE, KUR	<b>A 331 H</b> ..008 713			<b>A 331 H</b> ..008 713	330
[9YA]	09.17→	③	<b>A 244 S</b> ..014 244	625/550														<b>A 332 H</b> ..008 635	330
			<b>A 638 S</b> ..007 638	650/530															
<b>Cayenne Coupé</b> [9YB]	03.19→	③	<b>A 244 S</b> ..014 244	625/550														<b>A 332 H</b> ..008 635	330
			<b>A 638 S</b> ..007 638	650/530															
<b>Cayman</b> [987C]	11.05-12.12	①						BGO	<b>582 S</b> ..001 582	550/530									
[981C]	03.13-08.16	③	<b>A 697 S</b> ..007 697	530/575															
[718C]	09.16→	③	<b>A 697 S</b> ..007 697	530/575															
<b>Macan</b> [95B]	03.14→	③	<b>A 297 S</b> ..007 297	600/500											KUR ⑥	<b>A 381 H</b> ..008 996			380
<b>Panamera</b> [970]	03.09-08.13	①						BGO	<b>801 S</b> ..001 802	600/530					KUR ⑥	<b>A 381 H</b> ..008 996			380
	09.13-10.16	③	<b>A 102 S</b> ..014 116	650/475											KUR ⑥	<b>A 381 H</b> ..008 996			380
[971]	09.16→	③	<b>A 862 S</b> ..007 862	600/530															
<b>Panamera Sport Turismo</b> [971]	03.17→	③	<b>A 862 S</b> ..007 862	600/530														<b>A 332 H</b> ..008 635	330
<b>Taycan</b> [Y1A]	11.19→	③	<b>A 621 S</b> ..014 621	650/500															

RENAULT

<b>19</b> [X53]	09.88-12.01	①	<b>AR 500 S</b> ..009 081	500/500					<b>500 S</b> ..118 561	500/500	<b>500</b> ..118 560	500/500	①	<b>H 480</b> ..004 759					475
<b>Alaskan</b> [U3]	11.17→	①	<b>AR 601 S</b> ..118 907	600/400		<b>AF 601</b> ..014 193	600/400				<b>612</b> ..010 413	600/400							
<b>Avantime</b> [XEO]	09.01-12.03	①	<b>AR 652 S</b> ..007 566	650/450				SDV			<b>651</b> ..118 321	650/450						<b>H 301</b> ..004 629	300
<b>Captur</b> [J5]	01.13-02.16	⑦	<b>A 868 S</b> ..007 868	650/340														<b>H 840</b> ..004 802	290
	03.16→	⑫	<b>A 250 S</b> ..014 250	650/360														<b>H 840</b> ..004 802	290
[HF]	10.19→	③	<b>A 404 S</b> ..014 404	700/340														<b>H 261</b> ..011 676	260
<b>Clio II</b> [BB./CB./SB.]	03.98-05.09	①	<b>AR 531 S</b> ..118 901	530/450		<b>AF 531</b> ..014 189	530/450		<b>531 S</b> ..118 403	530/450	<b>531</b> ..118 402	530/450						<b>H 301</b> ..004 629	300
<b>Clio II (Campus)</b> [BB./CB./SB.]	06.09-12.15	⑦	<b>A 692 S</b> ..007 692	500/450														<b>H 301</b> ..004 629	300
<b>Clio III</b> [BR./CR]	06.05-05.07	⑦	<b>A 116 S</b> ..007 116	600/400		<b>AF 116</b> ..014 222	600/400											<b>H 353</b> ..004 631	350





◀ RENAULT

3 397...

Model	Period	Notes	Code	W	H	Code	W	H	Code	W	H	Code	W	H
Clio III [BR/CR]	06.07-12.15	⑦	A 116 S ..007 116	600/400		AF 116 ..014 222	600/400						H 301 ..004 629	300
Clio III Grandtour [KR]	08.07-12.15	⑦	A 116 S ..007 116	600/400		AF 116 ..014 222	600/400						H 301 ..004 629	300
Clio IV [BH]	05.12→	⑦	A 868 S ..007 868	650/340									A 250 H ..008 056	250
Clio IV Grandtour [KH]	11.12→	⑦	A 868 S ..007 868	650/340									A 250 H ..008 056	250
Clio V [B7]	06.19→	⑫	A 981 S ..014 826	700/300									H 231 ..015 663	230
Dokker [FE/FK]	01.15→	⑫ KUR	A 109 S ..014 215	550/400								L29	H 840 ..004 802	290
Duster [HS]	10.11-09.14	①	AR 500 S ..009 081	500/500		AF 500 ..009 110	500/500		500 ..118 560	500/500		L30	H 301 ..004 629	300
													L34	H 353 ..004 631
	10.14-11.16	①	AR 604 S ..118 908	600/450		AF 604 ..014 194	600/450	604 S ..118 303	600/450			L30	H 301 ..004 629	300
													L34	H 353 ..004 631
	12.16→	⑫	A 312 S ..014 312	600/450								L34	H 353 ..004 631	350
[HM]	01.18→	⑦	A 173 S ..014 173	550/475									H 840 ..004 802	290
Espace III [JEO]	10.96-10.02	① SDV	AR 652 S ..007 566	650/450				SDV		651 ..118 321	650/450		H 402 ..004 632	400
Espace IV [JK; JKO]	11.02-12.15	②	A 964 S ..118 964	750/680									H 353 ..004 631	350
Espace V [JR]	04.15→	③	A 009 S ..014 009	750/700									H 283 ..011 812	280
Fluence [L38]	11.09→	①	AR 601 S ..118 907	600/400		AF 601 ..014 193	600/400		601 S ..010 297	600/400				
			A 116 S ..007 116	600/400		AF 116 ..014 222	600/400							
Grand Scénic II [JM.]	05.03-11.04	⑤	A 957 S ..118 957	650/550									H 801 ..004 801	260
	12.04-04.09	⑦	A 117 S ..007 117	650/550		AF 117 ..014 228	650/550						H 801 ..004 801	260
Grand Scénic III [JZ]	05.09-12.16	⑦	A 119 S ..007 502	750/650									H 304 ..004 990	300
Grand Scénic IV [R9]	11.16→	③	A 865 S ..007 865	800/700									H 230 ..004 560	230
			KUR A 501 S ..007 501	800/680										
Kadjar [HL]	06.15-04.17	① KUR	AR 653 S ..118 911	650/400				KUR		653 ..118 324	650/400		H 230 ..004 560	230
	05.17→	① KUR	AR 813 S ..118 912	650/450				813 S ..001 813	650/475				H 230 ..004 560	230
Kangoo I [FC./KC.]	10.97-12.07	①	AR 500 S ..009 081	500/500		AF 500 ..009 110	500/500	500 S ..118 561	500/500	500 ..118 560	500/500	MHK	H 402 ..004 632	400
													MHT ①	H 341 ..004 755
Kangoo II [FW./KW.]	01.08→	①	AR 550 S ..118 906	550/530								MHK	H 351 ..004 559	350
			⑦	A 424 S ..007 424	600/550								MHT ①	H 341 ..004 755





3 397...

Model	Period	Code	Wheel	AR 215	AR 225	AF 215	AF 225	TW 215	TW 225	612	611	H 215	H 225
Koleos [HY.]	09.08→	⑥	WW	A 929 S	600/475	AF 462	600/475					H 411	400
				..118 929		..014 224				..015 105			
[HC]	09.17→	①	KUR	AR 653 S	650/400			KUR		653	650/400	H 230	230
				..118 911						..118 324		..004 560	
Laguna I [B56; 556]	01.94-03.01	①		AR 604 S	600/450	AF 604	600/450	607 S	600/475			① H 550	550
				..118 908		..014 194		..118 306				..004 762	
Laguna I Grandtour [A56; K56; S56]	02.95-02.01	①		AR 604 S	600/450	AF 604	600/450	607 S	600/475		WGK	Z 361	450
				..118 908		..014 194		..118 306				..033 361	
Laguna II [BG.]	03.01-09.07	①		AR 606 S	600/500	KUR AF 607	600/475	606 S	600/500			H 502	500
				..118 910		..014 195		..118 305				..004 633	
Laguna II Grandtour [KG.]	03.01-09.07	①		AR 606 S	600/500	KUR AF 607	600/475	606 S	600/500			H 353	350
				..118 910		..014 195		..118 305				..004 631	
Laguna III [BT.]	07.07-12.16	⑦		A 422 S	650/400							① H 480	475
				..007 422								..004 759	
Laguna III Coupé [DT.]	02.08-12.16	⑦		A 422 S	650/400								
				..007 422									
Laguna III Grandtour [KT.]	07.07-12.16	⑦		A 422 S	650/400							H 351	350
				..007 422								..004 559	
Latitude	09.10→	①		AR 601 S	600/400	AF 601	600/400	601 S	600/400	612	600/400		
				..118 907		..014 193		..010 297		..010 413			
Logan I [LS]	07.04-12.16	①		AR 500 S	500/500	AF 500	500/500			500	500/500		
				..009 081		..009 110				..118 560			
Logan II [L8]	08.12-03.15	①		AR 532 S	530/500	AF 532	530/500	532 S	530/500				
	04.15→	⑦		A 173 S	550/475								
				..014 173				..118 404					
Logan MCV [KS/FS]	01.07-12.13	①		AR 500 S	500/500	AF 500	500/500			500	500/500	H 353	350
				..009 081		..009 110				..118 560		..004 631	
Master II [X70]	10.97-04.10	①	SDV	AR 609 S	600/600			SDV		609	600/600		
				..009 776						..118 309			
Master III	02.10→	①	ZE	AR 65 N	650					650	650/650		
				..008 844						..118 320			
Mégane I [X64]	01.96-10.02	①		AR 551 S	550/500	KUR AF 532	530/500	551 S	550/500	551	550/500	Z 362	500
				..118 905		..014 190		..118 423		..118 422		..033 362	
Mégane I Cabrio [X64]	09.96-09.03	①		AR 551 S	550/500	KUR AF 532	530/500	551 S	550/500	551	550/500		
				..118 905		..014 190		..118 423		..118 422			
Mégane I Classic [X64]	09.96-09.03	①		AR 551 S	550/500	KUR AF 532	530/500	551 S	550/500	551	550/500		
				..118 905		..014 190		..118 423		..118 422			
Mégane I Coupé [X64]	01.96-10.02	①		AR 551 S	550/500	KUR AF 532	530/500	551 S	550/500	551	550/500	H 402	400
				..118 905		..014 190		..118 423		..118 422		..004 632	
Mégane I Grandtour [X64]	07.98-10.01	①		AR 551 S	550/500	KUR AF 532	530/500	551 S	550/500	551	550/500	WGK Z 361	450
	11.01-09.03	①		AR 551 S	550/500	KUR AF 532	530/500	551 S	550/500	551	550/500	H 353	350
				..118 905		..014 190		..118 423		..118 422		..004 631	
Mégane II [LM]	09.02-01.06	①		AR 604 S	600/450	AF 604	600/450	604 S	600/450				
	02.06-10.09	⑦		A 115 S	600/450								
				..118 908		..014 194		..118 303					
Mégane II Cabrio [EM]	10.03-01.06	①		AR 604 S	600/450	AF 604	600/450	604 S	600/450				
	02.06-03.10	⑦		A 115 S	600/450								
				..118 908		..014 194		..118 303					
Mégane II Grandtour [KM.]	10.03-01.06	①		AR 604 S	600/450	AF 604	600/450	604 S	600/450			H 801	260
	02.06-05.09	⑦		A 115 S	600/450							H 801	260
				..118 908		..014 194		..118 303				..004 801	
				..007 115								..004 801	





◀ RENAULT

3 397...

Model	Period	Icon	AEROTWIN Set	AEROFIT Set	TWIN SPOILER Set	TWIN Set	REAR			
Mégane II Hatchback [BM./CM./GM./SM.]	11.02-01.06	①	AR 604 S ..118 908	600/450	AF 604 ..014 194	600/450	604 S ..118 303	H 230 ..004 560	230	
	02.06-10.08	⑦	A 115 S ..007 115	600/450				H 230 ..004 560	230	
Mégane III CC [EZ]	10.10-12.16	⑦	A 116 S ..007 116	600/400	AF 116 ..014 222	600/400				
Mégane III Coupé [DZ]	01.09→	⑦	A 116 S ..007 116	600/400	AF 116 ..014 222	600/400		H 351 ..004 559	350	
Mégane III Grandtour [KZ]	06.09-12.15	⑦	A 116 S ..007 116	600/400	AF 116 ..014 222	600/400		H 353 ..004 631	350	
Mégane III Hatchback [BZ]	11.08-05.17	⑦	A 116 S ..007 116	600/400	AF 116 ..014 222	600/400		H 351 ..004 559	350	
Mégane IV [B9]	12.15-05.17	⑦	A 115 S ..007 115	600/450				H 230 ..004 560	230	
		WW	A 248 S ..014 248	600/450						
	06.17→	⑦	A 115 S ..007 115	600/450				L24	H 241 ..015 451	240
		WW	A 248 S ..014 248	600/450						
Mégane IV Grand Coupe [LV]	02.17→	⑦	A 115 S ..007 115	600/450						
		WW	A 248 S ..014 248	600/450						
Mégane IV Grandtour [K9]	04.16-05.17	⑦	A 115 S ..007 115	600/450				H 230 ..004 560	230	
		WW	A 248 S ..014 248	600/450						
	06.17→	⑦	A 115 S ..007 115	600/450				L24	H 241 ..015 451	240
		WW	A 248 S ..014 248	600/450						
Modus [FP./JP.]	06.04-05.05	②	A 962 S ..118 962	700/625	KUR AF 965 ..014 492	700/600		H 801 ..004 801	260	
	06.05-12.15	②	A 962 S ..118 962	700/625	KUR AF 965 ..014 492	700/600		H 301 ..004 629	300	
Sandero I [BS]	12.09→	①	AR 500 S ..009 081	500/500	AF 500 ..009 110	500/500	500 ..118 560	H 402 ..004 632	400	
Sandero II [B8]	12.14-03.15	①	AR 532 S ..118 986	530/500	AF 532 ..014 190	530/500	532 S ..118 404	H 840 ..004 802	290	
	04.15→	⑦	A 173 S ..014 173	550/475				H 840 ..004 802	290	
Scénic I [JA.]	03.00-04.03	①	AR 601 S ..118 907	600/400	AF 601 ..014 193	600/400	601 S ..010 297	601 ..118 304	H 402 ..004 632	400
									H 353 ..004 631	350
Scénic II [JM.]	05.03-11.04	⑤	A 957 S ..118 957	650/550				H 801 ..004 801	260	
	12.04-04.09	⑦	A 117 S ..007 117	650/550	AF 117 ..014 228	650/550		H 801 ..004 801	260	
Scénic III [JZ]	05.09-12.16	⑦	A 119 S ..007 502	750/650				H 304 ..004 990	300	
Scénic IV [J9]	11.16→	③	A 865 S ..007 865	800/700					H 283 ..011 812	280
			KUR A 501 S ..007 501	800/680						





3 397...

Symbol [LB]	10.99-10.07	①	<b>AR 531 S</b> Set 530/450 ..118 901	<b>AF 531</b> Set 530/450 ..014 189	<b>531 S</b> Set 530/450 ..118 403	<b>531</b> Set 530/450 ..118 402						
[LU]	10.08→	⑦	<b>A 116 S</b> 600/400 ..007 116	<b>AF 116</b> 600/400 ..014 222								
[L8]	03.13-03.15	①	<b>AR 532 S</b> 530/500 ..118 986	<b>AF 532</b> 530/500 ..014 190	<b>532 S</b> 530/500 ..118 404							
	04.15→	⑦	<b>A 173 S</b> 550/475 ..014 173									
Talisman [LP]	12.15→	⑦	<b>A 248 S</b> 600/450 ..014 248									
Talisman Grandtour [KP]	03.16→	⑦	<b>A 248 S</b> 600/450 ..014 248							<b>H 230</b> 230 ..004 560		
Thalia [LB]	10.99-10.07	①	<b>AR 531 S</b> 530/450 ..118 901	<b>AF 531</b> 530/450 ..014 189	<b>531 S</b> 530/450 ..118 403	<b>531</b> 530/450 ..118 402						
[LU]	10.08-06.14	⑦	<b>A 116 S</b> 600/400 ..007 116	<b>AF 116</b> 600/400 ..014 222								
Trafic I	09.80-05.01	①	<b>AR 500 S</b> 500/500 ..009 081	<b>AF 500</b> 500/500 ..009 110	<b>500 S</b> 500/500 ..118 561	<b>500</b> 500/500 ..118 560						
Trafic II [EL./FL./JL.]	05.01-12.14	①	<b>AR 801 S</b> 600/530 ..118 996		<b>611 S</b> 600/530 ..010 300	<b>543</b> 600/530 ..001 543				MHK	<b>H 402</b> 400 ..004 632	
										MHT ①	<b>H 341</b> 340 ..004 755	
Trafic III [EG/FG/JG]	05.14→	③	<b>A 309 S</b> 650/475 ..007 309	<b>AF 467</b> 650/475 ..014 227						MGT	<b>H 402</b> 400 ..004 632	
			WW <b>AM 467 S</b> 650/475 ..007 467							MHK	<b>A 404 H</b> 400 ..016 086	
Twingo I [CO./SO.]	03.93-05.07	①	<b>AR 650 U</b> 650 ..008 939				<b>650 U</b> 650 ..004 587				<b>H 300</b> 300 ..004 628	
Twingo II [CN; CN/GN]	04.07-12.15	③	<b>A 295 S</b> 600/400 ..007 295	KUR <b>AF 295</b> 600/380 ..014 220							<b>H 301</b> 300 ..004 629	
Twingo III [BC]	09.14-12.19	⑦	<b>A 012 S</b> 500/360 ..014 095							35N	<b>H 351</b> 350 ..004 559	
										L30	<b>H 304</b> 300 ..004 990	
Vel Satis [BJ.]	04.02-12.09	②	<b>A 963 S</b> 746/646 ..118 963								<b>H 402</b> 400 ..004 632	
Wind	04.10-12.14	③	<b>A 295 S</b> 600/400 ..007 295	KUR <b>AF 295</b> 600/380 ..014 220								
ZOE [BF]	01.13→	③	KUR <b>A 299 S</b> 600/340 ..007 299	<b>AF 299</b> 600/350 ..014 219							<b>H 840</b> 290 ..004 802	

ROVER

25	02.00-09.04	①	<b>AR 450 S</b> 450/450 ..118 994			<b>450 S</b> 450/450 ..118 506	<b>450</b> 450/450 ..118 505			①	<b>H 450</b> 450 ..004 763	
	10.04-05.05	①	<b>AR 450 S</b> 450/450 ..118 994			<b>450 S</b> 450/450 ..118 506	<b>450</b> 450/450 ..118 505				<b>H 402</b> 400 ..004 632	
45	02.00-05.05	①	<b>AR 502 S</b> 500/450 ..118 995	<b>AF 502</b> 500/450 ..014 187		<b>502 S</b> 500/450 ..118 564	<b>502</b> 500/450 ..118 563			①	<b>H 450</b> 450 ..004 763	
75	01.99-05.05	①	<b>AR 550 S</b> 550/530 ..118 906			<b>550 S</b> 550/550 ..118 421	<b>550</b> 550/550 ..118 420					
75 Tourer	01.01-05.05	①	<b>AR 550 S</b> 550/530 ..118 906			<b>550 S</b> 550/550 ..118 421	<b>550</b> 550/550 ..118 420				<b>H 351</b> 350 ..004 559	
Streetwise	09.03-12.05	①	<b>AR 450 S</b> 450/450 ..118 994			<b>450 S</b> 450/450 ..118 506	<b>450</b> 450/450 ..118 505				<b>H 402</b> 400 ..004 632	







3 397...

**SAAB**

<b>9-3</b> [9400]	03.98-09.02	①	<b>AR 532 S</b> ..118 986	530/500	<b>AF 532</b> ..014 190	530/500	<b>530 S</b> ..118 401	530/530	<b>530</b> ..118 400	530/530	①	<b>H 500</b> ..004 760	500
[9440]	09.02-08.07	① ZE	<b>AR 550 U</b> ..008 937	550			<b>575 S</b> ..118 451	575/575	<b>575 U</b> ..011 351	575	①	<b>H 500</b> ..004 760	500
	09.07-06.12	⑥	<b>A 416 S</b> ..007 416	600/575							①	<b>H 500</b> ..004 760	500
<b>9-3 Cabriolet</b> [9400]	03.98-08.03	①	<b>AR 532 S</b> ..118 986	530/500	<b>AF 532</b> ..014 190	530/500	<b>530 S</b> ..118 401	530/530	<b>530</b> ..118 400	530/530			
[9440]	08.03-08.07	① ZE	<b>AR 550 U</b> ..008 937	550			<b>575 S</b> ..118 451	575/575	<b>575 U</b> ..011 351	575			
	09.07-06.12	⑥	<b>A 416 S</b> ..007 416	600/575									
<b>9-3 Coupé</b> [9400]	03.98-08.03	①	<b>AR 532 S</b> ..118 986	530/500	<b>AF 532</b> ..014 190	530/500	<b>530 S</b> ..118 401	530/530	<b>530</b> ..118 400	530/530	①	<b>H 500</b> ..004 760	500
<b>9-3 Kombi</b> [9440]	03.05-08.07	① ZE	<b>AR 550 U</b> ..008 937	550			<b>575 S</b> ..118 451	575/575	<b>575 U</b> ..011 351	575	TW	<b>H 304</b> ..004 990	300
	09.07-06.12	⑥	<b>A 416 S</b> ..007 416	600/575							TW	<b>H 304</b> ..004 990	300
<b>9-3 X</b> [9440]	03.10-06.12	⑥	<b>A 416 S</b> ..007 416	600/575							TW	<b>H 304</b> ..004 990	300
<b>9-5 I</b>	06.97-07.07	① ZE	<b>AR 575 U</b> ..008 940	575			<b>575 S</b> ..118 451	575/575	<b>575 U</b> ..011 351	575			
[9600]	08.07-02.10	⑦	<b>A 424 S</b> ..007 424	600/550									
<b>9-5 II</b> [650]	03.10-06.12	①	<b>AR 801 S</b> ..118 996	600/530			<b>611 S</b> ..010 300	600/530	<b>543</b> ..001 543	600/530			
<b>9-5 Kombi</b> [9600]	06.97-09.05	① ZE	<b>AR 575 U</b> ..008 940	575			<b>575 S</b> ..118 451	575/575	<b>575 U</b> ..011 351	575			
	09.05-07.07	① ZE	<b>AR 575 U</b> ..008 940	575			<b>575 S</b> ..118 451	575/575	<b>575 U</b> ..011 351	575	TW	<b>H 304</b> ..004 990	300
	08.07-02.10	⑦	<b>A 424 S</b> ..007 424	600/550							TW	<b>H 304</b> ..004 990	300

**SEAT**

<b>Alhambra</b> [7V9]	06.00-06.01	①	<b>AR 704 S</b> ..007 565	700/600			GA, KUR		<b>704</b> ..010 211	700/650	①	<b>H 400</b> ..004 757	400
			<b>AR 704 S</b> ..007 565	700/600			GBO		<b>532</b> ..001 532	700/700	WW ①	<b>H 405</b> ..004 764	400
	07.01-03.10	②	<b>A 950 S</b> ..118 950	700/700	<b>AF 469</b> ..009 094	700/700					①	<b>H 400</b> ..004 757	400
			<b>AM 469 S</b> ..014 121	700/700							WW ①	<b>H 405</b> ..004 764	400
[710, 711]	07.10→	③	<b>A 557 S</b> ..007 557	700/400								<b>A 331 H</b> ..008 713	330
<b>Altea</b> [5P1]	03.04-02.09	⑧	<b>A 958 S</b> ..118 958	650/650								<b>H 772</b> ..004 772	340
	03.09-07.15	⑧	<b>A 958 S</b> ..118 958	650/650								<b>A 330 H</b> ..008 006	330
<b>Altea Freetrack</b> [5P5, 5P8]	06.07-07.15	⑧	<b>A 958 S</b> ..118 958	650/650							APE	<b>H 595</b> ..004 595	280
<b>Altea XL</b> [5P5]	05.06-07.15	⑧	<b>A 958 S</b> ..118 958	650/650							APE	<b>H 595</b> ..004 595	280
<b>Arona</b> [KJ7]	07.17→	③	<b>A 863 S</b> ..007 863	650/450								<b>A 251 H</b> ..008 058	250



			AEROTWIN		AEROFIT		TWIN SPOILER		TWIN		REAR			
			Set	Set	Set	Set	Set	Set	?	?	?	?		
3 397...														
Arosa [6H1]	03.99-06.04	①					BGO	<b>584 S</b> ..001 584	530/475			① <b>H 282</b> ..011 802	280	
												WW ① <b>H 595</b> ..004 595	280	
Ateca [KH7]	04.16→	③	<b>A 863 S</b> ..007 863	650/450								<b>A 282 H</b> ..008 634	280	
Cordoba [6K2]	09.93-12.02	①	<b>AR 533 S</b> ..118 902	530/475	KUR	<b>AF 531</b> ..014 189	530/450	<b>533 S</b> ..118 406	530/475	<b>533</b> ..118 405	530/475			
[6L2]	09.02-01.06	①	<b>AR 531 S</b> ..118 901	530/450		<b>AF 531</b> ..014 189	530/450	BGO <b>584 S</b> ..001 584	530/475	<b>531</b> ..118 402	530/450			
	02.06-11.09	③	<b>A 974 S</b> ..118 974	530/475		<b>AF 925</b> ..014 217	530/475							
			KUR, WW <b>AM 460 S</b> ..007 460	530/450										
Cordoba Vario [6K5]	04.97-08.03	①	<b>AR 533 S</b> ..118 902	530/475	KUR	<b>AF 531</b> ..014 189	530/450	<b>533 S</b> ..118 406	530/475	<b>533</b> ..118 405	530/475	APE	<b>H 595</b> ..004 595	280
Exeo [3R2]	12.08-08.13	④	<b>A 933 S</b> ..118 933	550/550										
Exeo ST [3R5]	06.09-08.13	④	<b>A 933 S</b> ..118 933	550/550									<b>A 330 H</b> ..008 006	330
Ibiza [6K1]	03.93-05.02	①	<b>AR 533 S</b> ..118 902	530/475	KUR	<b>AF 531</b> ..014 189	530/450	<b>533 S</b> ..118 406	530/475	<b>533</b> ..118 405	530/475	①	<b>H 341</b> ..004 755	340
[6L1]	09.01-01.06	①	<b>AR 531 S</b> ..118 901	530/450		<b>AF 531</b> ..014 189	530/450	BGO <b>584 S</b> ..001 584	530/475	<b>531</b> ..118 402	530/450	①	<b>H 341</b> ..004 755	340
	02.06-11.09	③	<b>A 974 S</b> ..118 974	530/475		<b>AF 925</b> ..014 217	530/475						<b>H 772</b> ..004 772	340
			KUR, WW <b>AM 460 S</b> ..007 460	530/450										
[6J5]	02.08-08.11	③	<b>A 295 S</b> ..007 295	600/400	KUR	<b>AF 295</b> ..014 220	600/380						<b>H 772</b> ..004 772	340
[6J5, 6P5]	09.11-05.17	③	<b>A 295 S</b> ..007 295	600/400	KUR	<b>AF 295</b> ..014 220	600/380						<b>A 382 H</b> ..006 865	380
[KJ1]	01.17→	③	KUR <b>A 945 S</b> ..007 945	650/400									<b>A 331 H</b> ..008 713	330
Ibiza SC [6J1]	02.08-08.11	③	<b>A 295 S</b> ..007 295	600/400	KUR	<b>AF 295</b> ..014 220	600/380						<b>H 772</b> ..004 772	340
												WW	<b>A 325 H</b> ..016 117	325
[6J1, 6P1]	09.11-05.17	③	<b>A 295 S</b> ..007 295	600/400	KUR	<b>AF 295</b> ..014 220	600/380					KUR	<b>A 330 H</b> ..008 006	330
Ibiza ST [6J8]	03.10-08.11	③	<b>A 295 S</b> ..007 295	600/400	KUR	<b>AF 295</b> ..014 220	600/380						<b>H 772</b> ..004 772	340
[6J8, 6P8]	09.11-05.17	③	<b>A 295 S</b> ..007 295	600/400	KUR	<b>AF 295</b> ..014 220	600/380						<b>A 382 H</b> ..006 865	380
Inca [6K9]	11.95-06.03	①	<b>AR 502 S</b> ..118 995	500/450		<b>AF 502</b> ..014 187	500/450	<b>502 S</b> ..118 564	500/450	<b>502</b> ..118 563	500/450	①	<b>H 450</b> ..004 763	450
Leon I [1M1]	10.98-06.06	①	<b>AR 533 S</b> ..118 902	530/475	KUR	<b>AF 531</b> ..014 189	530/450	BGR <b>533 S</b> ..118 406	530/475	<b>533</b> ..118 405	530/475		<b>H 403</b> ..011 592	400
								BGO <b>584 S</b> ..001 584	530/475					
Leon II [1P1]	07.05-02.09	⑥	<b>A 099 S</b> ..007 099	650/650								APE	<b>H 595</b> ..004 595	280
	03.09-12.12	⑥	<b>A 099 S</b> ..007 099	650/650									<b>A 281 H</b> ..008 045	280
Leon III [5F1]	09.12→	③	<b>A 945 S</b> ..007 945	650/400									<b>A 331 H</b> ..008 713	330
Leon IV [KL1]	05.20→	③	<b>A 863 S</b> ..007 863	650/450									<b>A 332 H</b> ..008 635	330





			AEROTWIN			AEROFIT			TWIN SPOILER			TWIN		REAR		
			Set	mm	mm	Set	mm	mm	Set	mm	mm	Set	mm	mm	mm	mm
3397...																
Fabia Sedan [6Y3]	09.99-12.07	①	AR 533 S ..118 902	530/475	KUR	AF 531 ..014 189	530/450	BGO	584 S	530/475						
								BGR	533 S	530/475	533	530/475				
Felicia [6U1]	10.94-08.01	①	AR 500 S ..009 081	500/500		AF 500 ..009 110	500/500		500 S ..118 561	500/500	500	500/500	①	H 400 ..004 757	400	
Felicia Combi [6U5]	10.94-08.01	①	AR 500 S ..009 081	500/500		AF 500 ..009 110	500/500		500 S ..118 561	500/500	500	500/500	①	H 400 ..004 757	400	
Felicia Fun [6UF]	08.96-03.01	①	AR 531 S ..118 901	530/450		AF 531 ..014 189	530/450		531 S ..118 403	530/450	531	530/450				
Kamiq [NW4]	07.19→	③	A 863 S ..007 863	650/450										A 331 H ..008 713	330	
Karoq [NU7]	07.17→	③	A 863 S ..007 863	650/450										A 331 H ..008 713	330	
Kodiah [NS7]	02.17→	③	A 862 S ..007 862	600/530	KUR									A 331 H ..008 713	330	
Octavia [1U2]	09.96-01.03	①	AR 533 S ..118 902	530/475	KUR	AF 531 ..014 189	530/450	BGO	584 S	530/475						
								BGR	533 S	530/475	533	530/475				
	02.03-12.10	①	AR 533 S ..118 902	530/475	KUR	AF 531 ..014 189	530/450	BGO	584 S ..001 584	530/475			L34 ①	H 341 ..004 755	340	
								BGR	533 S ..118 406	530/475	533	530/475	L34, ① WW	H 340 ..004 754	340	
[1Z3]	05.04-06.13	②	A 936 S ..118 936	600/475		AF 462 ..014 224	600/475							A 400 H ..008 009	400	
			WW	AM 462 S ..007 462	600/475											
[5E3]	11.12→	③	A 620 S ..007 620	600/475										A 403 H ..008 998	400	
			WW	A 419 S ..014 419	600/450											
[NX3]	01.20→	③	A 102 S ..014 116	650/475												
Octavia Combi [1U5]	10.96-12.10	①	AR 533 S ..118 902	530/475	KUR	AF 531 ..014 189	530/450	BGO	584 S	530/475			①	H 341 ..004 755	340	
								BGR	533 S	530/475	533	530/475				
[1Z5]	05.04-06.13	②	A 936 S ..118 936	600/475		AF 462 ..014 224	600/475							A 400 H ..008 009	400	
			WW	AM 462 S ..007 462	600/475											
[5E5]	11.12→	③	A 620 S ..007 620	600/475										A 383 H ..016 087	380	
			WW	A 419 S ..014 419	600/450								KUR	A 331 H ..008 713	330	
[NX5]	11.19→													A 331 H ..008 713	330	
Pick-Up [6U7,787]	09.91-03.01	①	AR 500 S ..009 081	500/500		AF 500 ..009 110	500/500				500	500/500				
Praktik [5J7]	03.07-05.13	③	A 051 S ..009 051	530/530		AF 051 ..009 092	530/530							A 330 H ..008 006	330	
	06.13-05.15	③	A 051 S ..009 051	530/530		AF 051 ..009 092	530/530							A 331 H ..008 713	330	
Rapid [NH3]	07.12→	③	A 555 S ..007 555	600/400		AF 555 ..014 221	600/400							A 403 H ..008 998	400	
Rapid Spaceback [NH3]	10.13→	③	A 555 S ..007 555	600/400		AF 555 ..014 221	600/400							A 403 H ..008 998	400	

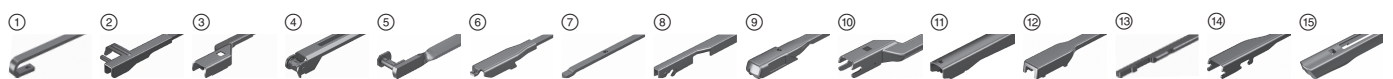




Model	Period	Icon	AEROTWIN Set	AEROFIT Set	TWIN SPOILER Set	TWIN Set	REAR	Value
Roomster [5J7]	03.06-05.13	③	A 051 S ..009 051	AF 051 ..009 092			A 330 H ..008 006	330
	06.13-05.15	③	A 051 S ..009 051	AF 051 ..009 092			A 331 H ..008 713	330
Scala [NW1]	02.19→	③	A 863 S ..007 863				A 403 H ..008 998	400
Scala Sportback [NW1]	02.19→	③	A 863 S ..007 863			KUR	A 331 H ..008 713	330
Superb [3U4]	12.01-10.04	②	A 925 S ..118 925	AF 925 ..014 217				
	11.04-03.08	①	AR 532 S ..118 986	AF 532 ..014 190	BGR BGO	532 S ..118 404 583 S ..001 583		
[3T4]	03.08-05.15	③	A 187 S ..007 187	AF 187 ..014 223				
[3V3]	05.15→	③	A 863 S ..007 863				A 403 H ..008 998	400
Superb Combi [3T5]	03.09-05.15	③	A 187 S ..007 187	AF 187 ..014 223			A 403 H ..008 998	400
	[3V5]	05.15→	A 863 S ..007 863				A 403 H ..008 998	400
Yeti [5L7]	05.09-12.17	③	A 979 S ..118 979	AF 462 ..014 224			A 282 H ..008 634	280
		WW	AM 462 S ..007 462					

**SMART (MCC)**

Fortfour [454]	01.04-06.07	①	AR 813 S ..118 912				803 ..001 803	650/450	H 351 ..004 559	350
[453]	11.14→	⑦	A 012 S ..014 095						H 230 ..004 560	230
Fortwo Cabrio [450]	02.04-03.07	①	AR 992 S ..118 992	KUR	AF 532 ..014 190		530 ..118 400	530/530		
	[451]	04.07-12.15	⑥	A 294 S ..007 294						
[453]	09.15→	⑦	A 012 S ..014 095							
Fortwo Coupé [450]	02.04-03.07	①	AR 992 S ..118 992	KUR	AF 532 ..014 190		530 ..118 400	530/530	① H 341 ..004 755	340
	[451]	04.07→	⑥	A 294 S ..007 294					H 801 ..004 801	260
[453]	11.14→	⑦	A 012 S ..014 095						H 180 ..011 963	180
Roadster [452]	04.03-11.05	①	AR 502 S ..118 995		AF 502 ..014 187	502 S ..118 564	502 ..118 563	500/450		
Roadster Coupé [452]	04.03-11.05	①	AR 502 S ..118 995		AF 502 ..014 187	502 S ..118 564	502 ..118 563	500/450		
Smart Cabrio [450]	03.00-01.04	①	AR 992 S ..118 992				530 ..118 400	530/530		
Smart Coupé [450]	07.98-01.04	①	AR 992 S ..118 992				530 ..118 400	530/530	① H 341 ..004 755	340





3 397...

SSANGYONG															
<b>Actyon</b>	10.05→	①	<b>AR 533 S</b> ..118902	530/475	KUR	<b>AF 531</b> ..014 189	530/450		<b>533 S</b> ..118 406	530/475	<b>533</b> ..118 405	530/475	①	<b>H 500</b> ..004 760	500
<b>Actyon Sports</b>	03.07→	①	<b>AR 533 S</b> ..118902	530/475	KUR	<b>AF 531</b> ..014 189	530/450		<b>533 S</b> ..118 406	530/475	<b>533</b> ..118 405	530/475			
<b>Chairman</b>	09.03-01.08	①									<b>600</b> ..018 300	600			
<b>Korando [KJ]</b>	07.96-12.05	①	<b>AR 450 S</b> ..118994	450/450					<b>450 S</b> ..118 506	450/450	<b>450</b> ..118 505	450/450			
[CK]	07.10→	①	<b>AR 601 S</b> ..118907	600/400		<b>AF 601</b> ..014 193	600/400		<b>601 S</b> ..010 297	600/400				<b>H 358</b> ..011 668	350
[C300]	02.19→	①	<b>AR 604 S</b> ..118908	600/450		<b>AF 604</b> ..014 194	600/450		<b>604 S</b> ..118 303	600/450				<b>H 311</b> ..011 666	300
<b>Korando C</b>	02.11→	①	<b>AR 601 S</b> ..118907	600/400		<b>AF 601</b> ..014 193	600/400		<b>601 S</b> ..010 297	600/400	<b>601</b> ..118 304	575/400			
<b>Kyron</b>	05.05-02.07	①	<b>AR 728 S</b> ..118904	550/475		<b>AF 554</b> ..014 192	550/475		<b>728 S</b> ..001 728	550/475	<b>727</b> ..001 727	550/475	①	<b>H 341</b> ..004 755	340
	03.07→	①	<b>AR 728 S</b> ..118904	550/475		<b>AF 554</b> ..014 192	550/475		<b>728 S</b> ..001 728	550/475	<b>727</b> ..001 727	550/475			
<b>Musso [MJ]</b>	07.93-12.05	①	<b>AR 502 S</b> ..118995	500/450		<b>AF 502</b> ..014 187	500/450				<b>502</b> ..118 563	500/450	①	<b>H 282</b> ..011 802	280
													WW ①	<b>H 280</b> ..018 802	280
[Q200]	06.18→	③	<b>A 621 S</b> ..014 621	650/500											
			KUR <b>A 102 S</b> ..014 116	650/475											
<b>Rexton</b>	09.01-12.10	①	<b>AR 500 S</b> ..009 081	500/500		<b>AF 500</b> ..009 110	500/500				<b>500</b> ..118 560	500/500	①	<b>H 341</b> ..004 755	340
													WW ①	<b>H 340</b> ..004 754	340
[Y400]	10.17→	③	<b>A 621 S</b> ..014 621	650/500											
<b>Rexton II</b>	10.08-12.12	①	<b>AR 500 S</b> ..009 081	500/500		<b>AF 500</b> ..009 110	500/500				<b>500</b> ..118 560	500/500	①	<b>H 341</b> ..004 755	340
<b>Rexton W</b>	06.12→	①	<b>AR 500 S</b> ..009 081	500/500		<b>AF 500</b> ..009 110	500/500				<b>500</b> ..118 560	500/500	①	<b>H 341</b> ..004 755	340
<b>Rodius</b>	08.04-12.12	①	<b>AR 604 S</b> ..118908	600/450		<b>AF 604</b> ..014 194	600/450		<b>604 S</b> ..118 303	600/450			①	<b>H 282</b> ..011 802	280
													WW ①	<b>H 280</b> ..018 802	280
<b>Rodius II</b>	05.13→	①	<b>AR 601 S</b> ..118907	600/400		<b>AF 601</b> ..014 193	600/400	KUR			<b>601</b> ..118 304	575/400		<b>H 311</b> ..011 666	300
<b>Tivoli</b>	07.15→	①	<b>AR 601 S</b> ..118907	600/400		<b>AF 601</b> ..014 193	600/400		<b>601 S</b> ..010 297	600/400				<b>H 253</b> ..005 828	250
[X150]	11.19→	①	<b>AR 601 S</b> ..118907	600/400		<b>AF 601</b> ..014 193	600/400		<b>601 S</b> ..010 297	600/400				<b>H 253</b> ..005 828	250
<b>XLV</b>	04.16-05.19	①	<b>AR 601 S</b> ..118907	600/400		<b>AF 601</b> ..014 193	600/400		<b>601 S</b> ..010 297	600/400			KUR	<b>H 253</b> ..005 828	250
	06.19→	①	<b>AR 601 S</b> ..118907	600/400		<b>AF 601</b> ..014 193	600/400		<b>601 S</b> ..010 297	600/400				<b>H 253</b> ..005 828	250

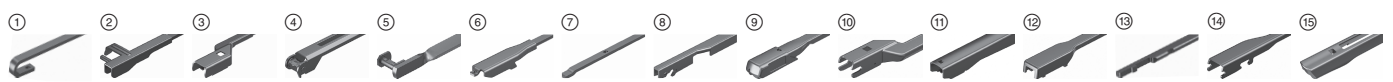




3 397...

**SUBARU**

Model	Year Range	Notes	AR	AF	533 S	533	H	Other
BRZ [Z10]	01.12→	①	AR 551 S ..118 905				551 ..118 422	550/500
Forester [SF]	01.97-05.02	①	AR 533 S ..118 902	AF 531 ..014 189	530/450	533 S ..118 406	533 ..118 405	530/475
[SG]	06.02-05.03	①	AR 533 S ..118 902	AF 531 ..014 189	530/450	533 S ..118 406	533 ..118 405	530/475
	06.03-05.05	①	AR 533 S ..118 902	AF 531 ..014 189	530/450	533 S ..118 406	533 ..118 405	L40, KWB
	06.05-11.07	①	AR 533 S ..118 902	AF 531 ..014 189	530/450	533 S ..118 406	533 ..118 405	L34
[S12]	12.07-12.12	①	AR 604 S ..118 908	AF 604 ..014 194	600/450	604 S ..118 303		
[S13]	11.12→	①	AR 653 S ..118 911		650/400		653 ..118 324	650/400
[S14]	05.19→	⑩	A 156 S ..014 156		650/400			
Impreza [G12/G22]	06.07-12.11	①	AR 601 S ..118 907	AF 601 ..014 193	600/400	601 S ..010 297	612 ..010 413	600/400
[G13/G23]	10.11→	①	AR 653 S ..118 911		650/400		653 ..118 324	650/400
[G14]	09.16→	⑩	A 156 S ..014 156		650/400			
Impreza Kombi [GD,GG]	10.00-01.04	①	AR 552 S ..118 984	AF 552 ..014 191	550/400	552 S ..118 427	552 ..010 405	550/400
	02.04-06.07	①	AR 552 S ..118 984	AF 552 ..014 191	550/400	552 S ..118 427	552 ..010 405	KWB
Impreza Outback [GD,GG]	10.00-06.07	①	AR 552 S ..118 984	AF 552 ..014 191	550/400	552 S ..118 427	552 ..010 405	
Impreza Sedan [GD,GG]	10.00-06.07	①	AR 552 S ..118 984	AF 552 ..014 191	550/400	552 S ..118 427	552 ..010 405	
[G12]	06.07-12.11	①	AR 601 S ..118 907	AF 601 ..014 193	600/400	601 S ..010 297	612 ..010 413	600/400
[G13]	10.11-12.15	①	AR 653 S ..118 911		650/400		653 ..118 324	650/400
Justy [MS]	10.96-08.03	①	AR 531 S ..118 901	AF 531 ..014 189	530/450	531 S ..118 403	531 ..118 402	530/450
[G3X]	09.03-08.07	①	AR 566 S ..118 990		475/425	481 S ..118 543	481 ..118 542	475/450
								① H 282 ..011 802
								WW ① H 280 ..018 802
[M3]	09.07-12.10	①					361 ..001 361	500/400
								H 352 ..011 430
Legacy [BL/BP]	07.03-05.09	①	AR 604 S ..118 908	AF 604 ..014 194	600/450	604 S ..118 303		
[B14]	06.09→	①	AR 813 S ..118 912		650/450			
Legacy Kombi [BE/BH]	10.98-06.03	①	AR 551 S ..118 905		550/500	551 S ..118 423	551 ..118 422	550/500
[BL/BP]	07.03-05.09	①	AR 604 S ..118 908	AF 604 ..014 194	600/450	604 S ..118 303		
[B14]	06.09-12.14	①	AR 813 S ..118 912		650/450			
								H 354 ..011 433
Legacy Outback [BE/BH]	10.98-06.03	①	AR 551 S ..118 905		550/500	551 S ..118 423	551 ..118 422	550/500
[BL/BP]	07.03-05.09	①	AR 604 S ..118 908	AF 604 ..014 194	600/450	604 S ..118 303		
								H 380 ..004 756
								H 354 ..011 433



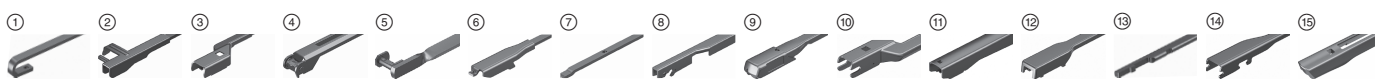


3 397...

<b>Legacy Sedan</b> [BE/BH]	10.98-06.03	①	<b>AR 551 S</b> ..118 905	550/500				<b>551 S</b> ..118 423	550/500	<b>551</b> ..118 422	550/500			
<b>Levorg</b> [VM,V10]	06.14→	①	<b>AR 653 S</b> ..118 911	650/400						<b>653</b> ..118 324	650/400	<b>H 354</b> ..011 433	350	
<b>Outback</b> [B14]	06.09→	①	<b>AR 813 S</b> ..118 912	650/450								<b>H 354</b> ..011 433	350	
[B15]	03.15→	①	<b>AR 653 S</b> ..118 911	650/400			KUR			<b>653</b> ..118 324	650/400	<b>H 354</b> ..011 433	350	
<b>Trezia</b>	11.10-03.16	①	<b>AR 707 U</b> ..006 803	700						<b>707 U</b> ..011 543	700	<b>H 309</b> ..011 630	300	
<b>Tribeca</b> [B9]	04.06-11.07	①	<b>AR 65 N</b> ..008 844	650				FAS		<b>650 U</b> ..004 587	650			
			<b>AR 50 N</b> ..008 841	500				BEI		<b>500 U</b> ..004 583	500			
[W10]	11.07-01.14	①	<b>AR 65 N</b> ..008 844	650				FAS		<b>650 U</b> ..004 587	650	<b>H 354</b> ..011 433	350	
			<b>AR 50 N</b> ..008 841	500				BEI		<b>500 U</b> ..004 583	500			
<b>WRX</b> [V10]	05.14→	①	<b>AR 653 S</b> ..118 911	650/400						<b>653</b> ..118 324	650/400			
<b>XV</b> [G33]	08.11-11.17	①	<b>AR 653 S</b> ..118 911	650/400						<b>653</b> ..118 324	650/400	<b>H 306</b> ..011 432	300	
[G24]	10.17→	⑩	<b>A 156 S</b> ..014 156	650/400								<b>H 306</b> ..011 432	300	

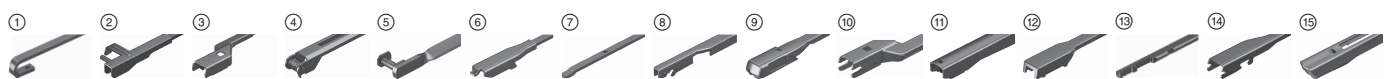
SUZUKI

<b>Across</b> [A5Z]	11.20→	①	<b>AR 653 S</b> ..118 911	650/400						<b>653</b> ..118 324	650/400	<b>H 307</b> ..011 429	300	
												WW <b>H 290</b> ..011 814	300	
<b>Alto</b> [EF]	10.94-02.02	①	<b>AR 566 S</b> ..118 990	475/425				<b>481 S</b> ..118 543	475/450	<b>481</b> ..118 542	475/450	① <b>H 341</b> ..004 755	340	
[MA]	02.02-12.06	①										① <b>H 341</b> ..004 755	340	
												WW ① <b>H 340</b> ..004 754	340	
[AMF]	12.08-12.14	①	<b>AR 553 S</b> ..007 589	550/340	KUR	<b>AF 535</b> ..014 488	530/340	KUR	<b>535 S</b> ..010 406	530/340	<b>553</b> ..010 274			
<b>Baleno</b>	03.16→	①	<b>AR 531 S</b> ..118 901	530/450		<b>AF 531</b> ..014 189	530/450		<b>531 S</b> ..118 403	530/450	<b>531</b> ..118 402	<b>H 290</b> ..011 814	300	
<b>Baleno Hatchback</b>	04.95-09.05	①	<b>AR 502 S</b> ..118 995	500/450		<b>AF 502</b> ..014 187	500/450		<b>502 S</b> ..118 564	500/450	<b>502</b> ..118 563	① <b>H 380</b> ..004 756	380	
<b>Baleno Sedan</b>	04.95-09.05	①	<b>AR 502 S</b> ..118 995	500/450		<b>AF 502</b> ..014 187	500/450		<b>502 S</b> ..118 564	500/450	<b>502</b> ..118 563			
<b>Baleno Wagon</b>	08.96-09.07	①	<b>AR 502 S</b> ..118 995	500/450		<b>AF 502</b> ..014 187	500/450		<b>502 S</b> ..118 564	500/450	<b>502</b> ..118 563	① <b>H 282</b> ..011 802	280	
												WW ① <b>H 280</b> ..018 802	280	
<b>Carry</b> [FD]	03.99-03.09	①	<b>AR 400 U</b> ..008 932	400						<b>400</b> ..118 610	400/400			
<b>Celerio</b>	10.14→	①				<b>AF 535</b> ..014 488	530/340		<b>535 S</b> ..010 406	530/340		<b>H 309</b> ..011 630	300	
<b>Escudo</b>	05.05→	①	<b>AR 480 S</b> ..118 900	475/475		<b>AF 480</b> ..009 848	475/475		<b>480 S</b> ..118 541	475/475	<b>480</b> ..118 540	KWB <b>H 307</b> ..011 429	300	
<b>Grand Vitara</b>	03.98-09.05	①	<b>AR 480 S</b> ..118 900	475/475		<b>AF 480</b> ..009 848	475/475		<b>480 S</b> ..118 541	475/475	<b>480</b> ..118 540	① <b>H 380</b> ..004 756	380	





			AEROTWIN Set			AEROFIT Set			TWIN SPOILER Set			TWIN Set			REAR		
			?	↗ ↘	↔	?	↗ ↘	↔	?	↗ ↘	↔	↗ ↘	↔	?	↗ ↘	↔	
◀ SUZUKI			3 397...														
Grand Vitara [JT]	10.05→	①	AR 480 S ..118 900	475/475		AF 480 ..009 848	475/475		480 S ..118 541	475/475		480 ..118 540	475/475	KWB	H 307 ..011 429	300	
Grand Vitara Cabrio	03.98-03.08	①	AR 480 S ..118 900	475/475		AF 480 ..009 848	475/475		480 S ..118 541	475/475		480 ..118 540	475/475				
Ignis [MF]	10.16→	①	AR 533 S ..118 902	530/475	KUR	AF 531 ..014 189	530/450		533 S ..118 406	530/475		533 ..118 405	530/475		H 306 ..011 432	300	
Ignis Hatchback	10.00-12.07	① KUR	AR 450 S ..118 994	450/450					481 S ..118 543	475/450		481 ..118 542	475/450	①	H 282 ..011 802	280	
														WW ①	H 280 ..018 802	280	
Jimny [FJ]	10.98→	①						KUR				400 ..118 610	400/400	①	H 282 ..011 802	280	
														WW ①	H 280 ..018 802	280	
[GJ]	10.18→	① ZE	AR 400 U ..008 932	400								400 ..118 610	400/400				
Kizashi	10.09→	①	AR 606 S ..118 910	600/500					607 S ..118 306	600/475							
Liana Hatchback	03.01-04.08	①	AR 728 S ..118 904	550/475		AF 554 ..014 192	550/475		728 S ..001 728	550/475		727 ..001 727	550/475	WW	H 306 ..011 432	300	
														①	H 341 ..004 755	340	
Liana Sedan	04.02-12.07	①	AR 728 S ..118 904	550/475		AF 554 ..014 192	550/475		728 S ..001 728	550/475		727 ..001 727	550/475				
Samurai	03.87-12.04	①						ADF				280 ..118 801	280/280	①	H 341 ..004 755	340	
														WW ①	H 340 ..004 754	340	
Splash [A5B]	01.08→	①	AR 552 S ..118 984	550/400		AF 552 ..014 191	550/400		552 S ..118 427	550/400		552 ..010 405	550/400		H 250 ..011 629	250	
Swace [AMZ]	12.20→	①	AR 705 S ..014 637	700/340											H 309 ..011 630	300	
														WW	H 290 ..011 814	300	
Swift [Z]	11.14→	①	AR 531 S ..118 901	530/450		AF 531 ..014 189	530/450		531 S ..118 403	530/450		531 ..118 402	530/450				
Swift Hatchback [MA]	03.96-12.04	①	AR 531 S ..118 901	530/450		AF 531 ..014 189	530/450		531 S ..118 403	530/450		531 ..118 402	530/450	①	H 380 ..004 756	380	
	[MZ/EZ]	11.04-12.14	①	AR 531 S ..118 901	530/450		AF 531 ..014 189	530/450		531 S ..118 403	530/450		531 ..118 402		H 250 ..011 629	250	
	[AZH,AZG]	09.10→	①	AR 531 S ..118 901	530/450		AF 531 ..014 189	530/450		531 S ..118 403	530/450		531 ..118 402		H 250 ..011 629	250	
	[A2L]	05.17→	①	AR 503 S ..118 993	500/475	KUR	AF 502 ..014 187	500/450					503 ..118 565	500/475		H 252 ..011 965	250
Swift Sedan [MA]	03.96-12.04	①	AR 531 S ..118 901	530/450		AF 531 ..014 189	530/450		531 S ..118 403	530/450		531 ..118 402	530/450				
	[Z]	11.04→	①	AR 531 S ..118 901	530/450		AF 531 ..014 189	530/450		531 S ..118 403	530/450		531 ..118 402	530/450			
SX4	07.06-12.15	①	AR 654 S ..007 570	650/340		AF 654 ..014 490	650/340					654 ..010 299	650/340				
SX4 Hatchback	05.06→	①	AR 654 S ..007 570	650/340		AF 654 ..014 490	650/340					654 ..010 299	650/340		H 250 ..011 629	250	
SX4 S-Cross	10.13→	①	AR 654 S ..007 570	650/340		AF 654 ..014 490	650/340					654 ..010 299	650/340		H 250 ..011 629	250	
SX4 Sedan	07.07→	①	AR 654 S ..007 570	650/340		AF 654 ..014 490	650/340					654 ..010 299	650/340				
Vitara [ET]	01.95-12.05	①	AR 450 S ..118 994	450/450					450 S ..118 506	450/450		450 ..118 505	450/450	①	H 380 ..004 756	380	





3 397...

Vitara [ET]	09.95-03.04	①									420	425/425		
[LY]	02.15→	①	AR 601 S ..118 907	600/400	AF 601 ..014 193	600/400					612	600/400	H 250	250
Wagon R+ [MM]	05.00-08.08	①	AR 502 S ..118 995	500/450	AF 502 ..014 187	500/450	502 S ..118 564	500/450	502	500/450	502	500/450	① H 341	340
											..118 563		..004 755	

TESLA

Model 3	09.16→	③	A 102 S ..014 116	650/475										
Model S	08.11→	③	KUR A 106 S ..014 208	700/425										
Roadster	08.06-12.12	①	AR 65 N ..008 844	650							650 U ..004 587	650		

TOYOTA

Alphard	05.08→	①	KUR, FAS AR 707 U ..006 803	700										
			KUR, BEI AR 340 U ..008 930	340										
Auris [E15,JTN]	10.06-08.12	①	AR 653 S ..118 911	650/400				653 S ..118 325	650/400	653	650/400	650/400	H 306	300
[E15,NMT,SB1]	02.07-10.12	①	AR 653 S ..118 911	650/400				653 S ..118 325	650/400	653	650/400	650/400	YJ9 H 309	300
[E18]	10.12→	①	AR 654 S ..007 570	650/340	AF 654 ..014 490	650/340				654	650/340	650/340	H 200	200
Auris Touring Sports [E18]	07.13→	①	AR 654 S ..007 570	650/340	AF 654 ..014 490	650/340				654	650/340	650/340	H 252	250
Avalon	09.99-08.04	①	AR 601 S ..118 907	600/400	AF 601 ..014 193	600/400	601 S ..010 297	600/400	601	601	575/400	575/400		
Avensis [T22]	10.97-01.03	①	AR 531 S ..118 901	530/450	AF 531 ..014 189	530/450	531 S ..118 403	530/450	531	531	530/450	530/450		
[T25]	01.03-11.08	①	AR 601 S ..118 907	600/400	AF 601 ..014 193	600/400	601 S ..010 297	600/400	612	612	600/400	600/400		
[T27]	11.08→	③	A 538 S ..007 538	650/400										
Avensis Liftback [T22]	10.97-01.03	①	AR 531 S ..118 901	530/450	AF 531 ..014 189	530/450	531 S ..118 403	530/450	531	531	530/450	530/450	① H 500	500
[T25]	01.03-04.05	①	AR 601 S ..118 907	600/400	AF 601 ..014 193	600/400	601 S ..010 297	600/400	612	612	600/400	600/400	① H 400	400
	04.05-11.08	①	AR 601 S ..118 907	600/400	AF 601 ..014 193	600/400	601 S ..010 297	600/400	612	612	600/400	600/400	KWB ① H 409	400
													① H 400	400
Avensis Verso [M2]	05.01-11.09	①	AR 653 S ..118 911	650/400				653 S ..118 325	650/400	653	650/400	650/400	H 409	400
Avensis Wagon [T22]	10.97-01.03	①	AR 531 S ..118 901	530/450	AF 531 ..014 189	530/450	531 S ..118 403	530/450	531	531	530/450	530/450	① H 341	340
[T25]	01.03-11.08	①	AR 601 S ..118 907	600/400	AF 601 ..014 193	600/400	601 S ..010 297	600/400	612	612	600/400	600/400	H 309	300
[T27]	11.08→	③	A 538 S ..007 538	650/400									H 307	300
Aygo	02.05-12.14	①								651 U ..011 641	650		H 300	300
													..004 628	





◀ TOYOTA

3 397...

Model	Year Range	Options	AeroTwin Set	AeroFit Set	Twin Spoiler Set	Twin Set	Rear	Width				
Aygo [B4]	05.14→	⑥	A 650 U ..013 532	650				H 309 ..011 630	300			
Camry [V2]	06.96-08.01	①	AR 531 S ..118 901	530/450	AF 531 ..014 189	530/450	533 S ..118 406	533 ..118 405	530/475			
[V3]	08.99-08.01	① L55	AR 551 S ..118 905	550/500								
	08.01-01.06	① L55	AR 551 S ..118 905	550/500								
		L65	AR 813 S ..118 912	650/450								
[V4,V40]	01.06→	①	AR 606 S ..118 910	600/500		KUR	607 S ..118 306	600/475				
[V5]	08.11→	①	AR 813 S ..118 912	650/450								
[V7]	04.18→	①	AR 701 S ..007 706	650/500				701 ..118 202	650/500			
Celica Coupé [T23]	08.99-09.05	①	AR 653 S ..118 911	650/400			653 S ..118 325	653 ..118 324	650/400	① H 500 ..004 760	500	
C-HR	10.16→	⑩	A 156 S ..014 156	650/400						H 352 ..011 430	350	
Conquest [Carri]	11.98→	①	AR 450 S ..118 994	450/450			450 S ..118 506	450 ..118 505	450/450			
Corolla [E11]	05.95-08.02	①	AR 502 S ..118 995	500/450	AF 502 ..014 187	500/450	502 S ..118 564	502 ..118 563	500/450	① H 400 ..004 757	400	
[E12]	08.00-10.02	① L55	AR 728 S ..118 904	550/475	L55 AF 554 ..014 192	550/475	L55, KUR 531 S ..118 403	530/450	531 ..118 402	530/450		
	10.02-08.08	① L55	AR 728 S ..118 904	550/475	L55 AF 554 ..014 192	550/475	L55, KUR 531 S ..118 403	530/450	531 ..118 402	530/450	TU5 H 354 ..011 433	350
		L60	AR 601 S ..118 907	600/400	L60 AF 601 ..014 193	600/400	L60 601 S ..010 297	600/400	601 ..118 304	575/400		
[E14,E15]	11.06-04.13	①	AR 654 S ..007 570	650/340	AF 654 ..014 490	650/340		654 ..010 299	650/340			
[E18]	06.13→	①	AR 654 S ..007 570	650/340	AF 654 ..014 490	650/340		654 ..010 299	650/340			
[E17]	09.13→	①	AR 654 S ..007 570	650/340	AF 654 ..014 490	650/340		654 ..010 299	650/340			
[E21]	01.19→	①	AR 705 S ..014 637	700/340								
Corolla Hatchback [E11]	05.97-07.01	①	AR 502 S ..118 995	500/450	AF 502 ..014 187	500/450	502 S ..118 564	502 ..118 563	500/450	① H 400 ..004 757	400	
[E12,SB1]	11.01-12.07	①	AR 728 S ..118 904	550/475	AF 554 ..014 192	550/475	KUR 531 S ..118 403	530/450	531 ..118 402	YJ9 530/450	H 352 ..011 430	350
[E12]	11.01-11.06	① L60	AR 601 S ..118 907	600/400	L60 AF 601 ..014 193	600/400	L60 601 S ..010 297	600/400	601 ..118 304	575/400	H 352 ..011 430	350
[E12,JTD]	09.02-12.06	① L55	AR 728 S ..118 904	550/475	AF 554 ..014 192	550/475	KUR 531 S ..118 403	530/450	531 ..118 402	530/450	H 354 ..011 433	350
[E21]	01.19→	①	AR 705 S ..014 637	700/340							H 309 ..011 630	300
										WW	H 290 ..011 814	300
Corolla Liftback [E11]	05.97-11.01	①	AR 502 S ..118 995	500/450	AF 502 ..014 187	500/450	502 S ..118 564	502 ..118 563	500/450	TU3 ① H 400 ..004 757	400	
										TU5 ①	H 500 ..004 760	500
Corolla Sedan [E11]	05.95-08.02	①	AR 502 S ..118 995	500/450	AF 502 ..014 187	500/450	502 S ..118 564	502 ..118 563	500/450			





3 397...

Model	Date	Icon	AEROTWIN Set		AEROFIT Set		TWIN SPOILER Set		TWIN Set		REAR				
			Part	Size	Part	Size	Part	Size	Part	Size	Part	Size			
Corolla Touring Sports [E21]	01.19→	①	AR 705 S	700/340							H 309	300			
			..014 637								WW	H 290	300		
Corolla Verso [E12]	09.01-01.04	①	AR 653 S	650/400			653 S	650/400	653	650/400	H 352	350			
			..118 911				..118 325		..118 324		..011 430				
[R1]	02.04-02.09	①	AR 653 S	650/400			653 S	650/400	653	650/400	H 290	300			
			..118 911				..118 325		..118 324		..011 814				
Corolla Wagon [E11]	04.97-09.01	①	AR 502 S	500/450	AF 502	500/450	502 S	500/450	502	500/450	① H 341	340			
			..118 995		..014 187		..118 564		..118 563		..004 755				
[E12]	08.00-02.07	①	AR 601 S	600/400	AF 601	600/400	601 S	600/400	601	575/400	H 352	350			
			..118 907		..014 193		..010 297		..118 304		..011 430				
Dyna	10.00-04.03	①	AR 500 S	500/500					500	500/500					
			..009 081						..118 560						
								420	425/425						
								..118 500							
	04.03→	①	AR 500 S	500/500					500	500/500					
			..009 081						..118 560						
Echo	09.99→	①	AR 534 S	530/380	AF 534	530/380			534	530/380					
			..007 503		..014 188				..010 271						
Fortuner	01.05→	①	KUR AR 533 S	530/475	KUR AF 531	530/450			533	530/475	H 307	300			
			..118 902		..014 189				..118 405		..011 429				
[AN160]	07.15→	①	AR 552 S	550/400	AF 552	550/400			552	550/400	H 307	300			
			..118 984		..014 191				..010 405		..011 429				
GT86	04.12→	①	AR 551 S	550/500					551	550/500					
			..118 905						..118 422						
Harrier	12.97-02.03	①	AR 801 S	600/530					608	600/550					
			..118 996						..118 307						
	02.03→	①	AR 655 S	650/550					655	650/550					
			..007 584						..010 302						
Hiace [LXH,RCH]	08.96-05.09	①	AR 530 S	530/530	KUR AF 532	530/500	530 S	530/530	530	530/530	① H 450	450			
			..118 903		..014 190		..118 401		..118 400		..004 763				
[KLH]	08.01→	①	AR 530 S	530/530	KUR AF 532	530/500			530	530/530	MGT ① H 400	400			
			..118 903		..014 190				..118 400		..004 757				
											MUT ① H 450	450			
											..004 763				
Hiace Van [LH,LXH,ZH]	08.96-02.06	①	AR 530 S	530/530	KUR AF 532	530/500	530 S	530/530	530	530/530					
			..118 903		..014 190		..118 401		..118 400						
Hiace Wagon [LH,ZH]	08.96-02.06	①	AR 530 S	530/530	KUR AF 532	530/500	530 S	530/530	530	530/530					
			..118 903		..014 190		..118 401		..118 400						
Highlander	09.00-08.07	①	AR 728 S	550/475	AF 554	550/475	728 S	550/475	727	550/475	H 307	300			
			..118 904		..014 192		..001 728		..001 727		..011 429				
	09.07→	①	AR 701 S	650/500					701	650/500	H 307	300			
			..007 706						..118 202		..011 429				
Hilux [N16/N17]	08.97→	①							420	425/425					
									..118 500						
			[Raider]	05.05→	①	AR 533 S	530/475	KUR AF 531	530/450	533 S	530/475	533	530/475		
						..118 902		..014 189		..118 406		..118 405			
[N15,N25,N26,N35]	07.05→	①	AR 533 S	530/475	KUR AF 531	530/450	533 S	530/475	533	530/475					
			..118 902		..014 189		..118 406		..118 405						
[N12,N13]	06.15→	①	AR 552 S	550/400	AF 552	550/400			552	550/400					
			..118 984		..014 191				..010 405						
Hilux Pickup [N8...19]	08.88-08.05	①							420	425/425					
									..118 500						
Hilux Vigo [TGN16; TGN26]	08.04→	①	AR 533 S	530/475	KUR AF 531	530/450	533 S	530/475	533	530/475					
			..118 902		..014 189		..118 406		..118 405						
iQ	11.08-05.14	①	AR 531 S	530/450	AF 531	530/450	531 S	530/450	531	530/450	KUR H 252	250			
			..118 901		..014 189		..118 403		..118 402		..011 965				





◀ TOYOTA

3 397...

Model	Year Range	Code	Part	Size	Fitment	Part	Size	Fitment	Part	Size	Fitment	Part	Size	Fitment	
Land Cruiser [J7]	11.84-08.01	①								420	425/425	①	H 341	340	
										..118 500			..004 755		
[J9]	04.96-12.06	①	KUR	AR 566 S	475/425				481 S	475/450	481	475/450	①	H 341	340
				..118 990					..118 543		..118 542		..004 755		
[J10]	01.98-07.08	①	KUR	AR 801 S	600/530			KUR	611 S	600/530	608	600/550	MGT, ①	H 341	340
				..118 996					..010 300		..118 307		RAB	..004 755	
													MHK ①	H 400	400
														..004 757	
[J12]	09.02-08.09	①		AR 550 S	550/530			KUR	530 S	530/530	530	530/530	ERD	H 409	400
				..118 906					..118 401		..118 400			..011 431	
													TOB ①	H 405	400
														..004 764	
[J20]	09.07→	①	KUR	AR 801 S	600/530						608	600/550	KWB	H 309	300
				..118 996							..118 307			..011 630	
													KUR ①	H 282	280
														..011 802	
[J15]	08.09→	①		AR 701 S	650/500						701	650/500		H 309	300
				..007 706							..118 202			..011 630	
Land Cruiser Prado [J9]	04.96-09.04	①	KUR	AR 566 S	475/425				481 S	475/450	481	475/450	①	H 341	340
				..118 990					..118 543		..118 542		..004 755		
[J12]	09.02-09.09	①		AR 550 S	550/530				551 S	550/500	551	550/500	ERD	H 409	400
				..118 906					..118 423		..118 422			..011 431	
													TOB ①	H 405	400
														..004 764	
[J15]	09.09→	①		AR 701 S	650/500						701	650/500		H 309	300
				..007 706							..118 202			..011 630	
MR2 Cabrio [W3]	12.99-05.06	①		AR 503 S	500/475	KUR	AF 502	500/450	503 S	500/475	503	500/475			
				..118 993			..014 187		..118 566		..118 565				
New Altis	07.10-12.13	①		AR 654 S	650/340						654	650/340			
				..007 570							..010 299				
Picnic	09.96-05.01	①		AR 601 S	600/400		AF 601	600/400	601 S	600/400	601	575/400	①	H 380	380
				..118 907			..014 193		..010 297		..118 304		..004 756		
	08.03→	①		AR 601 S	600/400		AF 601	600/400	601 S	600/400	601	575/400		H 409	400
				..118 907			..014 193		..010 297		..118 304		..011 431		
Previa	02.00-01.06	①	FAS	AR 70 N	700			FAS			700 U	700		H 409	400
				..008 845							..004 489		..011 431		
								BEI			450 U	450		H 409	400
											..004 581		..011 431		
Prius [W11]	09.00-08.03	①		AR 601 S	600/400		AF 601	600/400	601 S	600/400	601	575/400			
				..118 907			..014 193		..010 297		..118 304				
[W20]	09.03-03.09	①	KUR	AR 653 S	650/400				653 S	650/400	653	650/400	①	H 400	400
				..118 911					..118 325		..118 324		..004 757		
[W30,W35]	04.09→	①		AR 653 S	650/400						653	650/400	①	H 400	400
				..118 911							..118 324		..004 757		
[W50]	11.15→	⑩		A 158 S	700/400										
				..014 245											
Prius + [W40]	03.12→	①						FAS			650 U	650		H 252	250
											..004 587		..011 965		
								BEI			380 U	380			
											..011 353				
Proace [G9]	06.13-01.16	①	KUR	AR 701 S	650/500				706 S	700/500	701	650/500	MGT	H 353	350
				..007 706					..010 301		..118 202			..004 631	
													MHK	H 412	400
														..015 450	
													MHK, APE	H 403	400
														..011 592	
Proace I	06.13-01.16	①		AR 701 S	650/500			KUR			701	650/500			
				..007 706							..118 202				





3 397...

Model	Year Range	Code	Wheel Size	AEROTWIN Set	AEROFIT Set	TWIN SPOILER Set	TWIN Set	REAR	Price			
Proace II [K0]	02.16→	⑦ KUR	A 426 S ..007 426	650/475				MGT	H 840 ..004 802	290		
								MHK	H 353 ..004 631	350		
Proace Verso [K0]	02.16→	⑦ KUR	A 426 S ..007 426	650/475				MGT	H 840 ..004 802	290		
								MHK	H 353 ..004 631	350		
RAV4 [A2]	05.00-01.06	①	AR 607 S ..118 909	600/475	AF 607 ..014 195	600/475	607 S ..118 306		H 309 ..011 630	300		
[A3]	11.05-11.12	① KUR	AR 601 S ..118 907	600/400	KUR AF 601 ..014 193	600/400	601 S ..010 297	612 ..010 413	600/400	H 309 ..011 630	300	
[A4]	12.12→	①	AR 653 S ..118 911	650/400			653 S ..118 325	653 ..118 324	650/400	H 252 ..011 965	250	
[A5]	11.18→	①	AR 653 S ..118 911	650/400				653 ..118 324	650/400	H 307 ..011 429	300	
										WW	H 290 ..011 814	300
Sequoia	09.07→	①	AR 480 S ..118 900	475/475	AF 480 ..009 848	475/475	480 S ..118 541	480 ..118 540	475/475			
Sienna	09.06-01.10	① L65, KUR	AR 813 S ..118 912	650/450			L65		803 ..001 803	650/450		
												① L60
	01.10→	① L65	AR 813 S ..118 912	650/450	L65			803 ..001 803	650/450			
Solara	09.98-08.03	①	AR 550 S ..118 906	550/530			KUR 551 S ..118 423	551 ..118 422	550/500			
	09.03-08.08	①	AR 607 S ..118 909	600/475	AF 607 ..014 195	600/475	607 S ..118 306					
Supra [A90]	03.19→	⑥	A 290 S ..007 290	550/530								
Tundra	11.06→	⑥	A 212 S ..014 212	650/550								
Urban Cruiser [P1]	01.09-12.16	①	AR 605 S ..007 504	600/340	AF 605 ..014 489	600/340		605 ..010 270	600/340	H 200 ..011 964	200	
Venza	02.09→	①	AR 655 S ..007 584	650/550				655 ..010 302	650/550	H 309 ..011 630	300	
Verso [R2]	02.09→	①	AR 653 S ..118 911	650/400			653 S ..118 325	653 ..118 324	650/400	H 309 ..011 630	300	
Verso-S	11.10-12.15	①	AR 707 U ..006 803	700				707 U ..011 543	700	H 309 ..011 630	300	
Yaris [P1]	01.99-08.05	①	AR 534 S ..007 503	530/380	AF 534 ..014 188	530/380		534 ..010 271	530/380			
	[P9,JTD]	08.05-07.11	①	AR 605 S ..007 504	600/340	AF 605 ..014 489	600/340		605 ..010 270	600/340	H 309 ..011 630	300
	[P9,VNK]	11.05-07.11	①	AR 605 S ..007 504	600/340	AF 605 ..014 489	600/340		605 ..010 270	600/340	YJ9 H 304 ..004 990	300
	[P13,VNK]	07.11→	①	AR 707 U ..006 803	700				707 U ..011 543	700	H 309 ..011 630	300
Yaris (F) [P1]	01.01-08.06	①	AR 534 S ..007 503	530/380	AF 534 ..014 188	530/380		534 ..010 271	530/380	YJ9 H 300 ..004 628	300	
Yaris Verso [P2]	08.99-11.02	①	AR 552 S ..118 984	550/400	AF 552 ..014 191	550/400		552 ..010 405	550/400	① H 400 ..004 757	400	
										WW ①	H 405 ..004 764	400
	12.02-09.05	①	AR 552 S ..118 984	550/400	AF 552 ..014 191	550/400		552 ..010 405	550/400	KWB H 409 ..011 431	400	





3 397...

VOLVO															
C30	10.06-07.10	③	A 088 S	650/500	KUR	AF 467	650/475						A 401 H	400	
			..007 088			..014 227								KWB	H 412
			AM 467 S	650/475									..015 450		
	08.10→	③	A 088 S	650/500	KUR	AF 467	650/475						KWB	H 412	400
			..007 088		..014 227									..015 450	
			AM 467 S	650/475									SPA, APE	H 380	380
			..007 467			..004 756									
C70 Coupé	01.97-07.02	①	AR 530 S	530/530	KUR	AF 532	530/500	530 S	530/530	530	530/530				
			..118 903			..014 190		..118 401		..118 400					
C70 I Cabrio	02.98-03.06	①	AR 530 S	530/530	KUR	AF 532	530/500	530 S	530/530	530	530/530				
			..118 903			..014 190		..118 401		..118 400					
C70 II Cabrio	03.06-12.13	③	A 309 S	650/475		AF 467	650/475								
			..007 309			..014 227									
			AM 467 S	650/475											
			..007 467												
S40 I	09.95-01.04	①	AR 500 S	500/500		AF 500	500/500	500 S	500/500	500	500/500				
			..009 081			..009 110		..118 561		..118 560					
S40 II [P11]	12.03-08.05	②	A 953 S	650/500	KUR	AF 467	650/475								
			..118 953			..014 227									
			AM 467 S	650/475											
			..007 467												
	08.05-12.12	③	A 088 S	650/500	KUR	AF 467	650/475								
			..007 088		..014 227										
			AM 467 S	650/475											
			..007 467												
S60 Cross Country	08.15→	③	A 088 S	650/500	KUR	AF 467	650/475								
			..007 088			..014 227									
			AM 467 S	650/475											
			..007 467												
S60 I	11.00-07.04	①	AR 801 S	600/530				BGR	611 S	600/530	543	600/530			
			..118 996					BGO	801 S	600/530	801	600/530			
									..010 300		..001 543				
									..001 802		..001 801				
	08.04-07.09	⑥	A 966 S	600/530											
			..118 966												
S60 II	11.10→	③	A 088 S	650/500	KUR	AF 467	650/475								
			..007 088			..014 227									
			AM 467 S	650/475											
			..007 467												
S80 I	08.98-07.04	①	AR 801 S	600/530				BGR	611 S	600/530	543	600/530			
			..118 996					BGO	801 S	600/530	801	600/530			
									..010 300		..001 543				
									..001 802		..001 801				
	08.04-07.06	⑥	A 966 S	600/530											
			..118 966												
S80 II	03.06-12.16	③	A 088 S	650/500	KUR	AF 467	650/475								
			..007 088			..014 227									
			AM 467 S	650/475											
			..007 467												
S90 II	03.16→	③	A 164 S	625/500											
			..014 164												
			A 297 S	600/500											
			..007 297												



			AEROTWIN		AEROFIT		TWIN SPOILER			TWIN		REAR			
			Set	Set	Set	Set	Set	Set	?	?	?	?	?	?	
3 397...															
V40 Cross Country	01.13→	③	A 309 S	650/475	AF 467	650/475							A 283 H	280	
			..007 309		..014 227									..016 466	
		WW	AM 467 S	650/475								APE	A 281 H	280	
			..007 467										..008 045		
V40 I	05.00-08.04	①	AR 500 S	500/500	AF 500	500/500	500 S	500/500	500	500/500			H 407	400	
			..009 081		..009 110		..118 561		..118 560				..011 401		
V40 II	09.12→	③	A 309 S	650/475	AF 467	650/475							A 283 H	280	
			..007 309		..014 227									..016 466	
		WW	AM 467 S	650/475								APE	A 281 H	280	
			..007 467										..008 045		
V50	04.04-07.05	②	A 953 S	650/500	KUR AF 467	650/475							H 874	340	
			..118 953		..014 227								..004 874		
		KUR, WW	AM 467 S	650/475											
			..007 467												
V50	08.05-12.12	③	A 088 S	650/500	KUR AF 467	650/475									
			..007 088		..014 227										
		KUR, WW	AM 467 S	650/475									H 874	340	
			..007 467										..004 874		
V60 Cross Country	08.15→	③	A 088 S	650/500	KUR AF 467	650/475							KWB	H 304	300
			..007 088		..014 227									..004 990	
		KUR, WW	AM 467 S	650/475											
			..007 467												
V60 I	09.10-06.15	③	A 088 S	650/500	KUR AF 467	650/475								H 305	300
			..007 088		..014 227									..011 239	
		KUR	AM 467 S	650/475											
			..007 467												
V60 I	06.15→	③	A 088 S	650/500	KUR AF 467	650/475							KWB	H 304	300
			..007 088		..014 227									..004 990	
		KUR	AM 467 S	650/475											
			..007 467												
V70 II	03.00-07.03	①	AR 801 S	600/530			BGR	611 S	600/530	543	600/530	①	H 400	400	
								..010 300		..001 543		..004 757			
		BGO	801 S	600/530	801	600/530									
		..001 802		..001 801											
08.03-07.04	①	AR 801 S	600/530			BGR	611 S	600/530	543	600/530	KWB	H 370	370		
							..010 300		..001 543		..011 022				
	BGO	801 S	600/530	801	600/530										
	..001 802		..001 801												
08.04-07.07	⑥	A 966 S	600/530								KWB	H 370	370		
		..118 966									..011 022				
V70 III	08.07→	③	A 088 S	650/500	KUR AF 467	650/475							A 351 H	350	
			..007 088		..014 227								..008 192		
		KUR, WW	AM 467 S	650/475											
			..007 467												
V90 Cross Country	02.17→	③	A 164 S	625/500									A 351 H	350	
			..014 164										..008 192		
		KUR	A 297 S	600/500											
			..007 297												
V90 II	03.16→	③	A 164 S	625/500									A 351 H	350	
			..014 164										..008 192		
		KUR	A 297 S	600/500											
			..007 297												
XC40	12.17→	③	A 297 S	600/500									A 351 H	350	
			..007 297										..008 192		
XC60 I	03.09-07.10	③	A 088 S	650/500	KUR AF 467	650/475							A 380 H	380	
			..007 088		..014 227								..008 050		
		KUR, WW	AM 467 S	650/475											
			..007 467												







◀ VOLVO

3 397...

XC60 I	08.10-07.17	③	A 088 S	650/500	KUR	AF 467	650/475						KWB	H 353	350
			..007 088			..014 227									..004 631
			KUR, AM 467 S	650/475											
			WW ..007 467												
XC60 II	03.17→												APE, KUR	A 330 H	330
														..008 006	
XC70 I	08.02-07.03	①	AR 801 S	600/530				BGO	801 S	600/530	801	600/530		① H 400	400
			..118 996							..001 802		..001 801			..004 757
								BGR	611 S	600/530	543	600/530			
									..010 300		..001 543				
	08.03-07.04	①	AR 801 S	600/530				BGO	801 S	600/530	801	600/530	KWB	H 370	370
			..118 996						..001 802		..001 801			..011 022	
								BGR	611 S	600/530	543	600/530			
									..010 300		..001 543				
	08.04-07.07	⑥	A 966 S	600/530									KWB	H 370	370
			..118 966											..011 022	
XC70 II	08.07→	③	A 088 S	650/500	KUR	AF 467	650/475							A 351 H	350
			..007 088			..014 227									..008 192
			KUR, AM 467 S	650/475											
			WW ..007 467												
XC90 I	10.02-07.04	①	KUR AR 606 S	600/500				BGO	801 S	600/530	801	600/530	KWB	H 370	370
			..118 910						..001 802		..001 801			..011 022	
		08.04-07.06	⑥	A 966 S	600/530								KWB	H 370	370
				..118 966										..011 022	
	08.06-07.10	⑥	A 966 S	600/530										A 380 H	380
			..118 966											..008 050	
	08.10-07.16	⑥	A 966 S	600/530									KWB	H 353	350
			..118 966											..004 631	
XC90 II	06.15→	③	A 164 S	625/500										A 351 H	350
			..014 164											..008 192	
			KUR A 297 S	600/500											
			..007 297												

VW (VOLKSWAGEN)

Amarok [2H]	09.10-04.12	①	KUR	AR 801 S	600/530				BGO, KUR	801 S	600/530	801	600/530		
												543	600/530		
												..001 543			
	05.12-10.16	③		A 821 S	600/600										
				..009 821											
[S6,S7]	06.16→	③		A 821 S	600/600										
				..009 821											
Arteon [3H7]	03.17→	③		A 102 S	650/475										
				..014 116											
Beetle [5C1,5C2]	04.11→	③		A 798 S	530/530										
				..009 798											
Beetle Cabriolet [5C7,5C8]	01.13→	③		A 798 S	530/530										
				..009 798											
Bora [1J2]	09.98-05.02	①	BGR	AR 533 S	530/475	KUR	AF 531	530/450	BGR	533 S	530/475	533	530/475		
									BGO	584 S	530/475				
										..001 584					
	06.02-05.05	②		A 927 S	530/475		AF 460	530/450							
				..118 927			..014 216								
			WW	AM 460 S	530/450										
				..007 460											





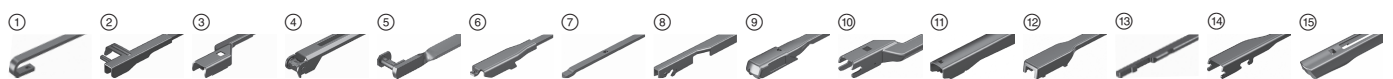
3 397...

Model	Date	Icon	AEROTWIN Set		AEROFIT Set		TWIN SPOILER Set		TWIN Set		REAR	
			Part	Size	Part	Size	Part	Size	Part	Size	Part	Size
Bora Variant [1J6]	09.98-05.02	①	BGR AR 533 S	530/475	KUR AF 531	530/450	BGR 533 S	530/475	533	530/475	① H 380	380
			..118 902	..014 189	..118 406	..118 405	..004 756					
	BGO 584 S	530/475			WW ① H 382	380						
	..001 584	..011 412										
06.02-05.05	②	A 927 S	530/475	AF 460	530/450					① H 380	380	
		..118 927	..014 216							..004 756		
WW AM 460 S	530/450							WW ① H 382	380			
..007 460	..011 412											
Caddy [9K9]	11.95-06.03	①	AR 531 S	530/450	AF 531	530/450	531 S	530/450	531	530/450	① H 450	450
			..118 901	..014 189	..118 403	..118 402	..004 763					
[2K]	02.04-10.06	②	A 096 S	600/450	AF 187	600/450					MHK A 400 H	400
			..007 096	..014 223							..008 009	
WW AM 462 S	600/475									MGT ① H 400	400	
..007 462	..004 757									MGT, ① H 405	400	
										WW H 405	400	
										..004 764		
11.06-08.10	③	A 187 S	600/450	AF 187	600/450					MGT ① H 400	400	
		..007 187	..014 223							..004 757		
WW AM 462 S	600/475									MHK A 400 H	400	
..007 462	..008 009									..008 009		
										MGT, ① H 405	400	
										WW H 405	400	
										..004 764		
[2C]	09.10-05.15	③	A 187 S	600/450	AF 187	600/450					MHK A 400 H	400
			..007 187	..014 223							..008 009	
										MGT ① H 400	400	
										..004 757		
										MGT, ① H 405	400	
										WW H 405	400	
										..004 764		
[SA]	05.15-05.17	③	A 187 S	600/450							MHK A 403 H	400
			..007 187								..008 998	
										MGT ① H 400	400	
										..004 757		
06.17→	③	A 419 S	600/450								MHK A 403 H	400
		..014 419									..008 998	
										MGT ① H 400	400	
										..004 757		
California T4 [70,7D]	09.90-06.03	①	AR 532 S	530/500	AF 532	530/500	530 S	530/530	530	530/530	① H 400	400
			..118 986	..014 190	..118 401	..118 400	..004 757				..004 757	
California T5 [7H, 7E]	02.03-05.13	①	KUR AR 801 S	600/530			BGO, KUR 801 S	600/530	801	600/530	MGT A 450 H	450
			..118 996				..001 802	..001 801	..001 801	..016 130	..016 130	
									543	600/530	MHK A 400 H	400
									..001 543	..008 009	..008 009	
		②	A 938 S	600/600	AF 938	600/600						
			..118 938	..009 093								
[7E]	06.13-08.15	③	A 821 S	600/600							MGT A 450 H	450
			..009 821								..016 130	
											MHK A 400 H	400
											..008 009	
California T6 [SG]	04.15→	③	A 821 S	600/600							MGT A 450 H	450
			..009 821								..016 130	
											MHK A 403 H	400
											..008 998	
Caravelle T4 [70,7D]	09.90-06.03	①	AR 532 S	530/500	AF 532	530/500	530 S	530/530	530	530/530	① H 400	400
			..118 986	..014 190	..118 401	..118 400	..004 757				..004 757	
Caravelle T5 [7H, 7E]	02.03-05.13	①	KUR AR 801 S	600/530			BGO, KUR 801 S	600/530	801	600/530	MGT A 450 H	450
			..118 996				..001 802	..001 801	..001 801	..016 130	..016 130	
									543	600/530	MHK A 400 H	400
									..001 543	..008 009	..008 009	





VW		3 397...																	
Caravelle T5 [7H, 7E]	02.03-05.13	②	<b>A 938 S</b> ..118 938	600/600	<b>AF 938</b> ..009 093	600/600													
[7E]	06.13-08.15	③	<b>A 821 S</b> ..009 821	600/600										MGT	<b>A 450 H</b> ..016 130	450			
														MHK	<b>A 400 H</b> ..008 009	400			
Caravelle T6 [SG]	04.15→	③	<b>A 821 S</b> ..009 821	600/600										MGT	<b>A 450 H</b> ..016 130	450			
														MHK	<b>A 403 H</b> ..008 998	400			
CC [358]	11.11-12.16	③	<b>A 620 S</b> ..007 620	600/475															
Crafter [2E]	04.06-12.16	⑥	<b>A 215 S</b> ..007 215	650/600										⑥	<b>A 425 H</b> ..008 051	425			
[SY,SZ]	09.16→	③	<b>A 110 S</b> ..014 310	700/650															
e-Golf [BE1,BE2]	03.14→	③	<b>A 863 S</b> ..007 863	650/450														<b>A 282 H</b> ..008 634	280
Eos [1F7,1F8]	05.06-08.15	③	<b>A 979 S</b> ..118 979	600/475	<b>AF 462</b> ..014 224	600/475													
		WW	<b>AM 462 S</b> ..007 462	600/475															
e-up! [BL1]	07.13-06.16	③	<b>A 555 S</b> ..007 555	600/400	<b>AF 555</b> ..014 221	600/400												<b>A 251 H</b> ..008 058	250
[BL2]	08.16-08.19	③	<b>A 555 S</b> ..007 555	600/400	<b>AF 555</b> ..014 221	600/400												<b>A 251 H</b> ..008 058	250
[BL3]	08.19→	③	<b>A 555 S</b> ..007 555	600/400	<b>AF 555</b> ..014 221	600/400												<b>A 251 H</b> ..008 058	250
Eurovan [70]	09.91-08.01	①	<b>AR 532 S</b> ..118 986	530/500	<b>AF 532</b> ..014 190	530/500	<b>530 S</b> ..118 401	530/530	<b>530</b> ..118 400	530/530				①	<b>H 400</b> ..004 757	400			
Fox [5Z1]	04.05-12.12	①	<b>AR 534 S</b> ..007 503	530/380	<b>AF 534</b> ..014 188	530/380			<b>534</b> ..010 271	530/380								<b>H 310</b> ..011 654	300
Golf Alltrack [BA5,BV5]	11.14→	③	<b>A 863 S</b> ..007 863	650/450										KUR	<b>A 282 H</b> ..008 634	280			
Golf IV [1J1]	10.97-05.02	①	<b>AR 533 S</b> ..118 902	530/475	KUR <b>AF 531</b> ..014 189	530/450	BGR <b>533 S</b> ..118 406	530/475	<b>533</b> ..118 405	530/475				①	<b>H 341</b> ..004 755	340			
							BGO <b>584 S</b> ..001 584	530/475											
	06.02-06.05	②	<b>A 927 S</b> ..118 927	530/475	<b>AF 460</b> ..014 216	530/450								①	<b>H 341</b> ..004 755	340			
		WW	<b>AM 460 S</b> ..007 460	530/450															
Golf IV Cabriolet [1E7]	04.98-06.02	①	<b>AR 533 S</b> ..118 902	530/475	KUR <b>AF 531</b> ..014 189	530/450	BGR <b>533 S</b> ..118 406	530/475	<b>533</b> ..118 405	530/475									
							BGO <b>584 S</b> ..001 584	530/475											
Golf IV Variant [1J5]	05.99-05.02	①	<b>AR 533 S</b> ..118 902	530/475	KUR <b>AF 531</b> ..014 189	530/450	BGR <b>533 S</b> ..118 406	530/475	<b>533</b> ..118 405	530/475				①	<b>H 382</b> ..011 412	380			
							BGO <b>584 S</b> ..001 584	530/475						WW ①	<b>H 380</b> ..004 756	380			
	06.02-06.06	②	<b>A 927 S</b> ..118 927	530/475	<b>AF 460</b> ..014 216	530/450								①	<b>H 382</b> ..011 412	380			
		WW	<b>AM 460 S</b> ..007 460	530/450										WW ①	<b>H 380</b> ..004 756	380			
Golf Plus [5M1,521]	01.05-02.14	②	<b>AM 469 S</b> ..014 121	700/700	<b>AF 469</b> ..009 094	700/700													
[5M1]	01.05-05.09	②	<b>A 950 S</b> ..118 950	700/700														<b>A 330 H</b> ..008 006	330





3 397...

			<b>AEROTWIN</b> Set	<b>AEROFIT</b> Set	<b>TWIN</b> SPOILER Set	<b>TWIN</b> Set	<b>REAR</b>			
<b>Golf Plus</b> [521]	01.09-02.14	②	<b>A 950 S</b> ..118 950	700/700				<b>A 331 H</b> ..008 713	330	
<b>Golf Sportsvan</b> [AM1]	02.14→	③	<b>A 557 S</b> ..007 557	700/400				<b>A 282 H</b> ..008 634	280	
<b>Golf V</b> [1K1]	10.03-10.05	②	<b>A 936 S</b> ..118 936	600/475	<b>AF 462</b> ..014 224	600/475		<b>A 330 H</b> ..008 006	330	
	WW		<b>AM 462 S</b> ..007 462	600/475						
	11.05-11.08	③	<b>A 979 S</b> ..118 979	600/475	<b>AF 462</b> ..014 224	600/475				
	WW		<b>AM 462 S</b> ..007 462	600/475				<b>A 330 H</b> ..008 006	330	
<b>Golf V Variant</b> [1K5]	05.07-07.09	③	<b>A 979 S</b> ..118 979	600/475	<b>AF 462</b> ..014 224	600/475		<b>A 330 H</b> ..008 006	330	
	WW		<b>AM 462 S</b> ..007 462	600/475						
<b>Golf VI</b> [5K1]	10.08-11.12	③	<b>A 979 S</b> ..118 979	600/475	<b>AF 462</b> ..014 224	600/475		<b>A 282 H</b> ..008 634	280	
	WW		<b>AM 462 S</b> ..007 462	600/475						
<b>Golf VI Cabriolet</b> [517]	03.11-05.16	③	<b>A 620 S</b> ..007 620	600/475						
<b>Golf VI Variant</b> [AJ5]	06.09-04.13	③	<b>A 979 S</b> ..118 979	600/475	<b>AF 462</b> ..014 224	600/475		<b>A 330 H</b> ..008 006	330	
	WW		<b>AM 462 S</b> ..007 462	600/475						
<b>Golf VII</b> [5G1, BQ1]	08.12→	③	<b>A 863 S</b> ..007 863	650/450				<b>A 282 H</b> ..008 634	280	
<b>Golf VII Variant</b> [BA5, BV5]	04.13→	③	<b>A 863 S</b> ..007 863	650/450			KUR	<b>A 282 H</b> ..008 634	280	
<b>Golf VIII</b> [CD1]	10.19→	③	<b>A 863 S</b> ..007 863	650/450				<b>A 252 H</b> ..016 826	250	
<b>Grand California</b> [SC]	04.19→	③	<b>A 110 S</b> ..014 310	700/650						
<b>ID.3</b> [E11]	12.19→	③	<b>A 988 S</b> ..014 00V	750/750						
<b>ID.4</b> [E21]	05.20→	③	<b>A 027 S</b> ..014 027	700/450						
<b>Jetta</b> [1K2]	01.05-11.05	②	<b>A 936 S</b> ..118 936	600/475	<b>AF 462</b> ..014 224	600/475				
	WW		<b>AM 462 S</b> ..007 462	600/475						
	12.05-10.10	③	<b>A 979 S</b> ..118 979	600/475	<b>AF 462</b> ..014 224	600/475				
	WW		<b>AM 462 S</b> ..007 462	600/475						
[162,163,AV2]	02.11→	③	<b>A 620 S</b> ..007 620	600/475						
<b>LT</b> [2D,2H]	05.96-04.06	①	<b>AR 801 S</b> ..118 996	600/530			<b>543</b> ..001 543	600/530		
<b>Lupo</b> [6X1]	06.98-05.03	①			BGO	<b>584 S</b> ..001 584	530/475		① <b>H 282</b> ..011 802	280
									WW ① <b>H 595</b> ..004 595	280
	06.03-07.05	②	<b>A 916 S</b> ..118 916	475/475					① <b>H 282</b> ..011 802	280
									WW ① <b>H 595</b> ..004 595	280





VW		3 397...																
Maggiolino (Beetle) [5C1]	04.11-06.16	③	<b>A 798 S</b> ..009 798	530/530														
Multivan T4 [70,7D]	09.90-06.03	①	<b>AR 532 S</b> ..118 986	530/500	<b>AF 532</b> ..014 190	530/500	<b>530 S</b> ..118 401	530/530	<b>530</b> ..118 400	530/530	①	<b>H 400</b> ..004 757	400					
Multivan T5 [7H, 7E]	02.03-05.13	①	KUR <b>AR 801 S</b> ..118 996	600/530			BGO, KUR	<b>801 S</b> ..001 802	600/530	<b>801</b> ..001 801	600/530	MGT	<b>A 450 H</b> ..016 130	450				
							KUR		<b>543</b> ..001 543	600/530	MHK	<b>A 400 H</b> ..008 009	400					
		②	<b>A 938 S</b> ..118 938	600/600	<b>AF 938</b> ..009 093	600/600												
[7E]	06.13-08.15	③	<b>A 821 S</b> ..009 821	600/600								MGT	<b>A 450 H</b> ..016 130	450				
												MHK	<b>A 400 H</b> ..008 009	400				
Multivan T6 [SG]	04.15→	③	<b>A 821 S</b> ..009 821	600/600								MGT	<b>A 450 H</b> ..016 130	450				
												MHK	<b>A 403 H</b> ..008 998	400				
New Beetle [1C1,9C1]	01.98-12.10	①					GBO			<b>408</b> ..118 408	530/530							
New Beetle Cabriolet [1Y7]	01.03-10.10	①					GBO			<b>408</b> ..118 408	530/530							
Passat [3B3]	10.00-10.01	①	<b>AR 532 S</b> ..118 986	530/500	<b>AF 532</b> ..014 190	530/500	BGO	<b>583 S</b> ..001 583	530/530									
							BGR	<b>532 S</b> ..118 404	530/500									
	11.01-05.05	②	<b>A 925 S</b> ..118 925	530/530	KUR <b>AF 925</b> ..014 217	530/475												
[3C2]	03.05-11.10	③	<b>A 979 S</b> ..118 979	600/475	<b>AF 462</b> ..014 224	600/475												
			WW <b>AM 462 S</b> ..007 462	600/475														
[362]	08.10-08.11	③	<b>A 979 S</b> ..118 979	600/475	<b>AF 462</b> ..014 224	600/475												
			WW <b>AM 462 S</b> ..007 462	600/475														
	08.11-05.12	③	19M <b>A 979 S</b> ..118 979	600/475	<b>AF 462</b> ..014 224	600/475												
			19M, WW <b>AM 462 S</b> ..007 462	600/475														
			16M <b>A 620 S</b> ..007 620	600/475														
	05.12-12.14	③	<b>A 620 S</b> ..007 620	600/475														
[3G2]	08.14→	③	<b>A 102 S</b> ..014 116	650/475														
			KUR <b>A 863 S</b> ..007 863	650/450														
[CB2]	01.19→	③	<b>A 102 S</b> ..014 116	650/475														
			KUR <b>A 863 S</b> ..007 863	650/450														
Passat Alltrack [365]	01.12-12.14	③	<b>A 620 S</b> ..007 620	600/475									<b>A 281 H</b> ..008 045	280				
[3G5]	05.15→	③	<b>A 102 S</b> ..014 116	650/475									<b>A 331 H</b> ..008 713	330				
			KUR <b>A 863 S</b> ..007 863	650/450														





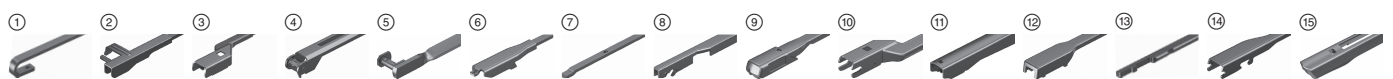
3 397...

Model	Period	Code	Wheel	Wheel	Wheel	Wheel	Wheel	Wheel	Wheel	Wheel	Wheel	Wheel	Wheel	Wheel
Passat CC [357]	05.08-11.11	③	A 979 S	600/475	AF 462	600/475								
			..118 979		..014 224									
	WW	AM 462 S	600/475											
	12.11-05.12	③	A 620 S	600/475										
			..007 620											
Passat Variant [3B6]	10.00-10.01	①	AR 532 S	530/500	AF 532	530/500	BGO	583 S	530/530				① H 380	380
			..118 986		..014 190			..001 583					..004 756	
							BGR	532 S	530/500					
			..118 404											
	11.01-05.05	②	A 925 S	530/530	KUR	AF 925	530/475						① H 380	380
			..118 925			..014 217							..004 756	
[3C5]	08.05-11.10	③	A 979 S	600/475		AF 462	600/475						A 281 H	280
			..118 979			..014 224							..008 045	
			WW	AM 462 S	600/475									
			..007 462											
[365]	08.10-08.11	③	A 979 S	600/475		AF 462	600/475						A 281 H	280
			..118 979			..014 224							..008 045	
			WW	AM 462 S	600/475									
			..007 462											
	08.11-12.14	③	19M	A 979 S	600/475		AF 462	600/475					A 281 H	280
				..118 979			..014 224						..008 045	
			19M,	AM 462 S	600/475									
			WW	..007 462										
			16M	A 620 S	600/475									
			..007 620											
	05.12-12.14	③	A 620 S	600/475									A 281 H	280
			..007 620										..008 045	
[3G5]	08.14→	③	A 102 S	650/475									A 331 H	330
			..014 116										..008 713	
			KUR	A 863 S	650/450									
				..007 863										
[CB5]	01.19→	③	A 102 S	650/475									A 331 H	330
			..014 116										..008 713	
			KUR	A 863 S	650/450									
				..007 863										
Phaeton [3D]	05.02-03.16	②	A 582 S	600/530										
			..007 582											
Polo [6N2]	07.98-09.01	①	AR 480 S	475/475		AF 480	475/475	BGR	480 S	475/475	480	475/475	① H 251	250
			..118 900			..009 848			..118 541		..118 540		..011 813	
								BGO	465 S	475/475				
									..001 465					
[9N1]	09.01-05.02	①	AR 533 S	530/475	KUR	AF 531	530/450	BGR	533 S	530/475	533	530/475	KUR ① H 282	280
			..118 902			..014 189			..118 406		..118 405		..011 802	
								BGO	584 S	530/475				
									..001 584					
	06.02-09.02	②	A 927 S	530/475									KUR ① H 282	280
			..118 927										..011 802	
			KUR,	AM 460 S	530/450									
			WW	..007 460										
	10.02-06.05	②	A 927 S	530/475									A 330 H	330
			..118 927										..008 006	
			KUR,	AM 460 S	530/450									
			WW	..007 460										
[9N3]	04.05-08.05	①	AR 533 S	530/475	KUR	AF 531	530/450		533 S	530/475	533	530/475	A 330 H	330
			..118 902			..014 189			..118 406		..118 405		..008 006	
		③	A 974 S	530/475		AF 925	530/475						L28	A 281 H
			..118 974			..014 217								..008 045





		<b>AEROTWIN</b> Set		<b>AEROFIT</b> Set		<b>TWIN SPOILER</b> Set		<b>TWIN</b> Set		<b>REAR</b>					
		?	↕	↕	↔	?	↕	↕	↔	?	↕				
◀ VW		3 397...													
Polo [9N3]	04.05-08.05	③	KUR, WW	AM 460 S ..007 460	530/450										
	09.05-12.09	③		A 974 S ..118 974	530/475	AF 925 ..014 217	530/475				A 330 H ..008 006	330			
			KUR	AM 460 S ..007 460	530/450						L28	A 281 H ..008 045	280		
	[6R1,6C1]	06.09→	③		A 555 S ..007 555	600/400	AF 555 ..014 221	600/400				A 282 H ..008 634	280		
	[AW1]	06.17→	③		A 863 S ..007 863	650/450					A 282 H ..008 634	280			
Polo Classic [6V2]	11.95-09.01	①		AR 531 S ..118 901	530/450	AF 531 ..014 189	530/450	531 S ..118 403	530/450	531 ..118 402					
	[9N4]	04.05-02.10	③		A 974 S ..118 974	530/475	AF 925 ..014 217	530/475							
			KUR, WW	AM 460 S ..007 460	530/450										
Polo Playa [9V4]	10.98-10.02	①		AR 502 S ..118 995	500/450	AF 502 ..014 187	500/450	502 S ..118 564	500/450	502 ..118 563	500/450				
Polo Sedan [602,612,614]	09.10→	①		AR 601 S ..118 907	600/400	AF 601 ..014 193	600/400	601 S ..010 297	600/400	601 ..118 304	575/400				
	[602]	09.10→	③		A 555 S ..007 555	600/400	AF 555 ..014 221	600/400							
Polo Variant [6V5]	05.97-09.01	①		AR 531 S ..118 901	530/450	AF 531 ..014 189	530/450	531 S ..118 403	530/450	531 ..118 402	APE	H 595 ..004 595	280		
Scirocco [137,138]	08.08-11.17	③		A 979 S ..118 979	600/475	AF 462 ..014 224	600/475					A 251 H ..008 058	250		
			WW	AM 462 S ..007 462	600/475										
Sharan [7M9,7M6]	04.00-05.01	①		AR 704 S ..007 565	700/600			GA, KUR		704 ..010 211	700/650	①	H 400 ..004 757	400	
			KUR	AR 704 S ..007 565	700/600			GBO		532 ..001 532	700/700	WW ①	H 405 ..004 764	400	
	06.01-03.10	②		A 950 S ..118 950	700/700	AF 469 ..009 094	700/700					①	H 400 ..004 757	400	
			WW	AM 469 S ..014 121	700/700							WW ①	H 405 ..004 764	400	
	[7N1,7N2]	05.10→	③		A 557 S ..007 557	700/400							A 331 H ..008 713	330	
T-Cross [C11]	12.18→	③		A 318 S ..014 318	625/450								A 251 H ..008 058	250	
Tiguan [5N1,5N2]	11.07-08.17	③	19M	A 430 S ..007 430	600/530								A 330 H ..008 006	330	
			19M, WW	A 966 S ..118 966	600/530										
		[AD1; BT1]	01.16→	③	16M	A 244 S ..014 244	625/550							A 383 H ..016 087	380
			16M, WW	A 638 S ..007 638	650/530										
Tiguan Allspace [BW2]	03.17→	③		A 244 S ..014 244	625/550								A 383 H ..016 087	380	
			WW	A 638 S ..007 638	650/530										
Touareg [7L..]	11.02-11.06	②		A 942 S ..118 942	650/650								A 330 H ..008 006	330	
		[7LA,7L6]	11.02-08.07	②		A 942 S ..118 942	650/650							A 330 H ..008 006	330
		[7L..]	12.06-05.10	②		A 034 S ..009 034	650/650							A 330 H ..008 006	330





3 397...

Model	Period	Code	Part 1	Part 2	Part 3	Part 4	Part 5	Part 6	Part 7	Part 8	Part 9	Part 10	Part 11	Part 12	Part 13	Part 14	Part 15			
Touareg [7L6]	06.07-05.10	②	A 034 S ..009 034	650/650													A 330 H ..008 006	330		
	[7P5]	01.10-12.14	②	A 034 S ..009 034	650/650													A 360 H ..008 997	380	
	[7P6]	08.14→	②	A 034 S ..009 034	650/650										KUR			A 332 H ..008 635	330	
															APE, KUR			A 331 H ..008 713	330	
	[CR7]	11.17→	③	KUR A 244 S ..014 244	625/550														A 383 H ..016 087	380
Touran [1T1]	02.03-11.06	②	GEG A 950 S ..118 950	700/700														WOB A 400 H ..008 009	400	
			GEG, WW AM 469 S ..014 121	700/700	GEG AF 469 ..009 094	700/700														
			GLF A 096 S ..007 096	600/450													①	H 405 ..004 764	400	
			GLF, WW AM 462 S ..007 462	600/475																
	[1T2]	11.06-05.10	②	GEG A 950 S ..118 950	700/700														A 400 H ..008 009	400
				GEG, WW AM 469 S ..014 121	700/700	GEG AF 469 ..009 094	700/700													
			③	GLF A 187 S ..007 187	600/450	GLF AF 187 ..014 223	600/450													
[1T3]	05.10-05.15	③	A 187 S ..007 187	600/450	AF 187 ..014 223	600/450												A 331 H ..008 713	330	
[5T1]	05.15→	③	A 557 S ..007 557	700/400														A 282 H ..008 634	280	
Transporter T4 [70,7D]	09.90-06.03	①	AR 532 S ..118 986	530/500	AF 532 ..014 190	530/500			530 S ..118 401	530/530	530 ..118 400	530/530					①	H 400 ..004 757	400	
Transporter T5 [7E, 7F, 7H, 7J]	02.03-05.13	①	KUR AR 801 S ..118 996	600/530			BGO, KUR		801 S ..001 802	600/530	801 ..001 801	600/530	MGT					A 450 H ..016 130	450	
							KUR				543 ..001 543	600/530	MHK					A 400 H ..008 009	400	
		②	A 938 S ..118 938	600/600	AF 938 ..009 093	600/600														
[7E, 7F]	06.13-08.15	③	A 821 S ..009 821	600/600											MGT			A 450 H ..016 130	450	
														MHK				A 400 H ..008 009	400	
Transporter T6 [SF,SG]	04.15→	③	A 821 S ..009 821	600/600											MGT			A 450 H ..016 130	450	
														MHK				A 403 H ..008 998	400	
T-Roc	07.17→	③	A 621 S ..014 621	650/500														A 331 H ..008 713	330	
			KUR A 102 S ..014 116	650/475																
T-Roc Cabriolet [AC7]	08.19→	③	A 621 S ..014 621	650/500																
			KUR A 102 S ..014 116	650/475																
up! [121,122]	12.11→	③	A 555 S ..007 555	600/400	AF 555 ..014 221	600/400												A 251 H ..008 058	250	
[123]	11.19→	③	A 555 S ..007 555	600/400	AF 555 ..014 221	600/400														







S = Spoiler

**ASTRA**

HD9	01.12→		<b>AR 65 N</b>	3 397 008 844	650		<b>650</b>	3 397 118 320	650/650
-----	--------	--	----------------	---------------	-----	--	------------	---------------	---------

**AUWÄRTER**

Clubstar	09.04→						<b>N 101</b>	3 397 018 198	1000
						WW	<b>N 102</b>	3 397 011 427	1000
Teamstar	01.96→						<b>N 101</b>	3 397 018 198	1000
						WW	<b>N 102</b>	3 397 011 427	1000

**AVIA**

D Serie	10.01→					L55	<b>N 55</b>	3 397 018 965	550
---------	--------	--	--	--	--	-----	-------------	---------------	-----

**BERKHOF**

Ambassador	07.07→						<b>N 101</b>	3 397 018 198	1000
						WW	<b>N 102</b>	3 397 011 427	1000
Axial	01.01→					ADH,OE	<b>N 65</b>	3 397 018 963	650
						UE	<b>N 100</b>	3 397 018 199	1000
						UE,WW	<b>N 102</b>	3 397 011 427	1000

**BMC**

400MH	09.08→						<b>652 S</b>	3 397 118 327	650/575
Alyos	09.08→						<b>N 80</b>	3 397 018 180	800
						WW	<b>N 82</b>	3 397 011 425	800
Falcon	02.02→						<b>N 70</b>	3 397 018 170	700
Fatih	01.02→					L45	<b>450 U</b>	3 397 004 581	450
Hawk	09.07→						<b>N 90</b>	3 397 018 190	900
						WW	<b>N 92</b>	3 397 011 426	900
Megastar	09.04→		<b>AR 60 N</b>	3 397 008 843	600		<b>603</b>	3 397 118 301	600/600
Midilux	09.07→						<b>N 90</b>	3 397 018 190	900
						WW	<b>N 92</b>	3 397 011 426	900
Probus	02.02→						<b>N 90</b>	3 397 018 190	900
						WW	<b>N 92</b>	3 397 011 426	900
Procity	10.09→						<b>N 80</b>	3 397 018 180	800
						WW	<b>N 82</b>	3 397 011 425	800
Professional	01.02→						<b>650 U</b>	3 397 004 587	650

**BOVA**

Futura	09.01→						<b>N 100</b>	3 397 018 199	1000
						WW	<b>N 102</b>	3 397 011 427	1000
Lexio	09.05-10.10						<b>N 101</b>	3 397 018 198	1000
						WW	<b>N 102</b>	3 397 011 427	1000
Magiq	10.99-10.10						<b>N 100</b>	3 397 018 199	1000
						WW	<b>N 102</b>	3 397 011 427	1000
Synergy	09.04→					UE	<b>N 80</b>	3 397 018 180	800
						UE,WW	<b>N 82</b>	3 397 011 425	800



			<b>AEROTWIN</b>			<b>TWIN</b>	
---	---	---	-----------------	---	---	-------------	---

S = Spoiler

BREDAMENARINIBUS									
Avacity	10.08→						<b>N 92</b>	3 397 011 426	900
Vivacity	09.11→						<b>N 92</b>	3 397 011 426	900
CAETANOBUS									
Optimo	01.06→						<b>N 82</b>	3 397 011 425	800
CITROEN									
Berlingo [M49]	07.96-11.02		<b>AR 550 S</b>	3 397 118 906	550/530		<b>550</b>	3 397 118 420	550/550
[M59]	11.02-10.11		<b>AR 550 S</b>	3 397 118 906	550/530		<b>550</b>	3 397 118 420	550/550
[B9]	05.08→		<b>A 414 S</b>	3 397 007 414	650/400				
[K9]	07.18→		<b>A 543 S</b>	3 397 014 543	650/425				
C 25	07.81-03.94						<b>N 53</b>	3 397 018 964	500
Jumper [23, U5]	02.94-05.06		<b>AR 55 N</b>	3 397 008 842	550		<b>550</b>	3 397 118 420	550/550
[U9]	06.06→		<b>A 225 S</b>	3 397 007 225	650/550				
Jumpy [U64]	10.95-01.07		<b>AR 701 S</b>	3 397 007 706	650/500		<b>701</b>	3 397 118 202	650/500
[G9]	02.07-01.17	FAS	<b>AR 70 N</b>	3 397 008 845	700	KUR	<b>701</b>	3 397 118 202	650/500
		BEI	<b>AR 50 N</b>	3 397 008 841	500				
[K0]	03.16→	KUR	<b>A 426 S</b>	3 397 007 426	650/475				
Nemo [A9]	02.08→		<b>A 426 S</b>	3 397 007 426	650/475				
SpaceTourer [K0]	03.16→	KUR	<b>A 426 S</b>	3 397 007 426	650/475				
DAF									
45	05.91-04.01					L50	<b>N 53</b>	3 397 018 964	500
65, 75, 85	02.90-01.08		<b>AR 60 N</b>	3 397 008 843	600		<b>603</b>	3 397 118 301	600/600
95	01.87-12.98						<b>N 56</b>	3 397 018 962	550
95 XF	01.97-09.03		<b>AR 55 N</b>	3 397 008 842	550	WW	<b>N 55</b>	3 397 018 965	550
CF 65, 66; 75, 76, 77; 85, 86, 87	01.01→		<b>AR 60 N</b>	3 397 008 843	600		<b>603</b>	3 397 118 301	600/600
LF 26, 36, 45, 46, 55, 56	04.01→	SDV	<b>AR 61 N</b>	3 397 008 847	600	SDV	<b>609</b>	3 397 118 309	600/600
XF 95, 105, 106, 107	11.01→		<b>AR 55 N</b>	3 397 008 842	550	WW	<b>N 55</b>	3 397 018 965	550
DAIHATSU									
Hijet Pick-up	12.92→						<b>400</b>	3 397 118 610	400/400
Hijet Van	12.92→						<b>400</b>	3 397 118 610	400/400
FIAT									
Doblo [223..]	07.00-08.16	KUR	<b>AR 531 S</b>	3 397 118 901	530/450	KUR	<b>531</b>	3 397 118 402	530/450
[263..]	02.10→		<b>A 295 S</b>	3 397 007 295	600/400				
Doblo Cargo [223..]	07.00-08.16	KUR	<b>AR 531 S</b>	3 397 118 901	530/450	KUR	<b>531</b>	3 397 118 402	530/450
[263..]	02.10→		<b>A 295 S</b>	3 397 007 295	600/400				
Ducato [230;231;232;234]	03.94-03.02		<b>AR 55 N</b>	3 397 008 842	550		<b>N 55</b>	3 397 018 965	550
[243;244;245;247]	04.02-12.11		<b>AR 55 N</b>	3 397 008 842	550		<b>N 55</b>	3 397 018 965	550
[250;251;290]	06.06→		<b>A 225 S</b>	3 397 007 225	650/550				

			<b>AEROTWIN</b>			<b>TWIN</b>	
--	--	--	-----------------	--	--	-------------	--

◀ FIAT

S = Spoiler

<b>Fiorino '07</b> [225..]	12.07→		<b>A 426 S</b>	3 397 007 426	650/475			
<b>Fiorino '93</b> [255..]	09.93-12.01						<b>450 U</b>	3 397 004 581 450
<b>Fullback</b>	05.16→	KUR	<b>AR 531 S</b>	3 397 118 901	530/450	KUR	<b>531</b>	3 397 118 402 530/450
<b>Scudo</b> [222..]	10.95-01.07		<b>AR 701 S</b>	3 397 007 706	650/500		<b>701</b>	3 397 118 202 650/500
[272..]	01.07-04.16	FAS	<b>AR 70 N</b>	3 397 008 845	700	KUR	<b>701</b>	3 397 118 202 650/500
		BEI	<b>AR 50 N</b>	3 397 008 841	500			
<b>Talento '16</b> [296]	06.16→		<b>A 309 S</b>	3 397 007 309	650/475			

**FORD**

<b>Cargo (Ford-Otosan)</b>	01.96-11.06		<b>AR 70 N</b>	3 397 008 845	700	WH2	<b>N 70</b>	3 397 018 170 700
	12.06→		<b>AR 70 N</b>	3 397 008 845	700	WH9	<b>N 73</b>	3 397 018 173 700
<b>Econovan</b>	08.85-12.99						<b>N 40</b>	3 397 018 140 400
<b>Ranger</b>	06.94-06.09		<b>AR 450 S</b>	3 397 118 994	450/450		<b>450</b>	3 397 118 505 450/450
[TKE]	09.11-08.15		<b>AR 601 S</b>	3 397 118 907	600/400	KUR	<b>601</b>	3 397 118 304 575/400
	09.15→		<b>A 292 S</b>	3 397 007 292	600/380			
<b>Transit [92, 95]</b>	08.91-08.00		<b>AR 55 N</b>	3 397 008 842	550		<b>550</b>	3 397 118 420 550/550
[00]	01.00-07.06	FAS	<b>AR 70 N</b>	3 397 008 845	700	KUR	<b>655</b>	3 397 010 302 650/550
		BEI	<b>AR 55 N</b>	3 397 008 842	550			
[06,12]	08.06-06.09	FAS	<b>AR 70 N</b>	3 397 008 845	700	KUR	<b>655</b>	3 397 010 302 650/550
		BEI	<b>AR 55 N</b>	3 397 008 842	550			
	07.09-12.13	FAS	<b>AR 65 N</b>	3 397 008 844	650		<b>655</b>	3 397 010 302 650/550
		BEI	<b>AR 55 N</b>	3 397 008 842	550			
[14]	01.14→		<b>A 077 S</b>	3 397 014 077	750/500			
<b>Transit Connect [02]</b>	05.02-12.13		<b>AR 551 S</b>	3 397 118 905	550/500		<b>551</b>	3 397 118 422 550/500
[13]	09.13→		<b>A 214 S</b>	3 397 014 214	750/750			
<b>Transit Courier</b>	04.14→		<b>A 078 S</b>	3 397 014 078	700/380			
<b>Transit Custom [13]</b>	09.12→		<b>A 009 S</b>	3 397 014 009	750/700			

**HEULIEZ**

<b>Access GX</b>	01.01→						<b>N 82</b>	3 397 011 425 800
------------------	--------	--	--	--	--	--	-------------	-------------------

**HYUNDAI**

<b>Grace</b>	12.86→						<b>420</b>	3 397 118 500 425/425
<b>H 100</b>	09.96→		<b>AR 450 S</b>	3 397 118 994	450/450		<b>450</b>	3 397 118 505 450/450
<b>H 350</b>	04.14→	FAS	<b>AR 65 N</b>	3 397 008 844	650	FAS	<b>650 U</b>	3 397 004 587 650
		BEI	<b>AR 60 N</b>	3 397 008 843	600	BEI	<b>600 U</b>	3 397 004 586 600
<b>H-1 [A1]</b>	10.97-12.07	FAS	<b>AR 65 N</b>	3 397 008 844	650		<b>701</b>	3 397 118 202 650/500
		BEI	<b>AR 50 N</b>	3 397 008 841	500			
[TQ]	03.08→	FAS	<b>AR 60 N</b>	3 397 008 843	600		<b>606 S</b>	3 397 118 305 600/500
		BEI	<b>AR 50 N</b>	3 397 008 841	500			
<b>HD 120</b>	01.06→		<b>AR 55 N</b>	3 397 008 842	550	WW	<b>N 55</b>	3 397 018 965 550
<b>HD 65/72/78</b>	07.04→		<b>AR 50 N</b>	3 397 008 841	500	WW	<b>N 53</b>	3 397 018 964 500
<b>Starex</b>	10.97-12.07	FAS	<b>AR 65 N</b>	3 397 008 844	650		<b>701</b>	3 397 118 202 650/500
		BEI	<b>AR 50 N</b>	3 397 008 841	500			
	12.07→	FAS	<b>AR 60 N</b>	3 397 008 843	600		<b>606 S</b>	3 397 118 305 600/500
		BEI	<b>AR 50 N</b>	3 397 008 841	500			
<b>Xcient</b>	12.13→		<b>AR 70 N</b>	3 397 008 845	700		<b>700 U</b>	3 397 004 489 700









			<b>AEROTWIN</b>			<b>TWIN</b>	
---	---	---	-----------------	---	---	-------------	---

S = Spoiler

IRISBUS									
<b>Agora</b>	01.01-12.06						<b>N 100</b>	3 397 018 199	1000
						WW	<b>N 102</b>	3 397 011 427	1000
<b>Ares</b>	04.02-12.05						<b>N 100</b>	3 397 018 199	1000
						WW	<b>N 102</b>	3 397 011 427	1000
<b>Axer</b>	01.02-02.07						<b>N 82</b>	3 397 011 425	800
<b>Citelis</b>	09.05-12.13						<b>N 100</b>	3 397 018 199	1000
						WW	<b>N 102</b>	3 397 011 427	1000
<b>Crossway</b>	06.06→						<b>N 100</b>	3 397 018 199	1000
						WW	<b>N 102</b>	3 397 011 427	1000
<b>Domino</b>	10.03-12.13						<b>N 100</b>	3 397 018 199	1000
						WW	<b>N 102</b>	3 397 011 427	1000
<b>Ecodaily</b>	09.07-12.14	SDV	<b>AR 61 N</b>	3 397 008 847	600	SDV	<b>609</b>	3 397 118 309	600/600
<b>Evadys</b>	12.03-12.13						<b>N 100</b>	3 397 018 199	1000
						WW	<b>N 102</b>	3 397 011 427	1000
<b>Heulix GX</b>	01.01-12.13						<b>N 82</b>	3 397 011 425	800
<b>Iliade</b>	04.02-04.07						<b>N 100</b>	3 397 018 199	1000
						WW	<b>N 102</b>	3 397 011 427	1000
<b>Magelys</b>	09.08-12.13						<b>N 100</b>	3 397 018 199	1000
						WW	<b>N 102</b>	3 397 011 427	1000
IRIZAR									
<b>Century</b>	10.05→						<b>N 100</b>	3 397 018 199	1000
						WW	<b>N 102</b>	3 397 011 427	1000
<b>i4</b>	09.07→						<b>N 101</b>	3 397 018 198	1000
						WW	<b>N 102</b>	3 397 011 427	1000
<b>PB</b>	09.04→						<b>N 101</b>	3 397 018 198	1000
						WW	<b>N 102</b>	3 397 011 427	1000
ISUZU									
<b>Citibus</b>	09.11→						<b>N 100</b>	3 397 018 199	1000
						WW	<b>N 102</b>	3 397 011 427	1000
<b>Citimark</b>	09.10→						<b>N 92</b>	3 397 011 426	900
<b>Citiport</b>	01.15→						<b>N 100</b>	3 397 018 199	1000
						WW	<b>N 102</b>	3 397 011 427	1000
<b>D-MAX</b>	05.02-10.19		<b>AR 728 S</b>	3 397 118 904	550/475		<b>727</b>	3 397 001 727	550/475
[RG01]	11.19→		<b>A 982 S</b>	3 397 014 00R	575/400				
<b>Novo</b>	09.10→						<b>N 92</b>	3 397 011 426	900
<b>Novo Citi</b>	09.10→						<b>N 90</b>	3 397 018 190	900
						WW	<b>N 92</b>	3 397 011 426	900
<b>Novo Lux</b>	06.12→						<b>N 92</b>	3 397 011 426	900
<b>Novo Ultra</b>	09.10→						<b>N 80</b>	3 397 018 180	800
						WW	<b>N 82</b>	3 397 011 425	800
<b>N-Serie (NPR)</b>	08.98→		<b>AR 500 S</b>	3 397 009 081	500/500		<b>500</b>	3 397 118 560	500/500
<b>N-Serie (NQR)</b>	08.98→		<b>AR 500 S</b>	3 397 009 081	500/500		<b>500</b>	3 397 118 560	500/500
<b>Turquoise</b>	09.06→						<b>N 80</b>	3 397 018 180	800
						WW	<b>N 82</b>	3 397 011 425	800



			<b>AEROTWIN</b>					<b>TWIN</b>		
◀ ISUZU							S = Spoiler			
<b>Visigo</b>	04.13→							<b>N 100</b>	3 397 018 199	1000
							WW	<b>N 102</b>	3 397 011 427	1000
<b>WFR-WFS Serie</b>	02.83-12.96							<b>N 45</b>	3 397 018 145	450
<b>IVECO</b>										
<b>110</b>	11.85-12.99							<b>N 45</b>	3 397 018 145	450
<b>190</b>	09.87-11.98						ADH	<b>N 65</b>	3 397 018 963	650
<b>260</b>	06.84-12.99						ADH	<b>N 65</b>	3 397 018 963	650
<b>320</b>	01.84-07.96						ADH	<b>N 65</b>	3 397 018 963	650
<b>330</b>	06.84-10.87						ADH	<b>N 65</b>	3 397 018 963	650
	10.87-12.95						HA	<b>N 63</b>	3 397 018 966	600
							ADH	<b>N 65</b>	3 397 018 963	650
	12.95-12.99						ADH	<b>N 65</b>	3 397 018 963	650
<b>380</b>	09.85-07.01							<b>N 100</b>	3 397 018 199	1000
								<b>N 102</b>	3 397 011 427	1000
<b>Crossway</b>	06.13→							<b>N 100</b>	3 397 018 199	1000
								<b>N 102</b>	3 397 011 427	1000
<b>Daily</b> [00/06/09/12] [14/16/19]	05.99-07.14	SDV	<b>AR 61 N</b>	3 397 008 847	600		SDV	<b>609</b>	3 397 118 309	600/600
	05.14→		<b>A 129 S</b>	3 397 014 129	630/630					
<b>Daily, Grinta</b>	07.89-05.99	L55	<b>AR 55 N</b>	3 397 008 842	550		L55	<b>N 55</b>	3 397 018 965	550
	07.89-07.99	L60	<b>AR 60 N</b>	3 397 008 843	600		L60,SZS	<b>603</b>	3 397 118 301	600/600
<b>EuroCargo</b>	01.83-08.05							<b>N 65</b>	3 397 018 963	650
<b>EuroCargo 2003</b>	09.03-04.08		<b>AR 65 N</b>	3 397 008 844	650		WH2	<b>N 65</b>	3 397 018 963	650
	05.08→		<b>AR 65 N</b>	3 397 008 844	650		WH9	<b>N 67</b>	3 397 011 937	650
<b>EuroCargo 2014</b>	09.13→						WH9	<b>N 67</b>	3 397 011 937	650
<b>EuroCargo 2016</b>	07.15→						WH9	<b>N 67</b>	3 397 011 937	650
<b>EuroClass</b>	01.93-11.02							<b>N 100</b>	3 397 018 199	1000
								<b>N 102</b>	3 397 011 427	1000
<b>EuroMover-Cursor</b>	08.00-03.06							<b>N 65</b>	3 397 018 963	650
<b>EuroStar</b>	04.92-09.04							<b>N 65</b>	3 397 018 963	650
<b>EuroTech</b>	04.92-09.04							<b>N 65</b>	3 397 018 963	650
<b>EuroTrakker</b>	04.92-08.04							<b>N 65</b>	3 397 018 963	650
<b>Evadys</b>	09.15→							<b>N 100</b>	3 397 018 199	1000
								<b>N 102</b>	3 397 011 427	1000
<b>Magelys</b>	06.13→							<b>N 100</b>	3 397 018 199	1000
								<b>N 102</b>	3 397 011 427	1000
<b>Stralis</b>	08.02-12.07						WH2	<b>N 65</b>	3 397 018 963	650
	01.08→						WH9,WW	<b>N 67</b>	3 397 011 937	650
<b>Stralis Hi-Way</b>	07.12→						WH9,WW	<b>N 67</b>	3 397 011 937	650
<b>Stralis Hi-Way 2016</b>	08.16→						WH9,WW	<b>N 67</b>	3 397 011 937	650
<b>Stralis X-Way</b>	08.17→						WH9	<b>N 67</b>	3 397 011 937	650
<b>Strator</b>	04.10→						WH9,WW	<b>N 67</b>	3 397 011 937	650
<b>S-Way</b>	02.20→							<b>N 67</b>	3 397 011 937	650
<b>Trakker</b>	09.04-12.07						WH2	<b>N 65</b>	3 397 018 963	650
	01.08→						WH9,WW	<b>N 67</b>	3 397 011 937	650
<b>TurboStar</b>	03.89-12.00							<b>N 65</b>	3 397 018 963	650
<b>TurboTech</b>	03.80-01.01							<b>N 65</b>	3 397 018 963	650
<b>Urbanway</b>	06.13→							<b>N 100</b>	3 397 018 199	1000
								<b>N 102</b>	3 397 011 427	1000

			<b>AEROTWIN</b>			<b>TWIN</b>	
---	---	---	-----------------	---	---	-------------	---

S = Spoiler

**KÄSSBOHRER**

<b>Setra</b>	09.85-07.01						<b>N 100</b>	3 397 018 199	1000
						WW	<b>N 102</b>	3 397 011 427	1000

**KIA**

<b>Besta [TA]</b>	03.90-12.01						<b>N 45</b>	3 397 018 145	450	
<b>Bongo III</b>	01.04-01.12	FAS	<b>AR 55 N</b>	3 397 008 842	550		FAS	<b>N 55</b>	3 397 018 965	550
							BEI	<b>N 45</b>	3 397 018 145	450
	01.12→	FAS	<b>AR 55 N</b>	3 397 008 842	550		FAS	<b>N 55</b>	3 397 018 965	550
							BEI	<b>N 45</b>	3 397 018 145	450
<b>K 2700 [SD]</b>	04.98-08.04		<b>AR 531 S</b>	3 397 118 901	530/450		<b>531</b>	3 397 118 402	530/450	
	08.04-12.06		<b>AR 533 S</b>	3 397 118 902	530/475		<b>533</b>	3 397 118 405	530/475	
<b>K 2900</b>	05.07-12.16		<b>AR 533 S</b>	3 397 118 902	530/475		<b>533</b>	3 397 118 405	530/475	
<b>Pregio [TB]</b>	02.97-04.04		<b>AR 531 S</b>	3 397 118 901	530/450		<b>531</b>	3 397 118 402	530/450	
	05.04-12.12		<b>AR 533 S</b>	3 397 118 902	530/475		<b>533</b>	3 397 118 405	530/475	

**KING LONG**







<b>C-Series</b>	09.14→						<b>N 100</b>	3 397 018 199	1000
						WW	<b>N 102</b>	3 397 011 427	1000
<b>XMQ</b>	01.01→						<b>N 100</b>	3 397 018 199	1000
						WW	<b>N 102</b>	3 397 011 427	1000

**LEYLAND-DAF**

<b>95</b>	04.89-12.01						<b>N 53</b>	3 397 018 964	500
<b>Constructor</b>	01.81-10.99					ADH	<b>N 63</b>	3 397 018 966	600
<b>Roadrunner</b>	09.84-10.96						<b>N 55</b>	3 397 018 965	550

**MAN**

<b>12 t [A76]</b>	07.98-09.09						<b>N 91</b>	3 397 018 191	900
						WW	<b>N 92</b>	3 397 011 426	900
<b>14 t [A66]</b>	07.98-10.06						<b>N 91</b>	3 397 018 191	900
						WW	<b>N 92</b>	3 397 011 426	900
<b>CLA</b>	06.08→						<b>N 53</b>	3 397 018 964	500
<b>E2000 Serie</b>	06.96-12.03		<b>AR 60 N</b>	3 397 008 843	600		<b>N 63</b>	3 397 018 966	600
<b>EL-EM Serie</b>	01.93-12.04						<b>N 90</b>	3 397 018 190	900
						WW	<b>N 92</b>	3 397 011 426	900
<b>F2000 Serie</b>	07.86-06.03		<b>AR 60 N</b>	3 397 008 843	600		<b>N 63</b>	3 397 018 966	600
<b>L2000</b>	10.93-12.06		<b>AR 50 N</b>	3 397 008 841	500		<b>N 53</b>	3 397 018 964	500
<b>Lion's City</b>	07.98→					L80	<b>N 82</b>	3 397 011 425	800
						L90	<b>N 91</b>	3 397 018 191	900
						L90,WW	<b>N 92</b>	3 397 011 426	900
						LA1	<b>N 101</b>	3 397 018 198	1000
						LA1,WW	<b>N 102</b>	3 397 011 427	1000

			<b>AEROTWIN</b>			<b>TWIN</b>			
◀ MAN						S = Spoiler			
<b>Lion's City DD</b>	07.98-09.06				L90	<b>N 91</b>	3 397 018 191	900	
					L90,WW	<b>N 92</b>	3 397 011 426	900	
					LA1	<b>N 101</b>	3 397 018 198	1000	
					LA1,WW	<b>N 102</b>	3 397 011 427	1000	
	09.06-08.14					<b>N 91</b>	3 397 018 191	900	
					L90,WW	<b>N 92</b>	3 397 011 426	900	
<b>Lion's City G, GL</b>	10.06→				L90	<b>N 91</b>	3 397 018 191	900	
					L90,WW	<b>N 92</b>	3 397 011 426	900	
					LA1	<b>N 101</b>	3 397 018 198	1000	
					LA1,WW	<b>N 102</b>	3 397 011 427	1000	
<b>Lion's City LL, M</b>	08.98→				L90	<b>N 91</b>	3 397 018 191	900	
					L90,WW	<b>N 92</b>	3 397 011 426	900	
<b>Lion's City T, TÛ</b>	06.04-09.06					<b>N 91</b>	3 397 018 191	900	
					WW	<b>N 92</b>	3 397 011 426	900	
<b>Lion's City Ü, ÜLL</b>	02.98→					<b>N 91</b>	3 397 018 191	900	
					WW	<b>N 92</b>	3 397 011 426	900	
<b>Lion's Classic, Classic G</b>	06.03-10.06					<b>N 91</b>	3 397 018 191	900	
					WW	<b>N 92</b>	3 397 011 426	900	
<b>Lion's Coach</b>	09.02→					<b>N 100</b>	3 397 018 199	1000	
					WW	<b>N 102</b>	3 397 011 427	1000	
<b>Lion's Comfort</b>	01.98-12.01					<b>N 101</b>	3 397 018 198	1000	
					WW	<b>N 102</b>	3 397 011 427	1000	
<b>Lion's Intercity ÜL</b>	01.13→					<b>N 90</b>	3 397 018 190	900	
					WW	<b>N 92</b>	3 397 011 426	900	
<b>Lion's Regio</b>	06.04→					<b>N 100</b>	3 397 018 199	1000	
					WW	<b>N 102</b>	3 397 011 427	1000	
<b>Lion's Star</b>	01.93-09.01					<b>N 101</b>	3 397 018 198	1000	
					WW	<b>N 102</b>	3 397 011 427	1000	
<b>Lion's Top Coach</b>	06.99-01.04					<b>N 101</b>	3 397 018 198	1000	
					WW	<b>N 102</b>	3 397 011 427	1000	
<b>M2000</b>	08.95-09.01		<b>AR 60 N</b>	3 397 008 843	600		<b>N 63</b>	3 397 018 966	600
<b>M2000L</b>	06.98-09.06		<b>AR 50 N</b>	3 397 008 841	500		<b>N 53</b>	3 397 018 964	500
<b>M2000M</b>	06.98-07.05		<b>AR 60 N</b>	3 397 008 843	600		<b>N 63</b>	3 397 018 966	600
<b>NG Serie</b>	06.90-07.98					<b>N 90</b>	3 397 018 190	900	
					WW	<b>N 92</b>	3 397 011 426	900	
	07.98-11.99						<b>N 90</b>	3 397 018 190	900
						WW	<b>N 92</b>	3 397 011 426	900
11.99-09.06						<b>N 91</b>	3 397 018 191	900	
					WW	<b>N 92</b>	3 397 011 426	900	
<b>NL</b>	04.94-07.98					<b>N 91</b>	3 397 018 191	900	
					HBG,WW	<b>N 92</b>	3 397 011 426	900	
	07.98-12.01					L80	<b>N 82</b>	3 397 011 425	800
						HBG	<b>N 91</b>	3 397 018 191	900
12.01→					HBG,WW	<b>N 92</b>	3 397 011 426	900	
					HBG	<b>N 91</b>	3 397 018 191	900	
<b>NM</b>	02.96→					<b>N 91</b>	3 397 018 191	900	
					WW	<b>N 92</b>	3 397 011 426	900	
<b>NÜ</b>	09.96→					<b>N 91</b>	3 397 018 191	900	
					WW	<b>N 92</b>	3 397 011 426	900	



			<b>AEROTWIN</b>			<b>TWIN</b>	
---	---	---	-----------------	---	---	-------------	---

S = Spoiler

<b>RH</b>	07.98-09.01						<b>N 101</b>	3 397 018 198	1000
						WW	<b>N 102</b>	3 397 011 427	1000
<b>SG-Serie</b>	09.85-06.97						<b>N 82</b>	3 397 011 425	800
<b>SÜ</b>	01.87-06.97					L80	<b>N 82</b>	3 397 011 425	800
						LA1	<b>N 100</b>	3 397 018 199	1000
						LA1,WW	<b>N 102</b>	3 397 011 427	1000
	11.99-09.06					L90	<b>N 91</b>	3 397 018 191	900
						L90,WW	<b>N 92</b>	3 397 011 426	900
<b>TGA</b>	03.99-05.10		<b>AR 65 N</b>	3 397 008 844	650		<b>N 65</b>	3 397 018 963	650
						XXL	<b>N 70</b>	3 397 018 170	700
<b>TGE</b>	04.17→		<b>A 110 S</b>	3 397 014 310	700/650				
<b>TGL</b>	05.05→		<b>AR 65 N</b>	3 397 008 844	650		<b>N 65</b>	3 397 018 963	650
						XXL	<b>N 70</b>	3 397 018 170	700
[Euro 6]	06.13→						<b>N 70</b>	3 397 018 170	700
<b>TGM</b>	10.05→		<b>AR 65 N</b>	3 397 008 844	650		<b>N 65</b>	3 397 018 963	650
						XXL	<b>N 70</b>	3 397 018 170	700
[Euro 6]	06.13→						<b>N 70</b>	3 397 018 170	700
<b>TGS</b>	09.07→		<b>AR 65 N</b>	3 397 008 844	650		<b>N 65</b>	3 397 018 963	650
						XXL	<b>N 70</b>	3 397 018 170	700
[Euro 6]	10.12→						<b>N 70</b>	3 397 018 170	700
<b>TGX</b>	09.07→		<b>AR 65 N</b>	3 397 008 844	650		<b>N 65</b>	3 397 018 963	650
						XXL	<b>N 70</b>	3 397 018 170	700
[Euro 6]	10.12→						<b>N 70</b>	3 397 018 170	700
<b>ÜL</b>	09.89-09.96						<b>N 100</b>	3 397 018 199	1000
						WW	<b>N 102</b>	3 397 011 427	1000
	09.96-09.06						<b>N 101</b>	3 397 018 198	1000
						WW	<b>N 102</b>	3 397 011 427	1000

**MAZDA**







<b>Serie B</b>	02.84-01.10						<b>400</b>	3 397 118 610	400/400
[UF/UN]	03.96-03.06		<b>AR 450 S</b>	3 397 118 994	450/450		<b>450</b>	3 397 118 505	450/450

**MERCEDES-BENZ**







<b>5 t</b>	03.89-02.01						<b>N 63</b>	3 397 018 966	600
<b>7 t</b>	09.86-02.01						<b>N 63</b>	3 397 018 966	600
<b>Actros I [SKN]</b>	09.96-09.03	FAS	<b>AR 70 N</b>	3 397 008 845	700		<b>N 73</b>	3 397 018 173	700
		BEI	<b>AR 65 N</b>	3 397 008 844	650				
<b>Actros II [MP2]</b>	04.03-12.08	FAS	<b>AR 70 N</b>	3 397 008 845	700		<b>N 73</b>	3 397 018 173	700
		BEI	<b>AR 65 N</b>	3 397 008 844	650				
<b>Actros III [MP3]</b>	06.08→	FAS	<b>AR 70 N</b>	3 397 008 845	700		<b>N 73</b>	3 397 018 173	700
		BEI	<b>AR 65 N</b>	3 397 008 844	650				
<b>Actros IV [963]</b>	09.11-01.18						<b>N 75</b>	3 397 011 822	700
	01.18→					HBG	<b>N 75</b>	3 397 011 822	700
						WOB	<b>N 77</b>	3 397 015 453	700
<b>Actros V [MP5]</b>	09.19→						<b>N 77</b>	3 397 015 453	700
<b>Antos</b>	09.12-01.18						<b>N 75</b>	3 397 011 822	700
	01.18→					HBG	<b>N 75</b>	3 397 011 822	700
						WOB	<b>N 77</b>	3 397 015 453	700





			<b>AEROTWIN</b>			<b>TWIN</b>			
◀ MERCEDES-BENZ						S = Spoiler			
<b>Arocs</b> [964]	04.13-01.18					<b>N 75</b>	3 397 011 822	700	
	01.18→				HBG	<b>N 75</b>	3 397 011 822	700	
						WOB	<b>N 77</b>	3 397 015 453	700
<b>Atego</b> [LKN]	01.98-10.04		<b>AR 65 N</b>	3 397 008 844	650	<b>N 67</b>	3 397 011 937	650	
<b>Atego II</b>	09.04→		<b>AR 65 N</b>	3 397 008 844	650	<b>N 67</b>	3 397 011 937	650	
<b>Axor</b>	01.02-08.06		<b>AR 65 N</b>	3 397 008 844	650	<b>N 67</b>	3 397 011 937	650	
<b>Axor II</b>	09.04→		<b>AR 65 N</b>	3 397 008 844	650	<b>N 67</b>	3 397 011 937	650	
<b>Citan</b>	07.12→	HBG	<b>AR 550 S</b>	3 397 118 906	550/530				
		SBG	<b>A 424 S</b>	3 397 007 424	600/550				
<b>Citro</b>	01.98→					<b>N 91</b>	3 397 018 191	900	
					WW	<b>N 92</b>	3 397 011 426	900	
<b>Conecto</b>	05.01-08.07					<b>N 101</b>	3 397 018 198	1000	
					WW	<b>N 102</b>	3 397 011 427	1000	
	09.07→					<b>N 91</b>	3 397 018 191	900	
					WW	<b>N 92</b>	3 397 011 426	900	
<b>Econic</b> [957, 956]	03.98→		<b>AR 60 N</b>	3 397 008 843	600	<b>N 63</b>	3 397 018 966	600	
<b>Integro I, II</b>	09.99→					<b>N 101</b>	3 397 018 198	1000	
					WW	<b>N 102</b>	3 397 011 427	1000	
<b>Intouro</b>	01.00→					<b>N 101</b>	3 397 018 198	1000	
					WW	<b>N 102</b>	3 397 011 427	1000	
<b>LK</b>	03.84-12.00					<b>603</b>	3 397 118 301	600/600	
<b>MB</b>	01.87-01.96					<b>N 45</b>	3 397 018 145	450	
<b>MK</b>	12.87-02.01					<b>N 65</b>	3 397 018 963	650	
<b>O 100</b>	01.94→					<b>N 53</b>	3 397 018 964	500	
<b>O 345</b>	10.95→					<b>N 101</b>	3 397 018 198	1000	
					WW	<b>N 102</b>	3 397 011 427	1000	
<b>O 402</b>	02.86-02.01					<b>N 82</b>	3 397 011 425	800	
					WW	<b>N 80</b>	3 397 018 180	800	
<b>O 404</b>	09.91-10.99					<b>N 101</b>	3 397 018 198	1000	
					WW	<b>N 102</b>	3 397 011 427	1000	
<b>O 405</b>	01.85-10.89				L80	<b>N 82</b>	3 397 011 425	800	
					L80	<b>N 82</b>	3 397 011 425	800	
	10.89-08.98					L90	<b>N 90</b>	3 397 018 190	900
						L90,WW	<b>N 92</b>	3 397 011 426	900
08.98-02.01					L80	<b>N 82</b>	3 397 011 425	800	
<b>O 560 (Intouro)</b>	01.00-03.07					<b>N 101</b>	3 397 018 198	1000	
					WW	<b>N 102</b>	3 397 011 427	1000	
<b>SK</b>	12.87-02.01					<b>N 65</b>	3 397 018 963	650	
<b>Sprinter</b> [T1N]	02.95-05.06		<b>AR 801 S</b>	3 397 118 996	600/530		<b>543</b>	3 397 001 543	600/530
	[NCV3]	04.06→	<b>A 215 S</b>	3 397 007 215	650/600				
	[VS30]	07.18→	SWO	<b>A 615 S</b>	3 397 014 615	650/600			
<b>Sprinter Classic</b> [909]	11.13→		<b>AR 801 S</b>	3 397 118 996	600/530		<b>543</b>	3 397 001 543	600/530
<b>Tourino</b>	01.04→					L90	<b>N 90</b>	3 397 018 190	900
						L90,WW	<b>N 92</b>	3 397 011 426	900
						LA1	<b>N 100</b>	3 397 018 199	1000
						LA1,WW	<b>N 102</b>	3 397 011 427	1000
<b>Tourismo</b>	10.95→					<b>N 101</b>	3 397 018 198	1000	
					WW	<b>N 102</b>	3 397 011 427	1000	
<b>Touro</b>	02.02-08.09					L90	<b>N 90</b>	3 397 018 190	900
						L90,WW	<b>N 92</b>	3 397 011 426	900
						LA1	<b>N 100</b>	3 397 018 199	1000
						LA1,WW	<b>N 102</b>	3 397 011 427	1000



			<b>AEROTWIN</b>					<b>TWIN</b>			
S = Spoiler											
<b>Travego</b>	10.99→							<b>N 101</b>	3 397 018 198	1000	
								WW	<b>N 102</b>	3 397 011 427	1000
<b>Unimog</b>	11.86-05.88							L50	<b>N 53</b>	3 397 018 964	500
	05.88-02.01							L45	<b>N 45</b>	3 397 018 145	450
									L50	<b>N 53</b>	3 397 018 964
[U 300/400/500]	04.00→							L80	<b>N 82</b>	3 397 011 425	800
	02.01-09.01							L50	<b>N 53</b>	3 397 018 964	500
[U 20]	10.07→							L60,WH2	<b>N 63</b>	3 397 018 966	600
								L60	<b>603</b>	3 397 118 301	600/600
[U 216/218/318/323/ 423/427/430]	11.13→							L90,FAS	<b>N 90</b>	3 397 018 190	900
								L90,WW,FAS	<b>N 92</b>	3 397 011 426	900
								LA1,BEI	<b>N 100</b>	3 397 018 199	1000
								LA1,WW,BEI	<b>N 102</b>	3 397 011 427	1000
<b>UX-Serie</b>	08.96→								<b>N 65</b>	3 397 018 963	650
<b>Vario</b> [T2W]	01.96-12.13		<b>AR 60 N</b>	3 397 008 843	600				<b>603</b>	3 397 118 301	600/600
<b>Vito</b> [638TON]	11.95-09.03	SDV	<b>AR 725 S</b>	3 397 007 567	650/550	SDV			<b>725</b>	3 397 001 725	650/550
[639TON]	10.03-08.05	SDV,FAS	<b>AR 71 N</b>	3 397 008 849	700	SDV			<b>703 S</b>	3 397 118 205	700/650
		SDV,BEI	<b>AR 66 N</b>	3 397 008 848	650						
	09.05-08.10		<b>A 100 S</b>	3 397 007 100	700/650						
	09.10-12.14		<b>A 100 S</b>	3 397 007 100	700/650						
[447]	09.14→		<b>A 179 S</b>	3 397 014 179	700/450						
<b>Zetros</b>	08.09→		<b>AR 530 S</b>	3 397 118 903	530/530				<b>530</b>	3 397 118 400	530/530
<b>MITSUBISHI (FUSO)</b>											
<b>Canter</b> [FE]	01.86-05.96								<b>N 45</b>	3 397 018 145	450
[FB]	05.96-02.05	L55	<b>AR 55 N</b>	3 397 008 842	550	L55			<b>N 55</b>	3 397 018 965	550
[FE]	10.96-02.05	L50	<b>AR 50 N</b>	3 397 008 841	500	L50,WW			<b>N 53</b>	3 397 018 964	500
		L55	<b>AR 55 N</b>	3 397 008 842	550	L55,WW			<b>N 55</b>	3 397 018 965	550
	02.05→	L50	<b>AR 50 N</b>	3 397 008 841	500	L50,WW			<b>N 53</b>	3 397 018 964	500
	12.11→		<b>AR 530 N</b>	3 397 118 903	530/530	KUR			<b>N 53</b>	3 397 018 964	500
<b>L 300</b> [P]	11.86-12.01		<b>AR 450 S</b>	3 397 118 994	450/450	WW			<b>N 45</b>	3 397 018 145	450
<b>L300 Exceed</b>	02.00→								<b>400</b>	3 397 118 610	400/400
<b>MULTICAR</b>											
<b>M25, M26, M27, M31</b>	01.85→								<b>N 65</b>	3 397 018 963	650
<b>NEOPLAN</b>											
<b>Cityliner</b>	09.85-12.00						UE		<b>N 82</b>	3 397 011 425	800
	01.06→								<b>N 82</b>	3 397 011 425	800
<b>Clubliner</b>	02.86-09.95						UE		<b>N 82</b>	3 397 011 425	800
							UE,WW		<b>N 80</b>	3 397 018 180	800
<b>Euroliner</b>	10.98-12.06								<b>N 101</b>	3 397 018 198	1000
							WW		<b>N 102</b>	3 397 011 427	1000
<b>Jetliner</b>	10.81→								<b>N 100</b>	3 397 018 199	1000
							WW		<b>N 102</b>	3 397 011 427	1000
<b>Jumbocruiser</b>	02.86-12.96						UE		<b>N 82</b>	3 397 011 425	800
							UE,WW		<b>N 80</b>	3 397 018 180	800

			<b>AEROTWIN</b>			<b>TWIN</b>	
--	--	--	-----------------	--	--	-------------	--

◀ NEOPLAN

S = Spoiler

<b>Skyliner</b>	02.86-06.01				OE	<b>N 80</b>	3 397 018 180	800
					UE	<b>N 82</b>	3 397 011 425	800
	06.01-05.10				L70,UE	<b>N 72</b>	3 397 002 918	700
						OE	<b>N 80</b>	3 397 018 180
01.14→						<b>N 82</b>	3 397 011 425	800
					WW	<b>N 90</b>	3 397 018 190	900
<b>Spaceliner</b>	08.83-05.01				L80,UE	<b>N 82</b>	3 397 011 425	800
					UE	<b>N 100</b>	3 397 018 199	1000
					UE,WW	<b>N 102</b>	3 397 011 427	1000
<b>Starliner</b> [516]	08.96→				UE	<b>N 82</b>	3 397 011 425	800
	[521] 08.04→					<b>N 90</b>	3 397 018 190	900
<b>Tourliner</b>	11.03→					<b>N 92</b>	3 397 011 426	900
					WW	<b>N 100</b>	3 397 018 199	1000
<b>Transliner</b>	01.91-12.98					<b>N 102</b>	3 397 011 427	1000
					WW	<b>N 101</b>	3 397 018 198	1000
<b>Trendliner</b>	02.04-03.10					<b>N 102</b>	3 397 011 427	1000
					WW	<b>N 100</b>	3 397 018 199	1000

**NISSAN**

<b>Atleon</b>	09.99→	FAS	<b>AR 60 N</b>	3 397 008 843	600		<b>608</b>	3 397 118 307	600/550
		BEI	<b>AR 55 N</b>	3 397 008 842	550				
<b>Cabstar</b> [TLO]	10.98-08.06		<b>AR 450 S</b>	3 397 118 994	450/450		<b>450</b>	3 397 118 505	450/450
	[F24] 09.06→		<b>AR 50 N</b>	3 397 008 841	500		<b>N 53</b>	3 397 018 964	500
<b>ECO-T</b>	07.96-08.99					WW	<b>N 53</b>	3 397 018 964	500
<b>Interstar</b> [X70]	07.02-06.10	SDV	<b>AR 61 N</b>	3 397 008 847	600	SDV	<b>609</b>	3 397 118 309	600/600
<b>Kubistar</b> [X76]	07.03-03.09		<b>AR 500 S</b>	3 397 009 081	500/500		<b>500</b>	3 397 118 560	500/500
<b>Navara</b> [D22]	06.00→		<b>AR 480 S</b>	3 397 118 900	475/475		<b>480</b>	3 397 118 540	475/475
	[D40;D40M;D40T] 05.05→		<b>AR 607 S</b>	3 397 118 909	600/475		<b>607 S</b>	3 397 118 306	600/475
	[D23M] 11.15→	KUR	<b>AR 601 S</b>	3 397 118 907	600/400	KUR	<b>612</b>	3 397 010 413	600/400
<b>NP200</b>	10.08→		<b>AR 500 S</b>	3 397 009 081	500/500		<b>500</b>	3 397 118 560	500/500
<b>NP300</b> [D22]	09.08→		<b>AR 480 S</b>	3 397 118 900	475/475		<b>480</b>	3 397 118 540	475/475
<b>NT400</b> [F91]	12.14→		<b>AR 50 N</b>	3 397 008 841	500		<b>500</b>	3 397 118 560	500/500
<b>NV300</b> [X82]	09.16→		<b>A 309 S</b>	3 397 007 309	650/475				
<b>NV400</b> [X62]	09.11→		<b>AR 65 N</b>	3 397 008 844	650		<b>650</b>	3 397 118 320	650/650
<b>Primastar</b> [X83]	07.02→		<b>AR 801 S</b>	3 397 118 996	600/530		<b>543</b>	3 397 001 543	600/530
<b>Trade</b>	03.87-12.00		<b>AR 500 S</b>	3 397 009 081	500/500		<b>500</b>	3 397 118 560	500/500
<b>Urvan</b> [E24]	11.86-06.97						<b>480</b>	3 397 118 540	475/475
<b>Vanette</b> [GC22]	09.86-12.96						<b>533</b>	3 397 118 405	530/475
	[C220] 04.87-11.94						<b>450</b>	3 397 118 505	450/450
<b>Vanette Cargo</b> [C23M]	07.92-11.01		<b>AR 60 N</b>	3 397 008 843	600		<b>603</b>	3 397 118 301	600/600

**OPEL**

<b>Arena</b>	03.98-08.01		<b>AR 50 N</b>	3 397 008 841	500		<b>500</b>	3 397 118 560	500/500
<b>Combo</b>	09.94-10.01		<b>AR 450 S</b>	3 397 118 994	450/450		<b>450</b>	3 397 118 505	450/450
	[Tour] 10.01-01.12	KUR	<b>AR 566 S</b>	3 397 118 990	475/425		<b>361</b>	3 397 001 361	500/400
	[D] 02.12→		<b>A 295 S</b>	3 397 007 295	600/400				
	[E] 09.18→		<b>A 543 S</b>	3 397 014 543	650/425				

			<b>AEROTWIN</b>			<b>TWIN</b>	
--	--	--	-----------------	--	--	-------------	--

S = Spoiler

<b>Euromidi</b>	09.88-08.96		<b>AR 450 S</b>	3 397 118 994	450/450		<b>450</b>	3 397 118 505	450/450
<b>Movano</b> [A]	06.98-06.10	SDV	<b>AR 61 N</b>	3 397 008 847	600	SDV	<b>609</b>	3 397 118 309	600/600
[B]	04.10→		<b>AR 65 N</b>	3 397 008 844	650		<b>650</b>	3 397 118 320	650/650
<b>Vivaro</b> [A]	03.01-08.14		<b>AR 801 S</b>	3 397 118 996	600/530		<b>543</b>	3 397 001 543	600/530
[B]	10.14→		<b>A 309 S</b>	3 397 007 309	650/475				
[C]	06.19→	KUR	<b>A 426 S</b>	3 397 007 426	650/475				

**OPTARE**

<b>Versa</b>	09.06→					L90	<b>N 92</b>	3 397 011 426	900
--------------	--------	--	--	--	--	-----	-------------	---------------	-----

**OTOKAR**

<b>Centro</b>	09.09→		<b>AR 70 N</b>	3 397 008 845	700		<b>N 70</b>	3 397 018 170	700
<b>Doruk</b>	09.07→					LA1	<b>N 102</b>	3 397 011 427	1000
<b>Kent</b>	09.09→					WW	<b>N 102</b>	3 397 011 427	1000
<b>M-2010</b>	09.11→					ADH	<b>N 70</b>	3 397 018 170	700
<b>Navigo</b>	09.02→					WW	<b>N 80</b>	3 397 018 180	800
<b>Sultan</b>	09.11→					L80	<b>N 82</b>	3 397 011 425	800
<b>Territo</b>	09.09→					WW	<b>N 100</b>	3 397 018 199	1000
						WW	<b>N 102</b>	3 397 011 427	1000
<b>Ulyso T</b>	07.17→						<b>N 90</b>	3 397 018 190	900
						WW	<b>N 92</b>	3 397 011 426	900
<b>Vectio</b>	04.07→						<b>N 100</b>	3 397 018 199	1000
						WW	<b>N 102</b>	3 397 011 427	1000

**PEGASO**

<b>1200-Serie</b>	04.87→						<b>N 53</b>	3 397 018 964	500
-------------------	--------	--	--	--	--	--	-------------	---------------	-----

**PEUGEOT**

<b>Bipper</b> [A9]	02.08→		<b>A 426 S</b>	3 397 007 426	650/475				
<b>Boxer</b> [U3, U5]	02.94-05.06		<b>AR 55 N</b>	3 397 008 842	550		<b>550</b>	3 397 118 420	550/550
[U9]	06.06→		<b>A 225 S</b>	3 397 007 225	650/550				
<b>Expert</b> [U64]	09.95-01.07	KUR	<b>AR 701 S</b>	3 397 007 706	650/500		<b>701</b>	3 397 118 202	650/500
[G9]	02.07-12.16	FAS	<b>AR 70 N</b>	3 397 008 845	700	KUR	<b>701</b>	3 397 118 202	650/500
		BEI	<b>AR 50 N</b>	3 397 008 841	500				
[K0]	03.16→	KUR	<b>A 426 S</b>	3 397 007 426	650/475				
[G9]	12.16→	FAS	<b>AR 70 N</b>	3 397 008 845	700	KUR	<b>701</b>	3 397 118 202	650/500
		BEI	<b>AR 50 N</b>	3 397 008 841	500				
<b>Partner</b> [M4, M5]	07.96-10.11		<b>AR 550 S</b>	3 397 118 906	550/530		<b>550</b>	3 397 118 420	550/550
[M4]	07.96-08.02		<b>AR 550 S</b>	3 397 118 906	550/530		<b>550</b>	3 397 118 420	550/550
[M5]	09.02-10.11		<b>AR 550 S</b>	3 397 118 906	550/530		<b>550</b>	3 397 118 420	550/550
[B9]	05.08-12.18		<b>A 414 S</b>	3 397 007 414	650/400				
[K9]	09.18→		<b>A 543 S</b>	3 397 014 543	650/425				
<b>Rifter</b> [K9]	07.18→		<b>A 543 S</b>	3 397 014 543	650/425				
<b>Traveller</b> [K0]	03.16→	KUR	<b>A 426 S</b>	3 397 007 426	650/475				



			<b>AEROTWIN</b>			<b>TWIN</b>	
---	---	---	-----------------	---	---	-------------	---

S = Spoiler

**RAM**

<b>1500 Pickup</b>	09.13→		<b>AR 550 S</b>	3 397 118 906	550/530		<b>550</b>	3 397 118 420	550/550
--------------------	--------	--	-----------------	---------------	---------	--	------------	---------------	---------

**RENAULT**

<b>Agora</b>	09.94→					LA1	<b>N 100</b>	3 397 018 199	1000
						LA1,WW	<b>N 102</b>	3 397 011 427	1000
						L70	<b>N 72</b>	3 397 002 918	700
						ZUE	<b>N 45</b>	3 397 018 145	450
<b>Ares</b>	04.98→						<b>N 100</b>	3 397 018 199	1000
						WW	<b>N 102</b>	3 397 011 427	1000
<b>C [Ligne 3]</b>	10.82-10.98						<b>N 53</b>	3 397 018 964	500
<b>C250-C320</b>	06.13→	L60,SDV	<b>AR 61 N</b>	3 397 008 847	600	L60,SDV	<b>609</b>	3 397 118 309	600/600
<b>C380-C520</b>	06.13→					L65	<b>N 68</b>	3 397 015 182	650
<b>CBH-Serie</b>	04.86-10.98						<b>N 53</b>	3 397 018 964	500
<b>CLM</b>	04.86-10.98						<b>N 53</b>	3 397 018 964	500
<b>CLR</b>	05.86-10.98						<b>N 53</b>	3 397 018 964	500
<b>D150-D180</b>	06.13→	L55	<b>AR 55 N</b>	3 397 008 842	550	L55	<b>N 55</b>	3 397 018 965	550
<b>D210-D320</b>	06.13→	L60,SDV	<b>AR 61 N</b>	3 397 008 847	600	L60,SDV	<b>609</b>	3 397 118 309	600/600
<b>D380-D430</b>	12.15→					L65	<b>N 68</b>	3 397 015 182	650
<b>FR</b>	01.84-12.96						<b>N 100</b>	3 397 018 199	1000
						WW	<b>N 102</b>	3 397 011 427	1000
<b>G</b>	03.84-06.97						<b>N 53</b>	3 397 018 964	500
<b>Iliade</b>	10.96-09.01						<b>N 100</b>	3 397 018 199	1000
						WW	<b>N 102</b>	3 397 011 427	1000
<b>Kangoo I [FC./KC.]</b>	10.97-12.07		<b>AR 500 S</b>	3 397 009 081	500/500		<b>500</b>	3 397 118 560	500/500
<b>Kangoo II [FW./KW.]</b>	01.08→	HBG	<b>AR 550 S</b>	3 397 118 906	550/530				
		SBG	<b>A 424 S</b>	3 397 007 424	600/550				
<b>Kerax</b>	06.97-10.05		<b>AR 71 N</b>	3 397 008 849	700	SDV	<b>N 74</b>	3 397 004 080	700
	11.05→		<b>AR 66 N</b>	3 397 008 848	650	SDV	<b>N 66</b>	3 397 011 310	650
<b>K-Serie</b>	06.13→					L65	<b>N 68</b>	3 397 015 182	650
<b>Magnum</b>	09.90→		<b>AR 70 N</b>	3 397 008 845	700		<b>N 70</b>	3 397 018 170	700
<b>Mascott</b>	01.99→	SDV	<b>AR 61 N</b>	3 397 008 847	600	SDV	<b>609</b>	3 397 118 309	600/600
<b>Master I</b>	09.80-09.97		<b>AR 60 N</b>	3 397 008 843	600		<b>603</b>	3 397 118 301	600/600
<b>Master II [X70]</b>	10.97-04.10	SDV	<b>AR 61 N</b>	3 397 008 847	600	SDV	<b>609</b>	3 397 118 309	600/600
<b>Master III</b>	02.10→		<b>AR 65 N</b>	3 397 008 844	650		<b>650</b>	3 397 118 320	650/650
<b>Maxity</b>	03.07→		<b>AR 500 S</b>	3 397 009 081	500/500		<b>500</b>	3 397 118 560	500/500
<b>Midliner</b>	10.86-06.89					L50	<b>N 53</b>	3 397 018 964	500
						L50	<b>N 53</b>	3 397 018 964	500
						L60	<b>603</b>	3 397 118 301	600/600
<b>Midlum</b>	03.00-04.06		<b>AR 61 N</b>	3 397 008 847	600	SDV	<b>609</b>	3 397 118 309	600/600
<b>Midlum II</b>	05.06→		<b>AR 61 N</b>	3 397 008 847	600	SDV	<b>609</b>	3 397 118 309	600/600
<b>PR</b>	06.84→						<b>N 70</b>	3 397 018 170	700
<b>Premium</b>	02.96-10.05		<b>AR 71 N</b>	3 397 008 849	700	SDV	<b>N 74</b>	3 397 004 080	700
	11.05-04.06		<b>AR 66 N</b>	3 397 008 848	650	SDV	<b>N 66</b>	3 397 011 310	650
<b>Premium II</b>	09.05→		<b>AR 66 N</b>	3 397 008 848	650	SDV	<b>N 66</b>	3 397 011 310	650
<b>R</b>	11.86-12.03						<b>N 100</b>	3 397 018 199	1000
						WW	<b>N 102</b>	3 397 011 427	1000
<b>Traffic I</b>	09.80-05.01		<b>AR 500 S</b>	3 397 009 081	500/500		<b>500</b>	3 397 118 560	500/500
<b>Traffic II [EL./FL./JL.]</b>	05.01-12.14		<b>AR 801 S</b>	3 397 118 996	600/530		<b>543</b>	3 397 001 543	600/530
<b>Traffic III [EG/FG/JG]</b>	05.14→		<b>A 309 S</b>	3 397 007 309	650/475				



			<b>AEROTWIN</b>			<b>TWIN</b>	
---	---	---	-----------------	---	---	-------------	---

S = Spoiler

<b>T-Serie</b>	06.13→				L65	<b>N 68</b>	3 397 015 182	650
<b>Winnebago</b>	03.88-12.00				KUR	<b>450</b>	3 397 118 505	450/450

**SCANIA**

<b>113</b>	05.88-12.00		<b>AR 60 N</b>	3 397 008 843	600		<b>603</b>	3 397 118 301	600/600
[BUS]	12.88-08.98		<b>AR 60 N</b>	3 397 008 843	600		<b>603</b>	3 397 118 301	600/600
<b>114</b>	02.96-09.04		<b>AR 70 N</b>	3 397 008 845	700	SDA	<b>N 70</b>	3 397 018 170	700
<b>124</b>	03.95-09.04		<b>AR 70 N</b>	3 397 008 845	700	SDA	<b>N 70</b>	3 397 018 170	700
<b>143</b>	03.88-06.98		<b>AR 60 N</b>	3 397 008 843	600		<b>603</b>	3 397 118 301	600/600
<b>144</b>	01.96-08.01		<b>AR 70 N</b>	3 397 008 845	700	SDA	<b>N 70</b>	3 397 018 170	700
<b>164</b>	04.00-09.04		<b>AR 70 N</b>	3 397 008 845	700	SDA	<b>N 70</b>	3 397 018 170	700
<b>93 [BUS]</b>	11.87-12.01		<b>AR 60 N</b>	3 397 008 843	600		<b>603</b>	3 397 118 301	600/600
	03.88-08.97		<b>AR 60 N</b>	3 397 008 843	600		<b>603</b>	3 397 118 301	600/600
<b>94</b>	08.96-09.04		<b>AR 70 N</b>	3 397 008 845	700	SDA	<b>N 70</b>	3 397 018 170	700
[BUS]	03.97→		<b>AR 70 N</b>	3 397 008 845	700	SDA	<b>N 70</b>	3 397 018 170	700
<b>Citywide</b>	01.08→						<b>N 101</b>	3 397 018 198	1000
						WW	<b>N 102</b>	3 397 011 427	1000
<b>G-Serie 2004</b>	09.04-02.20	SDV	<b>AR 71 N</b>	3 397 008 849	700	SDV	<b>N 71</b>	3 397 011 238	700
<b>G-Serie 2017</b>	09.17-02.20					SDV	<b>N 76</b>	3 397 015 372	700
<b>L-Serie</b>	01.18-02.20					SDV	<b>N 76</b>	3 397 015 372	700
<b>OmniExpress</b>	01.08→						<b>N 101</b>	3 397 018 198	1000
						WW	<b>N 102</b>	3 397 011 427	1000
<b>P-Serie 2004</b>	09.04-02.20	SDV	<b>AR 71 N</b>	3 397 008 849	700	SDV	<b>N 71</b>	3 397 011 238	700
<b>P-Serie 2017</b>	09.17-02.20					SDV	<b>N 76</b>	3 397 015 372	700
<b>R-Serie 2004</b>	02.04-02.20	SDV	<b>AR 71 N</b>	3 397 008 849	700	SDV	<b>N 71</b>	3 397 011 238	700
<b>R-Serie 2016</b>	09.16-02.20					SDV	<b>N 76</b>	3 397 015 372	700
<b>S-Serie 2016</b>	09.16-02.20					SDV	<b>N 76</b>	3 397 015 372	700
<b>Touring</b>	10.09→						<b>N 101</b>	3 397 018 198	1000
						WW	<b>N 102</b>	3 397 011 427	1000
<b>T-Serie 2004</b>	05.04-10.05	SDV	<b>AR 71 N</b>	3 397 008 849	700	SDV	<b>N 71</b>	3 397 011 238	700

**SEDDON ATKINSON**

<b>Strato</b>	01.01-10.06						<b>N 65</b>	3 397 018 963	650
---------------	-------------	--	--	--	--	--	-------------	---------------	-----

**SEDDON DIESEL**

<b>201</b>	01.80→						<b>N 55</b>	3 397 018 965	550
<b>301</b>	01.80→						<b>N 55</b>	3 397 018 965	550
<b>400</b>	01.80→						<b>N 55</b>	3 397 018 965	550

**SETRA**







<b>ComfortClass 400</b>	02.03→						<b>N 101</b>	3 397 018 198	1000
						WW	<b>N 102</b>	3 397 011 427	1000
<b>MultiClass 400</b>	01.05→						<b>N 101</b>	3 397 018 198	1000
						WW	<b>N 102</b>	3 397 011 427	1000
<b>Setra</b>	03.95-07.01						<b>N 101</b>	3 397 018 198	1000
						WW	<b>N 102</b>	3 397 011 427	1000
<b>TopClass 400</b>	02.03→						<b>N 101</b>	3 397 018 198	1000
						WW	<b>N 102</b>	3 397 011 427	1000



			<b>AEROTWIN</b>			<b>TWIN</b>	
---	---	---	-----------------	---	---	-------------	---

S = Spoiler

SISU								
R	05.77→					N 40	3 397 018 140	400
SK, SM, SR	09.81-12.95					N 63	3 397 018 966	600
SOLARIS								
InterUrbino	06.10→					N 82	3 397 011 425	800
					LA1,BEI	N 102	3 397 011 427	1000
Urbino	01.99→					N 82	3 397 011 425	800
					LA1,BEI	N 102	3 397 011 427	1000
Vacanza/Vacanza	01.02→					N 100	3 397 018 199	1000
					WW	N 102	3 397 011 427	1000
SOLBUS								
Soltour	09.07→					N 101	3 397 018 198	1000
					WW	N 102	3 397 011 427	1000
Solway	09.07→					N 101	3 397 018 198	1000
					WW	N 102	3 397 011 427	1000
SOR								
NS	09.09→					N 100	3 397 018 199	1000
					WW	N 102	3 397 011 427	1000
STEYR								
8 S - 17 S	04.86→					N 53	3 397 018 964	500
Pinzgauer	10.86-12.96					340	3 397 118 700	340/340
STREETSCOOTER								
Work	08.13→				KUR	534	3 397 010 271	530/380
SUZUKI								
Carry [ED]	10.85-10.94					420	3 397 118 500	425/425
	10.94-03.99					420	3 397 118 500	425/425
[FD]	03.99-03.09					400	3 397 118 610	400/400
TATRA								
T 815	03.83→					N 55	3 397 018 965	550
TEMSA								
Avenue	01.10→					N 100	3 397 018 199	1000
					WW	N 102	3 397 011 427	1000

			<b>AEROTWIN</b>			<b>TWIN</b>			
S = Spoiler									
<b>Diamond</b>	09.04→					<b>N 80</b>	3 397 018 180	800	
					WW	<b>N 82</b>	3 397 011 425	800	
<b>HD 12, HD 13</b>	01.15→					<b>N 100</b>	3 397 018 199	1000	
					WW	<b>N 102</b>	3 397 011 427	1000	
<b>LD 12, LD 13</b>	09.12→					<b>N 100</b>	3 397 018 199	1000	
					WW	<b>N 102</b>	3 397 011 427	1000	
<b>Maraton</b>	08.15→					<b>N 100</b>	3 397 018 199	1000	
					WW	<b>N 102</b>	3 397 011 427	1000	
<b>MD</b>	10.10→					<b>N 82</b>	3 397 011 425	800	
<b>Metropol</b>	10.06→					<b>N 100</b>	3 397 018 199	1000	
					WW	<b>N 102</b>	3 397 011 427	1000	
<b>Opalin</b>	05.03→					<b>N 90</b>	3 397 018 190	900	
					WW	<b>N 92</b>	3 397 011 426	900	
<b>Prestij</b>	01.07→					<b>N 90</b>	3 397 018 190	900	
					WW	<b>N 92</b>	3 397 011 426	900	
<b>Safari</b>	08.02→					<b>N 100</b>	3 397 018 199	1000	
					WW	<b>N 102</b>	3 397 011 427	1000	
[HD, RD]	10.06→					<b>N 100</b>	3 397 018 199	1000	
					WW	<b>N 102</b>	3 397 011 427	1000	
<b>Safir</b>	01.99→					<b>N 100</b>	3 397 018 199	1000	
					WW	<b>N 102</b>	3 397 011 427	1000	
<b>Tourmalin</b>	01.05→					<b>N 100</b>	3 397 018 199	1000	
					WW	<b>N 102</b>	3 397 011 427	1000	
<b>TOYOTA</b>									
<b>Corolla Van</b>	09.91-06.02		<b>AR 502 S</b>	3 397 118 995	500/450		<b>502</b>	3 397 118 563	500/450
<b>Dyna</b>	08.87-05.95						<b>N 40</b>	3 397 018 140	400
	01.97-10.00					HBG	<b>420</b>	3 397 118 500	425/425
	10.00-04.03		<b>AR 500 S</b>	3 397 009 081	500/500		<b>500</b>	3 397 118 560	500/500
						HBG	<b>420</b>	3 397 118 500	425/425
	04.03→		<b>AR 500 S</b>	3 397 009 081	500/500		<b>500</b>	3 397 118 560	500/500
<b>Hiace [LXH,RCH]</b>	08.95-08.96						<b>502</b>	3 397 118 563	500/450
	08.96-05.09		<b>AR 530 S</b>	3 397 118 903	530/530		<b>530</b>	3 397 118 400	530/530
[KLH]	08.01→		<b>AR 530 S</b>	3 397 118 903	530/530		<b>530</b>	3 397 118 400	530/530
<b>Hiace Van [LH,ZH]</b>	08.89-08.96						<b>502</b>	3 397 118 563	500/450
[LH,LXH,ZH]	08.96-02.06		<b>AR 530 S</b>	3 397 118 903	530/530		<b>530</b>	3 397 118 400	530/530
<b>Hiace Wagon [LH,ZH]</b>	08.89-08.96						<b>502</b>	3 397 118 563	500/450
	08.96-02.06		<b>AR 530 S</b>	3 397 118 903	530/530		<b>530</b>	3 397 118 400	530/530
<b>Hilux [N5/N6]</b>	08.84-07.98						<b>420</b>	3 397 118 500	425/425
[N16/N17]	08.97→						<b>420</b>	3 397 118 500	425/425
[Raider]	05.05→		<b>AR 533 S</b>	3 397 118 902	530/475		<b>533</b>	3 397 118 405	530/475
[N15,N25,N26,N35]	07.05→		<b>AR 533 S</b>	3 397 118 902	530/475		<b>533</b>	3 397 118 405	530/475
<b>Hilux Pickup [N8...19]</b>	08.88-08.05						<b>420</b>	3 397 118 500	425/425
<b>Hilux Vigo [TGN16; TGN26]</b>	08.04→		<b>AR 533 S</b>	3 397 118 902	530/475		<b>533</b>	3 397 118 405	530/475
<b>Proace I</b>	06.13-01.16	FAS	<b>AR 70 N</b>	3 397 008 845	700	KUR	<b>701</b>	3 397 118 202	650/500
		BEI	<b>AR 50 N</b>	3 397 008 841	500				
<b>Proace II [K0]</b>	02.16→	KUR	<b>A 426 S</b>	3 397 007 426	650/475				
<b>Tundra</b>	11.06→		<b>A 212 S</b>	3 397 014 212	650/550				





S = Spoiler

VAN HOOL								
A	07.92→					<b>N 90</b>	3 397 018 190	900
					WW	<b>N 92</b>	3 397 011 426	900
AG	06.91→					<b>N 90</b>	3 397 018 190	900
					WW	<b>N 92</b>	3 397 011 426	900
AGG	09.09→					<b>N 90</b>	3 397 018 190	900
					WW	<b>N 92</b>	3 397 011 426	900
EX 16M	01.15→					<b>N 100</b>	3 397 018 199	1000
					WW	<b>N 102</b>	3 397 011 427	1000
T9 Acron	10.05→				L55,OE	<b>N 56</b>	3 397 018 962	550
					LA1,UE	<b>N 100</b>	3 397 018 199	1000
					LA1,UE,WW	<b>N 102</b>	3 397 011 427	1000
T9 Alicron	10.06→				LA1	<b>N 100</b>	3 397 018 199	1000
					LA1,WW	<b>N 102</b>	3 397 011 427	1000
T9 Astromega	10.08→				L60,OE	<b>N 63</b>	3 397 018 966	600
					L70,OE	<b>N 70</b>	3 397 018 170	700
					L80,UE	<b>N 80</b>	3 397 018 180	800
					L80,UE,WW	<b>N 82</b>	3 397 011 425	800
T9 Altano	10.08→				UE	<b>N 100</b>	3 397 018 199	1000
					UE,WW	<b>N 102</b>	3 397 011 427	1000
T9 Astron	10.08→				UE	<b>N 100</b>	3 397 018 199	1000
					UE,WW	<b>N 102</b>	3 397 011 427	1000
TX 16 Astronef	01.15→					<b>N 100</b>	3 397 018 199	1000
					WW	<b>N 102</b>	3 397 011 427	1000
VDL								
Citea	01.11→					<b>N 101</b>	3 397 018 198	1000
					WW	<b>N 102</b>	3 397 011 427	1000
Futura FHD	11.10→					<b>N 100</b>	3 397 018 199	1000
					WW	<b>N 102</b>	3 397 011 427	1000
Jonckheere	02.06→					<b>N 101</b>	3 397 018 198	1000
					WW	<b>N 102</b>	3 397 011 427	1000
VOLVO								
7700	06.06→				L90	<b>N 90</b>	3 397 018 190	900
					L90,WW	<b>N 92</b>	3 397 011 426	900
					LA1	<b>N 100</b>	3 397 018 199	1000
					LA1,WW	<b>N 102</b>	3 397 011 427	1000
7900, 8600, 8900, 9500	02.14→				L90	<b>N 90</b>	3 397 018 190	900
					L90,WW	<b>N 92</b>	3 397 011 426	900
7900, 8900	10.10→					<b>N 90</b>	3 397 018 190	900
					WW	<b>N 92</b>	3 397 011 426	900
9500, 9700, 9900	04.01→					<b>N 101</b>	3 397 018 198	1000
					WW	<b>N 102</b>	3 397 011 427	1000
B 10 M	01.94-09.01					<b>N 82</b>	3 397 011 425	800
					WW	<b>N 80</b>	3 397 018 180	800
B 12 B	06.01→				UE	<b>N 100</b>	3 397 018 199	1000
					UE,WW	<b>N 102</b>	3 397 011 427	1000



			<b>AEROTWIN</b>			<b>TWIN</b>			
S = Spoiler									
<b>B 5 LH</b>	08.16→					<b>N 90</b>	3 397 018 190	900	
						WW	<b>N 92</b>	3 397 011 426	900
<b>B 8 R</b>	09.13→					L90	<b>N 90</b>	3 397 018 190	900
						L90,WW	<b>N 92</b>	3 397 011 426	900
<b>B 8700</b>	08.02→						<b>N 100</b>	3 397 018 199	1000
						WW	<b>N 102</b>	3 397 011 427	1000
<b>B 9</b>	09.16→					L90	<b>N 90</b>	3 397 018 190	900
						L90,WW	<b>N 92</b>	3 397 011 426	900
<b>FE</b>	05.06→	SDV	<b>AR 66 N</b>	3 397 008 848	650	SDV	<b>N 66</b>	3 397 011 310	650
<b>FH II</b>	09.12→						<b>N 75</b>	3 397 011 822	700
<b>FH II LNG</b>	01.18→	L65	<b>AR 65 N</b>	3 397 008 844	650	L65	<b>N 65</b>	3 397 018 963	650
<b>FH, FH 12, FH 16</b>	08.93→		<b>AR 65 N</b>	3 397 008 844	650		<b>N 65</b>	3 397 018 963	650
<b>FL 7, FL 12</b>	09.85-12.01						<b>N 72</b>	3 397 002 918	700
<b>FL, FL 6</b>	05.00→	SDV	<b>AR 61 N</b>	3 397 008 847	600	SDV	<b>609</b>	3 397 118 309	600/600
<b>FLC</b>	09.96-09.00						<b>N 63</b>	3 397 018 966	600
<b>FM</b>	09.17→						<b>N 75</b>	3 397 011 822	700
<b>FM, FM 7, FM 9, FM 10, FM 12</b>	09.98→		<b>AR 65 N</b>	3 397 008 844	650		<b>N 65</b>	3 397 018 963	650
<b>FMX</b>	03.10→		<b>AR 65 N</b>	3 397 008 844	650		<b>N 65</b>	3 397 018 963	650
<b>N 12</b>	09.83-01.98					WW	<b>N 40</b>	3 397 018 140	400
<b>NH 12</b>	05.99→		<b>AR 65 N</b>	3 397 008 844	650		<b>650 U</b>	3 397 004 587	650

**VW (VOLKSWAGEN)**

<b>Amarok [2H]</b>	09.10-04.12	KUR	<b>AR 801 S</b>	3 397 118 996	600/530	BGO,KUR	<b>801</b>	3 397 001 801	600/530
	05.12-10.16		<b>A 821 S</b>	3 397 009 821	600/600				
[S6,S7]	06.16→		<b>A 821 S</b>	3 397 009 821	600/600				
<b>Caddy [2K]</b>	02.04-10.06		<b>A 096 S</b>	3 397 007 096	600/450				
	11.06-08.10		<b>A 187 S</b>	3 397 007 187	600/450				
[2C]	09.10-05.15		<b>A 187 S</b>	3 397 007 187	600/450				
[SA]	05.15-05.17		<b>A 187 S</b>	3 397 007 187	600/450				
	06.17→		<b>A 419 S</b>	3 397 014 419	600/450				
<b>Caddy Pickup [9U7]</b>	06.96-12.00		<b>AR 531 S</b>	3 397 118 901	530/450		<b>531</b>	3 397 118 402	530/450
<b>California T4 [70,7D]</b>	09.90-06.03		<b>AR 532 S</b>	3 397 118 986	530/500		<b>530</b>	3 397 118 400	530/530
<b>California T5 [7H, 7E]</b>	02.03-05.13	HBG,KUR	<b>AR 801 S</b>	3 397 118 996	600/530	BGO,KUR	<b>801</b>	3 397 001 801	600/530
		SBF	<b>A 938 S</b>	3 397 118 938	600/600	KUR	<b>543</b>	3 397 001 543	600/530
[7E]	06.13-08.15		<b>A 821 S</b>	3 397 009 821	600/600				
<b>California T6 [SG]</b>	04.15→		<b>A 821 S</b>	3 397 009 821	600/600				
<b>Caravelle T4 [70,7D]</b>	09.90-06.03		<b>AR 532 S</b>	3 397 118 986	530/500		<b>530</b>	3 397 118 400	530/530
<b>Caravelle T5 [7H, 7E]</b>	02.03-05.13	HBG,KUR	<b>AR 801 S</b>	3 397 118 996	600/530	BGO,KUR	<b>801</b>	3 397 001 801	600/530
		SBF	<b>A 938 S</b>	3 397 118 938	600/600	KUR	<b>543</b>	3 397 001 543	600/530
[7E]	06.13-08.15		<b>A 821 S</b>	3 397 009 821	600/600				
<b>Caravelle T6 [SG]</b>	04.15→		<b>A 821 S</b>	3 397 009 821	600/600				
<b>Crafter [2E]</b>	04.06-12.16		<b>A 215 S</b>	3 397 007 215	650/600				
[SY,SZ]	09.16→		<b>A 110 S</b>	3 397 014 310	700/650				
<b>Eurovan [70]</b>	09.91-08.01		<b>AR 532 S</b>	3 397 118 986	530/500		<b>530</b>	3 397 118 400	530/530
<b>LT [2D,2H]</b>	05.96-04.06		<b>AR 801 S</b>	3 397 118 996	600/530		<b>543</b>	3 397 001 543	600/530
<b>Multivan T4 [70,7D]</b>	09.90-06.03		<b>AR 532 S</b>	3 397 118 986	530/500		<b>530</b>	3 397 118 400	530/530
<b>Multivan T5 [7H, 7E]</b>	02.03-05.13	HBG,KUR	<b>AR 801 S</b>	3 397 118 996	600/530	BGO,KUR	<b>801</b>	3 397 001 801	600/530
		SBF	<b>A 938 S</b>	3 397 118 938	600/600	KUR	<b>543</b>	3 397 001 543	600/530
[7E]	06.13-08.15		<b>A 821 S</b>	3 397 009 821	600/600				





◀ VW

S = Spoiler

<b>Multivan T6</b> [SG]	04.15→		<b>A 821 S</b>	3 397 009 821	600/600			
<b>Transporter T3</b> [24, 25]	08.82-07.92						<b>450</b>	3 397 118 505 450/450
<b>Transporter T4</b> [70,7D]	09.90-06.03		<b>AR 532 S</b>	3 397 118 986	530/500		<b>530</b>	3 397 118 400 530/530
<b>Transporter T5</b> [7E, 7F, 7H, 7J]	02.03-05.13	HBG,KUR	<b>AR 801 S</b>	3 397 118 996	600/530	BGO,HBG,KUR	<b>801</b>	3 397 001 801 600/530
		SBF	<b>A 938 S</b>	3 397 118 938	600/600	HBG,KUR	<b>543</b>	3 397 001 543 600/530
[7E, 7F]	06.13-08.15		<b>A 821 S</b>	3 397 009 821	600/600			
<b>Transporter T6</b> [SF,SG]	04.15→		<b>A 821 S</b>	3 397 009 821	600/600			
<b>Volkswagen</b>	09.13→						<b>N 80</b>	3 397 018 180 800
						WW	<b>N 82</b>	3 397 011 425 800















<b>16M</b>	Breite der Wischblattaufnahme 16 mm
<b>19M</b>	Breite der Wischblattaufnahme 19 mm
<b>35N</b>	Länge: 350 mm
<b>ADF</b>	Bei Steckbefestigung Adapter 3 392 390 335 mitverwenden
<b>ADH</b>	Wischblatt-Adapter 3 392 390 385 mitverwenden
<b>APE</b>	Adapter entfernen
<b>BEI</b>	Beifahrerseite
<b>BGO</b>	Beifahrerseite gebogen
<b>BGR</b>	Beifahrerseite gerade
<b>BO</b>	Bosch, nur als Ersatz für Bosch-Ausrüstung
<b>DRH</b>	Vormontierter Adapter muss um 180 Grad gedreht werden
<b>ERD</b>	Für Fahrzeuge ohne Ersatzradhalter
<b>FAL</b>	Für Fahrzeuge nach dem Facelift
<b>FAS</b>	Fahrerseite
<b>FFB</b>	Führungsbügel entfernen
<b>FHS</b>	Nicht für Heckklappe mit Klappfenster
<b>FKR</b>	Für Fahrzeuge mit kurzem Radstand
<b>FLR</b>	Für Fahrzeuge mit langem Radstand
<b>FPJ</b>	Für Fahrzeugproduktion Japan
<b>GA</b>	Gerade
<b>GBO</b>	Wischblatt gebogen
<b>GEG</b>	Für Fahrzeuge mit gegenlaufenden Wischerarmen
<b>GLF</b>	Für Fahrzeuge mit gleichlaufenden Wischerarmen
<b>GSG</b>	Für Fahrzeuge mit Notbremsassistent
<b>GSO</b>	Für Fahrzeuge ohne Notbremsassistent
<b>HA</b>	Für Haubenausführung
<b>HBG</b>	Hakenbefestigung
<b>KHS</b>	Für Heckklappe mit Klappfenster
<b>KOB</b>	Für Kombiwagen
<b>KUR</b>	Wischblatt geringfügig kürzer als Originalteil
<b>KWB</b>	Nur für Kunststoff-Wischblatt
<b>L24</b>	Länge: 240 mm
<b>L26</b>	Länge: 260 mm
<b>L28</b>	Länge: 280 mm
<b>L29</b>	Länge: 290 mm
<b>L30</b>	Länge: 300 mm
<b>L34</b>	Länge: 340 mm
<b>L40</b>	Länge: 400 mm
<b>L45</b>	Länge: 450 mm
<b>L50</b>	Länge: 500 mm
<b>L55</b>	Länge: 550 mm
<b>L60</b>	Länge: 600 mm
<b>L65</b>	Länge: 650 mm
<b>L70</b>	Länge: 700 mm

<b>L80</b>	Länge: 800 mm
<b>L90</b>	Länge: 900 mm
<b>LA1</b>	Länge: 1000 mm
<b>MGT</b>	Für Fahrzeuge mit geteilter Hecktür
<b>MHK</b>	Für Fahrzeuge mit Heckklappe
<b>MHT</b>	Für Fahrzeuge mit Hecktür
<b>MRO</b>	Für Fahrzeuge mit Regensensor
<b>MUT</b>	Für Fahrzeuge mit ungeteilter Hecktür
<b>NWB</b>	Scheibenwaschanlage nicht beheizt
<b>OAM</b>	Original Abdeckkappe nicht mehr montierbar
<b>OE</b>	Oben eingebaut
<b>ORO</b>	Für Fahrzeuge ohne Regensensor
<b>PAD</b>	Wischblatt-Adapter 3 391 250 244 mitverwenden
<b>RAB</b>	Rechtsanbau
<b>SBF</b>	Seitliche Befestigung
<b>SBG</b>	Steckbefestigung
<b>SCR</b>	Schrägheck
<b>SDA</b>	Spritzdüse am Wischarm
<b>SDV</b>	Mit vormontierter Spritzdüse
<b>SPA</b>	Sparausführung
<b>SPO</b>	Mit Spoiler
<b>SWB</b>	Scheibenwaschanlage beheizt
<b>SWO</b>	Nur für Fahrzeuge ohne Spritzdüse am Wischblatt
<b>SZS</b>	Sprührohr 3 397 000 669 separat bestellen
<b>TOB</b>	Für Fahrzeuge mit Ersatzrad an der Hecktür
<b>TU2</b>	2 Türen
<b>TU3</b>	3 Türen
<b>TU5</b>	5 Türen
<b>TW</b>	Eingebautes Erzeugnis muss am Fahrzeug oder Motor ermittelt werden.
<b>UE</b>	Unten eingebaut
<b>V27</b>	Für Fahrzeugproduktion Mexiko
<b>WFL</b>	Für Fahrzeuge vor dem Facelift
<b>WGA</b>	Montage mit Wischgummi-Fixierung nach außen
<b>WGK</b>	Wischgummi gegebenenfalls kürzen
<b>WH2</b>	Für Wischarm-Hakenbreite 12mm
<b>WH9</b>	Für Wischarm-Hakenbreite 9mm
<b>WOB</b>	Befestigung von oben
<b>WOS</b>	Ohne Spoiler
<b>WW</b>	Wahlweise
<b>XXL</b>	Nur für XXL Fahrerhaus
<b>Y03</b>	Für Fahrzeugproduktion Deutschland
<b>YJ9</b>	Nicht für Fahrzeuge mit Herstellungsland Japan
<b>ZE</b>	Zwei erforderlich
<b>ZUE</b>	Zusätzlich eingebaut



Information / Erläuterung



Pkw / Kleintransporter



Nkw / Kleintransporter



Seitenverweis



Suchnummer



Suchnummer kumuliert



Aerotwin



Wischblattlänge Flachblatt



Adapter / Montageanleitung



zusätzliche Information



Wischarm



Maße Wischarm



Standardwischblatt



Wischblatt mit Spoiler



Twin



Wischblattlänge



Wischblattadapter



Heckwischer



Wischgummi



Fahrerseite



Beifahrerseite



Datum / Einbauzeitraum



Sonderfälle



Montage



Lebensdauer



Wisch-Performance



Hochgeschwindigkeits-Verhalten



Laufruhe

<b>16M</b>	Width of wiper blade connection 16 mm
<b>19M</b>	Width of wiper blade connection 19 mm
<b>35N</b>	Length: 350 mm
<b>ADF</b>	Adapter 3392390335 is required for plug-in attachment
<b>ADH</b>	Also use wiper blade adapter 3 392 390 385
<b>APE</b>	Remove adapter
<b>BEI</b>	Front passenger side
<b>BGO</b>	Passenger side, curved
<b>BGR</b>	Passenger side, straight
<b>BO</b>	Bosch, only as replacement for Bosch equipment
<b>DRH</b>	Turn pre-mounted adapter by 180°
<b>ERD</b>	For vehicles without spare wheel bracket
<b>FAL</b>	For vehicles after facelift
<b>FAS</b>	Driver's side
<b>FFB</b>	Remove guide bracket
<b>FHS</b>	Except liftgate with flip-up window
<b>FKR</b>	For vehicles with short wheelbase
<b>FLR</b>	For vehicles with long wheelbase
<b>FPJ</b>	For vehicle production in Japan
<b>GA</b>	Straight
<b>GBO</b>	Angled wiper blade
<b>GEG</b>	For vehicles with opposed wiper arm pattern
<b>GLF</b>	For vehicles with tandem wiper arm pattern
<b>GSG</b>	For vehicles with low speed collision avoidance system
<b>GSO</b>	For vehicles without low speed collision avoidance system
<b>HA</b>	For cab-behind-engine version
<b>HBG</b>	Hook-type fastening
<b>KHS</b>	For liftgate with flip-up window
<b>KOB</b>	For station wagon
<b>KUR</b>	Wiper blade slightly shorter than original part
<b>KWB</b>	For plastic wiper blade only
<b>L24</b>	Length: 240 mm
<b>L26</b>	Length: 260 mm
<b>L28</b>	Length: 280 mm
<b>L29</b>	Length: 290 mm
<b>L30</b>	Length: 300 mm
<b>L34</b>	Length: 340 mm
<b>L40</b>	Length: 400 mm
<b>L45</b>	Length: 450 mm
<b>L50</b>	Length: 500 mm
<b>L55</b>	Length: 550 mm
<b>L60</b>	Length: 600 mm
<b>L65</b>	Length: 650 mm
<b>L70</b>	Length: 700 mm

<b>L80</b>	Length: 800 mm
<b>L90</b>	Length: 900 mm
<b>LA1</b>	Length: 1000 mm
<b>MGT</b>	For vehicles with split rear door
<b>MHK</b>	For vehicles with tailgate
<b>MHT</b>	For vehicles with rear door
<b>MRO</b>	For vehicles with rain sensor
<b>MUT</b>	For vehicles with one-piece rear door
<b>NWB</b>	Non-heated windshield washer system
<b>OAM</b>	The original cap can no longer be fitted
<b>OE</b>	Installed at top
<b>ORO</b>	For vehicles without rain sensor
<b>PAD</b>	Also use wiper blade adapter 3 391 250 244
<b>RAB</b>	Right side mounting
<b>SBF</b>	Side mounting
<b>SBG</b>	Snap-in fastener
<b>SCR</b>	Hatchback
<b>SDA</b>	Nozzle at wiper arm
<b>SDV</b>	With pre-assembled nozzle
<b>SPA</b>	Economy version
<b>SPO</b>	With spoiler
<b>SWB</b>	Windshield washer system, heated
<b>SWO</b>	Only for vehicles with no spray jet at wiper blade
<b>SZS</b>	Order spray pipe 3 397 000 669 separately
<b>TOB</b>	For vehicles with spare wheel on rear door
<b>TU2</b>	2 doors
<b>TU3</b>	3 doors
<b>TU5</b>	5 doors
<b>TW</b>	The product fitted must be identified on the vehicle or engine
<b>UE</b>	Installed at bottom
<b>V27</b>	For Mexican vehicle production
<b>WFL</b>	For vehicles before facelift
<b>WGA</b>	Mounting with wiper rubber fixation outwards
<b>WGK</b>	Shorten wiper blade element if necessary
<b>WH2</b>	For wiper arm width 12mm
<b>WH9</b>	For wiper arm width 9mm
<b>WOB</b>	Attachment from above
<b>WOS</b>	Without spoiler
<b>WW</b>	Optional
<b>XXL</b>	For XXL cab only
<b>Y03</b>	For German vehicle production
<b>YJ9</b>	Except vehicles made in Japan
<b>ZE</b>	Two required
<b>ZUE</b>	Additionally fitted



Information/Explanations



Passenger cars/Small vans



Commercial vehicle / small transporter



Page reference



Search number



Search number, cumulative



Aerotwin



Wiper blade length, flat blade



Adapter / assembly instructions



Additional information



Wiper arm



Wiper arm dimensions



Wiper blade, standard



Wiper blade with spoiler



Twin



Wiper-blade length



Wiper-blade adapter



Rear wipers



Wiper-blade element



Driver's side



Front passenger's side



Date/ Production period



Special case



Installation



Lifetime



Wiping performance



High speed



Silence



<b>16M</b>	Largeur du logement de balai d'essuie-glace 16 mm
<b>19M</b>	Largeur du logement de balai d'essuie-glace 19 mm
<b>35N</b>	Longueur : 350 mm
<b>ADF</b>	En cas de fixation par enfichage, utiliser l'adaptateur 3 392 390 335
<b>ADH</b>	Utiliser en même temps l'adaptateur de balai d'essuie-glace 3 392 390 385
<b>APE</b>	Retirer l'adaptateur
<b>BEI</b>	Côté passager
<b>BGO</b>	Côté passager courbé
<b>BGR</b>	Côté passager droit
<b>BO</b>	Bosch, uniquement comme remplacement pour équipement Bosch
<b>DRH</b>	L'adaptateur prémonté doit être tourné de 180 degrés
<b>ERD</b>	Pour véhicules sans support de roue de secours
<b>FAL</b>	Pour véhicules après le relookage
<b>FAS</b>	Côté conducteur
<b>FFB</b>	Retirer l'arceau de guidage
<b>FHS</b>	Pas pour hayon avec fenêtre basculante
<b>FKR</b>	Pour véhicules à empattement court
<b>FLR</b>	Pour véhicules à empattement long
<b>FPJ</b>	Pour production de véhicules au Japon
<b>GA</b>	Droit
<b>GBO</b>	Balai d'essuie-glace coudé
<b>GEG</b>	Pour véhicules avec bras d'essuie-glace fonctionnant en sens opposé
<b>GLF</b>	Pour véhicules avec bras d'essuie-glace fonctionnant dans le même sens
<b>GSG</b>	Pour véhicules avec ass. freinage d'urgence
<b>GSO</b>	Pour véhicules sans ass. freinage d'urgence
<b>HA</b>	Pour version à capot
<b>HBG</b>	Fixation par crochet
<b>KHS</b>	Pour hayon avec fenêtre basculante
<b>KOB</b>	Pour break
<b>KUR</b>	Balai d'essuie-glace légèrement plus court que la pièce d'origine
<b>KWB</b>	Uniquement pour balai d'essuie-glace plastique
<b>L24</b>	Longueur : 240 mm
<b>L26</b>	Longueur : 260 mm
<b>L28</b>	Longueur : 280 mm
<b>L29</b>	Longueur : 290 mm
<b>L30</b>	Longueur : 300 mm
<b>L34</b>	Longueur : 340 mm
<b>L40</b>	Longueur : 400 mm
<b>L45</b>	Longueur : 450 mm
<b>L50</b>	Longueur : 500 mm
<b>L55</b>	Longueur : 550 mm
<b>L60</b>	Longueur : 600 mm
<b>L65</b>	Longueur : 650 mm
<b>L70</b>	Longueur : 700 mm
<b>L80</b>	Longueur : 800 mm

<b>L90</b>	Longueur : 900 mm
<b>LA1</b>	Longueur : 1000 mm
<b>MGT</b>	Pour véhicules avec porte arrière partagée
<b>MHK</b>	Pour véhicules à hayon
<b>MHT</b>	Pour véhicules à porte arrière
<b>MRO</b>	Pour véhicules avec capteur de pluie
<b>MUT</b>	Pour véhicules avec porte arrière non partagée
<b>NWB</b>	Lave-glace non chauffé
<b>OAM</b>	Cache d'origine plus démontable
<b>OE</b>	Monté en haut
<b>ORO</b>	Pour véhicules sans capteur de pluie
<b>PAD</b>	Utiliser en même temps l'adaptateur de balai d'essuie-glace 3 391 250 244
<b>RAB</b>	Montage à droite
<b>SBF</b>	Fixation latérale
<b>SBG</b>	Fixation par enfichage
<b>SCR</b>	Arrière incliné
<b>SDA</b>	Gicleur sur le bras d'essuie-glace
<b>SDV</b>	Avec gicleur pré-monté
<b>SPA</b>	Version économique
<b>SPO</b>	Avec becquet
<b>SWB</b>	Lave-glace chauffé
<b>SWO</b>	Uniquement pour les véhicules sans gicleur sur le balai d'essuie-glace
<b>SZS</b>	Commander séparément le tube injecteur 3 397 000 669
<b>TOB</b>	Pour véhicules avec roue de secours sur la porte arrière
<b>TU2</b>	2 portes
<b>TU3</b>	3 portes
<b>TU5</b>	5 portes
<b>TW</b>	Le produit monté doit être déterminé sur le véhicule ou le moteur.
<b>UE</b>	Monté en bas
<b>V27</b>	Pour production de véhicules Mexique
<b>WFL</b>	Pour véhicules avant relookage
<b>WGA</b>	Montage avec fixation de la garniture d'essuie-glace en caoutchouc vers l'extérieur
<b>WGK</b>	Raccourcir également la lame racleuse
<b>WH2</b>	Pour bras essuie-glace-largeur crochet 12 mm
<b>WH9</b>	Pour bras essuie-glace-largeur crochet 9 mm
<b>WOB</b>	Fixation par le haut
<b>WOS</b>	Sans becquet
<b>WW</b>	Au choix
<b>XXL</b>	Uniquement pour cabine XXL
<b>Y03</b>	Pour production de véhicules Allemagne
<b>YJ9</b>	Pas pour les véhicules produits au Japon
<b>ZE</b>	2 nécessaires
<b>ZUE</b>	Monté en supplément



Information / explication



Voiture particulière / véhicule utilitaire léger



Véhicule utilitaire / Fourgonnette



Renvoi à la page



Code d'identification























Numéro de recherche cumulé



Aerotwin



Longueur Balai d'essuie-glace, Balai plat

	Adaptateur / Notice de montage		Lame racleuse
	Information supplémentaire		Côté conducteur
	Bras d'essuie-glace		Côté passager
	Cotes du bras d'essuie-glace		Date/période de montage
	Raclette d'essuie-glace standard		Cas spécial
	Raclette d'essuie-glace "spoiler"		Montage
	Twin		Durée de vie
	Longueur de raclette d'essuie-glace		Performance d'essuyage
	Adaptateur de raclette d'essuie-glace		Comportement à vitesse élevée
	Essuie-glace arrière		Stabilité de fonctionnement

<b>16M</b>	Larghezza dell'alloggiamento spazzola tergicristallo 16 mm
<b>19M</b>	Larghezza dell'alloggiamento spazzola tergicristallo 19 mm
<b>35N</b>	Lunghezza: 350 mm
<b>ADF</b>	In caso di fissaggio ad innesto usare anche l'adattatore 3 392 390 335
<b>ADH</b>	Utilizzare anche l'adattatore spazzola tergicristallo 3 392 390 385
<b>APE</b>	Rimuovere adattatore
<b>BEI</b>	Lato passeggero
<b>BGO</b>	Curvo lato passeggero
<b>BGR</b>	Diritto lato passeggero
<b>BO</b>	Solo come ricambio per l'equipaggiamento Bosch
<b>DRH</b>	L'adattatore premontato deve essere ruotato di 180 gradi
<b>ERD</b>	Per veicoli senza supporto ruota di scorta
<b>FAL</b>	Per veicoli dopo il facelift
<b>FAS</b>	Lato guida
<b>FFB</b>	Rimuovere la staffa di guida
<b>FHS</b>	Non per portellone posteriore con finestrino ribaltabile
<b>FKR</b>	Per veicoli a passo corto
<b>FLR</b>	Per veicoli a passo lungo
<b>FPJ</b>	Per produzione veicoli Giappone
<b>GA</b>	Diritto
<b>GBO</b>	Spazzola tergicristallo incurvata
<b>GEG</b>	Per veicoli con bracci tergicristallo a movimento opposto
<b>GLF</b>	Per veicoli con bracci tergicristallo a movimento parallelo
<b>GSG</b>	Per veicoli con assistente freno di emergenza
<b>GSO</b>	Per veicoli senza assistente freno di emergenza
<b>HA</b>	Per versione con cabina arretrata
<b>HBG</b>	Fissaggio a gancio
<b>KHS</b>	Per portellone posteriore con finestrino ribaltabile
<b>KOB</b>	Per station wagon
<b>KUR</b>	Spazzola tergicristallo leggermente più corta dell'originale
<b>KWB</b>	Solo per spazzola tergicristallo in materiale sintetico
<b>L24</b>	Lunghezza: 240 mm
<b>L26</b>	Lunghezza 260 mm
<b>L28</b>	Lunghezza 280 mm
<b>L29</b>	Lunghezza 290 mm
<b>L30</b>	Lunghezza 300 mm
<b>L34</b>	Lunghezza 340 mm
<b>L40</b>	Lunghezza 400 mm
<b>L45</b>	Lunghezza 450 mm
<b>L50</b>	Lunghezza 500 mm
<b>L55</b>	Lunghezza: 550 mm
<b>L60</b>	Lunghezza 600 mm
<b>L65</b>	Lunghezza: 650 mm
<b>L70</b>	Lunghezza 700 mm

<b>L80</b>	Lunghezza 800 mm
<b>L90</b>	Lunghezza 900 mm
<b>LA1</b>	Lunghezza 1000 mm
<b>MGT</b>	Per veicoli con portellone posteriore diviso
<b>MHK</b>	Per veicoli con portellone posteriore
<b>MHT</b>	Per veicoli con porta posteriore
<b>MRO</b>	Per veicoli con sensore pioggia
<b>MUT</b>	Per veicoli con portellone posteriore non diviso
<b>NWB</b>	Dispositivo lavaggio parabrezza non riscaldato
<b>OAM</b>	Cappuccio di copertura originale non più montabile
<b>OE</b>	Montato in alto
<b>ORO</b>	Per veicoli senza sensore pioggia
<b>PAD</b>	Utilizzare anche l'adattatore spazzola tergicristallo 3 391 250 244
<b>RAB</b>	Montaggio a destra
<b>SBF</b>	Fissaggio laterale
<b>SBG</b>	Fissaggio a spina
<b>SCR</b>	A due volumi
<b>SDA</b>	Ugello sul braccio tergicristallo
<b>SDV</b>	Con ugello premontato
<b>SPA</b>	Versione economica
<b>SPO</b>	Con spoiler
<b>SWB</b>	Dispositivo lavaggio parabrezza riscaldato
<b>SWO</b>	Solo per veicoli senza ugello sulla spazzola tergicristallo
<b>SZS</b>	Ordinare a parte il tubo nebulizzazione 3 397 000 669
<b>TOB</b>	Per veicoli con ruota di scorta sul portellone posteriore
<b>TU2</b>	2 porte
<b>TU3</b>	3 porte
<b>TU5</b>	5 porte
<b>TW</b>	Il prodotto montato deve essere rilevato sul veicolo o sul motore.
<b>UE</b>	Montato in basso
<b>V27</b>	Per produzione veicoli Messico
<b>WFL</b>	Per veicoli prima del Facelift
<b>WGA</b>	Montaggio con fissaggio spazzola di gomma verso l'esterno
<b>WGK</b>	Se necessario, accorciare la spazzola tergicristallo in gomma
<b>WH2</b>	Per larghezza aggancio braccio tergicristallo 12mm
<b>WH9</b>	Per larghezza aggancio braccio tergicristallo 9mm
<b>WOB</b>	Fissaggio dall'alto
<b>WOS</b>	Senza spoiler
<b>WW</b>	A scelta
<b>XXL</b>	Solo per cabina di guida XXL
<b>Y03</b>	Per produzione veicoli Germania
<b>YJ9</b>	Non per veicoli con paese di fabbricazione Giappone
<b>ZE</b>	Sono necessari due pezzi
<b>ZUE</b>	Montato in aggiunta



Informazione / dichiarazione



Autovettura / furgone



Veicoli commerciali / camioncini



Rimando ad un'altra pagina



Numero ricerca



Numero di ricerca cumulativo



Aerotwin



Lunghezza spazzola tergicristalli



Adattatore / istruzioni di montaggio



Informazioni aggiuntive

	Braccio tergicristallo		Lato conducente
	Misure braccio tergicristallo		Lato passeggero
	Spazzola standard		Data/Periodo di montaggio
	Spazzola con spoiler		Caso specifico
	Twin		Montaggio
	Lunghezza spazzola		Ciclo di vita
	Adattatore spazzola		Prestazioni di tergiture
	Tergilunotto		Comportamento alle alte velocità
	Gomma tangente		Stabilità di funzionamento



<b>16M</b>	Ширина крепления щетки стеклоочистителя 16 мм
<b>19M</b>	Ширина крепления щетки стеклоочистителя 19 мм
<b>35N</b>	Длина: 350 мм
<b>ADF</b>	При креплении разъема совместно используют адаптер 3 392 390 335
<b>ADH</b>	Использовать адаптер стеклоочистителя 3 392 390 385
<b>APE</b>	Снять адаптер
<b>BEI</b>	Сторона пассажира, сидящего рядом с водителем
<b>BGO</b>	Сторона переднего пассажира, согнутое положение
<b>BGR</b>	Сторона переднего пассажира, прямое положение
<b>BO</b>	Bosch, только в качестве замены оснащения фирмы Bosch
<b>DRH</b>	Предварительно смонтированный адаптер нужно повернуть на 180 градусов
<b>ERD</b>	Для автомобилей без крепления запасного колеса
<b>FAL</b>	Для автомобилей после рестайлинга
<b>FAS</b>	сторона водителя
<b>FFB</b>	Снять направляющий зажим
<b>FHS</b>	Не для задней двери с откидным окном
<b>FKR</b>	для автомобилей с короткой базой
<b>FLR</b>	для автомобилей с длинной базой
<b>FPJ</b>	Для автомобилей производства Японии
<b>GA</b>	прямо
<b>GBO</b>	щетка стеклоочистителя изогнутая
<b>GEG</b>	Для автомобилей со встречным движением рычагов стеклоочистителя
<b>GLF</b>	Для автомобилей с параллельным движением рычагов стеклоочистителя
<b>GSG</b>	Для автомобилей с вспомогательной системой аварийного торможения
<b>GSO</b>	Для автомобилей без вспомогательной системы аварийного торможения
<b>HA</b>	для исполнения с обтекателем
<b>HBG</b>	Крепление крючка
<b>KHS</b>	Для задней двери с откидным окном
<b>KOB</b>	для автомобиля комби
<b>KUR</b>	Щетка стеклоочистителя немного короче оригинальной
<b>KWB</b>	Только для пластмассовой щетки стеклоочистителя
<b>L24</b>	Длина: 240 мм
<b>L26</b>	Длина: 260 мм
<b>L28</b>	Длина: 280 мм
<b>L29</b>	Длина: 290 мм
<b>L30</b>	длина 300 мм
<b>L34</b>	длина 340 мм
<b>L40</b>	Длина: 400 мм
<b>L45</b>	Длина: 450 мм
<b>L50</b>	Длина: 500 мм
<b>L55</b>	Длина: 550 мм
<b>L60</b>	длина 600 мм
<b>L65</b>	Длина: 650 мм
<b>L70</b>	Длина: 700 мм

<b>L80</b>	Длина: 800 мм
<b>L90</b>	длина 900 мм
<b>LA1</b>	длина 1000 мм
<b>MGT</b>	Для автомобилей с разделенной задней дверью кузова
<b>MHK</b>	для автомобилей с задней дверью
<b>MHT</b>	Для транспортных средств с задней дверью
<b>MRO</b>	Для автомобилей с датчиком дождя
<b>MUT</b>	Для автомобилей с цельной задней дверью
<b>NWB</b>	стеклоомыватель необогреваемый
<b>OAM</b>	Оригинальный колпак больше не устанавливается
<b>OE</b>	встроено сверху
<b>ORO</b>	Для автомобилей без датчика дождя
<b>PAD</b>	Использовать адаптер стеклоочистителя 3 391 250 244
<b>RAB</b>	встроенная справа
<b>SBF</b>	боковое крепление
<b>SBG</b>	штетсельное крепление
<b>SCR</b>	наклонная задняя часть кузова
<b>SDA</b>	Распылительная форсунка у рычага стеклоочистителя
<b>SDV</b>	С предварительно смонтированной распылительной форсункой
<b>SPA</b>	экономичное исполнение
<b>SPO</b>	со спойлером
<b>SWB</b>	стеклоомыватель обогреваемый
<b>SWO</b>	Только для автомобилей без форсунки на дворниках
<b>SZS</b>	Распылительную трубу 3 397 000 669 заказывать отдельно
<b>TOB</b>	Для а/м с зап. колесом на задней двери кузова
<b>TU2</b>	2 двери
<b>TU3</b>	трехдверный
<b>TU5</b>	пятидверный
<b>TW</b>	Встроенное издание должно определяться в автомобиле или двигателе.
<b>UE</b>	встроенный снизу
<b>V27</b>	Для производства автомобилей в Мексике
<b>WFL</b>	Для автомобилей перед рестайлингом
<b>WGA</b>	Монтаж с фиксацией резины наружу
<b>WGK</b>	При необходимости укоротить резину щетки стеклоочистителя
<b>WH2</b>	Ширина скобы щетки стеклоочистителя 12 мм
<b>WH9</b>	Ширина скобы щетки стеклоочистителя 9 мм
<b>WOB</b>	Крепление сверху
<b>WOS</b>	без спойлера
<b>WW</b>	на выбор
<b>XXL</b>	Только для кабины XXL
<b>Y03</b>	Для производства автомобилей в Германии
<b>YJ9</b>	Не для автомобилей со страной изготовления Япония
<b>ZE</b>	необходимо два
<b>ZUE</b>	дополнительно монтируется



Информация / Пояснение



Легковой автомобиль / малый автомобиль-фургон



Грузовик/автомобиль-фургон



Сторонняя ссылка



Поисковый номер



Номер поиска сохранен



Aerotwin



















Длина щетки стеклоочистителя, плоской



Адаптер/инструкция по монтажу



Дополнительная информация

	Держатель щетки стеклоочистителя		Сторона водителя
	Размер рычага стеклоочист.		Сторона пассажира
	Стандартная щетка стеклоочистителя		Дата / Период сборки
	Щетка стеклоочистителя со спойлером		Особый случай
	Twin		Монтаж
	Длина щетки стеклоочистителя		Срок службы
	Переходник щетки стеклоочистителя		Производительность очистки
	Задний стеклоочиститель		Характеристика высокой скорости
	Резина стеклоочистителя		Плавность хода





de

### Effizienz ist unser Antrieb

Technologien von Bosch kommen weltweit in den meisten Fahrzeugen zum Einsatz. Dabei stehen für uns die Menschen und die Sicherstellung ihrer Mobilität im Vordergrund.

Ihnen widmen wir über 130 Jahre Pioniergeist, Forschung, Fertigung und Expertise.

Wir bieten Handel und Werkstätten weltweit moderne Diagnose- und Werkstatttechnik sowie ein umfassendes Kfz- und Nfz-Ersatzteilsortiment.

en

### Driven by efficiency

Bosch technologies are used in most vehicles worldwide. People, and assuring their mobility, is what we are focused on.

Therefore, we have dedicated over 130 years of pioneering spirit and expertise in research and manufacturing to achieving this.

We provide the aftermarket and workshops worldwide with modern diagnostic and workshop equipment and a wide range of spare parts for passenger cars and commercial vehicles.

fr

### Guidés par l'efficacité

Les technologies Bosch sont présentes sur le plus-part des véhicules dans le monde entier. Les personnes et le maintien de leur mobilité sont au centre de toutes nos préoccupations.

Depuis 130 ans, nous leur consacrons tout notre esprit innovateur, notre recherche, notre fabrication et notre expertise.

Nous proposons aux concessionnaires et aux garages du monde entier une technologie moderne de diagnostic et de réparation ainsi qu'un assortiment complet de pièces de rechange pour véhicules de tourisme et véhicules utilitaires.

it

### Guidati dall'efficienza

La tecnologia Bosch viene applicata alla maggior parte dei veicoli di tutto il mondo. Assicurare la sicurezza delle persone e della loro mobilità è l'obiettivo primario di Bosch.

Con questo spirito è da oltre 130 anni che ci dedichiamo alle persone motivati da ricerca, nuove tecnologie e idee.

Offriamo tecnologie moderne per la diagnostica e per l'officina, nonché una gamma completa di ricambi per automobili e veicoli commerciali.

ru

### Обеспечивая эффективность

Технологии Bosch используются в большинстве автомобилей по всему миру. При этом на первом месте для нас всегда стояли люди и гарантия их мобильности.

Именно для них уже в течение 130 лет мы остаемся верными духу авантюризма, создаем наши изобретения, развиваем производство и накапливаем опыт.

Мы предлагаем дилерам и мастерским по всему миру современное оборудование для ремонта и диагностики, а также обширный ассортимент запасных частей для автомобилей и коммерческого транспорта.



☎ 1 987 720 617/202110

AA/MBC2 – 10.2021 – Int

© 2021 Robert Bosch GmbH  
Automotive Aftermarket  
Postfach 41 09 60  
76225 Karlsruhe

Token fee: € 5,00

Editorial closing: 01.09.2021

Subject to change without notice. Please direct questions and comments to our Authorized Representative in your country. This edition supersedes all previous editions.

